

CLIO CUP

OPEN

FORMULA 1 MERCEDES-BENZ GROSSER PREIS VON DEUTSCHLAND 2019 - Hockenheim

Practice Session Classification

NO	DRIVER	NAT	TEAM	TIME	LAPS	GAP	INT	KM/H	TIME OF DAY
1	1 Jack YOUNG		EDDIE STOBART RACING	1:59.003	8			138.369	18:18:09
2	9 Andreas STUCKI		ECURIE BASILISK	1:59.518	14	0.515	0.515	137.773	18:15:17
3	5 Ben COLBURN		WEST BOURNE MOTORSPORT	1:59.701	13	0.698	0.183	137.562	18:30:01
4	3 James COLBURN		WEST BOURNE MOTORSPORT	1:59.951	13	0.948	0.250	137.276	18:29:59
5	4 James ROSS		BOB ROSS RACING	2:00.203	14	1.200	0.252	136.988	18:26:07
6	11 Tomas PEKAR		CARPEK SERVICE	2:00.246	13	1.243	0.043	136.939	18:24:50
7	8 Marius RAUER		TEAM BLEEKEMOLEN	2:00.433	14	1.430	0.187	136.726	18:34:06
8	31 Karol URBANIAK		BM RACING TEAM	2:00.527	13	1.524	0.094	136.620	18:35:32
9	48 David POUGET		GPA RACING	2:00.536	15	1.533	0.009	136.609	18:26:21
10	99 Alf AHRENS		AHRENS RACING TEAM	2:00.580	12	1.577	0.044	136.559	18:28:54
11	12 Brett LIDSEY		M.R.M.	2:00.618	13	1.615	0.038	136.516	18:34:31
12	41 Aaron THOMPSON		WEST BOURNE MOTORSPORT	2:00.656	13	1.653	0.038	136.473	18:34:56
13	14 Guillaume PLUBEL		GPA RACING	2:00.822	14	1.819	0.166	136.286	18:23:51
14	72 Kevin JIMENEZ		GPA RACING	2:00.862	15	1.859	0.040	136.241	18:19:49
15	22 Samuel CHALIGNE		SC SPORT	2:01.084	14	2.081	0.222	135.991	18:35:50
16	17 Albert LEGUTKO		ADAC BERLIN-BRANDENBURG e.V.	2:01.124	14	2.121	0.040	135.946	18:17:28
17	66 Szymon JABLONSKI		BM RACING TEAM	2:01.782	6	2.779	0.658	135.212	18:11:46
18	77 Luke WARR		SPECIALIZED	2:01.783	15	2.780	0.001	135.210	18:24:09
19	95 Saetta MCQUEEN		TEAM MC MOTORTECNICA	2:01.856	6	2.853	0.073	135.129	18:18:13
20	10 Tyler LIDSEY		M.R.M.	2:01.862	13	2.859	0.006	135.123	18:33:08
21	18 Tom PIALLAT		GPA RACING	2:01.872	14	2.869	0.010	135.112	18:24:27
22	44 Veenesh SHUNKER		CARPEK SERVICE	2:02.576	14	3.573	0.704	134.336	18:14:04
23	55 Kevin LANDWEHR		ADAC TEAM WESER-EMS e.V	2:05.545	3	6.542	2.969	131.159	18:09:35

Timekeeper:

CLIO CUP

OPEN

FORMULA 1 MERCEDES-BENZ GROSSER PREIS VON DEUTSCHLAND 2019 - Hockenheim

Practice Session Lap Times

1 Jack YOUNG

NO	TIME	NO	TIME
1	18:07:46	5	1:59.848
2	2:04.195	6	1:59.003
3	2:20.703	7	1:59.212
4	1:59.182	8 P	2:41.995

3 James COLBURN

NO	TIME	NO	TIME
1	18:07:47	8	5:13.215
2	2:03.051	9	2:00.117
3	2:01.838	10	1:59.951
4	2:00.368	11	2:33.413
5	2:24.222	12	1:59.969
6	2:00.512	13 P	2:34.541
7 P	2:28.983		

4 James ROSS

NO	TIME	NO	TIME
1	18:07:49	8	2:02.073
2	2:04.138	9	2:00.937
3	2:01.545	10	2:00.203
4	2:01.176	11	2:00.828
5	2:05.475	12	2:00.472
6	2:01.381	13	2:00.764
7	2:00.962	14 P	2:07.611

5 Ben COLBURN

NO	TIME	NO	TIME
1	18:07:48	8	5:13.202
2	2:03.822	9	2:03.282
3	2:01.473	10	1:59.701
4	1:59.917	11	2:00.106
5	2:24.773	12	1:59.709
6	2:00.202	13 P	2:27.275
7 P	2:26.671		

8 Marius RAUER

NO	TIME	NO	TIME
1	18:07:26	8	2:00.682
2	2:03.251	9 P	2:11.160
3	2:01.578	10	4:17.750
4	2:00.884	11	2:00.760
5	2:01.623	12	2:00.694
6	2:00.953	13	2:00.433
7	2:01.099	14	2:00.468

9 Andreas STUCKI

NO	TIME	NO	TIME
1	18:07:17	8	2:00.086
2	2:01.388	9	1:59.860
3	2:00.145	10	1:59.920
4	1:59.711	11	2:16.001
5	1:59.518	12	2:00.299
6 P	2:10.794	13	2:02.459
7	3:32.202	14	2:00.306

10 Tyler LIDSEY

NO	TIME	NO	TIME
1	18:07:45	8	4:23.832
2	2:05.845	9	2:02.888
3	2:07.387	10	2:03.540
4	2:04.082	11	2:03.621
5	2:03.736	12	2:01.862
6	2:06.309	13	2:02.223
7 P	2:19.224		

11 Tomas PEKAR

NO	TIME	NO	TIME
1 P	18:07:57	8	2:00.246
2	2:34.167	9	2:00.341
3	2:00.845	10	2:00.498
4 P	2:13.742	11 P	2:05.434
5	4:02.451	12	3:05.763
6	2:00.772	13	2:02.216
7	2:01.285		

12 Brett LIDSEY

NO	TIME	NO	TIME
1	18:07:45	8 P	2:07.001
2 P	2:11.821	9	4:49.567
3	3:02.906	10	2:01.349
4	2:06.121	11	2:00.635
5	2:10.675	12	2:00.618
6	2:12.252	13	2:01.154
7	2:03.831		

14 Guillaume PLUBEL

NO	TIME	NO	TIME
1	18:07:35	8	2:01.021
2	2:04.381	9	2:00.822
3	2:02.806	10 P	2:11.417
4	2:01.969	11	3:01.431
5	2:02.103	12	2:01.216
6	2:01.629	13	2:01.591
7	2:00.846	14	2:03.524

17 Albert LEGUTKO

NO	TIME	NO	TIME
1	18:07:18	8	2:02.168
2	2:02.789	9 P	2:17.921
3	2:02.364	10	3:23.918
4	2:01.747	11	2:01.204
5	2:01.533	12	2:01.595
6	2:01.124	13	2:03.836
7	2:01.317	14	2:01.610

18 Tom PIALLAT

NO	TIME	NO	TIME
1	18:07:21	8	2:05.469
2	2:03.875	9	2:01.872
3	2:02.266	10	2:02.276
4	2:02.443	11	2:16.079
5 P	2:12.927	12	2:11.448
6	2:30.533	13	2:11.327
7	2:06.910	14	2:05.650

CLIO CUP

OPEN

FORMULA 1 MERCEDES-BENZ GROSSER PREIS VON DEUTSCHLAND 2019 - Hockenheim

Practice Session Lap Times

22 Samuel CHALIGNE

NO	TIME	NO	TIME
1	18:07:32	8	3:31.805
2	2:07.207	9	2:01.828
3	2:06.054	10	2:01.979
4	2:03.975	11	2:01.959
5	2:02.079	12	2:01.639
6	2:02.498	13	2:01.422
7 P	2:13.992	14	2:01.084

31 Karol URBANIAK

NO	TIME	NO	TIME
1	18:07:41	8	2:01.071
2	2:01.726	9 P	2:08.692
3	2:01.488	10	4:15.394
4	2:01.194	11	2:01.074
5 P	2:10.803	12	2:01.180
6	3:06.655	13	2:00.527
7	2:01.307		

33 Daniel NYFFELER

NO	TIME	NO	TIME

41 Aaron THOMPSON

NO	TIME	NO	TIME
1	18:07:49	8	2:01.937
2	2:05.116	9 P	2:28.320
3	2:22.551	10	3:46.540
4	2:02.734	11	2:16.796
5 P	2:27.898	12	2:00.656
6	3:24.638	13	2:14.370
7	2:09.510		

44 Veenesh SHUNKER

NO	TIME	NO	TIME
1	18:07:52	8	2:05.510
2	2:05.595	9	2:03.736
3	2:04.189	10	2:03.929
4	2:02.576	11	2:02.312
5	2:02.946	12	2:14.036
6 P	2:25.594	13	2:02.702
7	3:10.344	14	2:13.452

48 David POUGET

NO	TIME	NO	TIME
1	18:07:53	9	2:01.554
2	2:04.563	10	2:00.536
3	2:03.155	11	2:00.857
4	2:11.863	12	2:01.047
5	2:01.268	13	2:01.254
6	2:02.196	14	2:00.899
7	2:01.911	15	2:01.411
8	2:00.838		

55 Kevin LANDWEHR

NO	TIME	NO	TIME
1	18:07:29	3 P	2:13.026
2	2:05.545		

66 Szymon JABLONSKI

NO	TIME	NO	TIME
1	18:07:42	4	2:02.788
2	2:02.155	5	2:02.053
3	2:01.782	6 P	2:08.376

72 Kevin JIMENEZ

NO	TIME	NO	TIME
1	18:07:29	9	2:00.947
2	2:04.739	10	2:01.246
3	2:07.243	11	2:02.354
4	2:02.994	12	2:01.203
5	2:02.917	13	2:01.688
6	2:01.698	14	2:01.203
7	2:00.862	15	2:02.036
8	2:01.459		

77 Luke WARR

NO	TIME	NO	TIME
1	18:07:35	9	2:01.783
2	2:07.760	10	2:02.184
3	2:05.320	11	2:02.555
4	2:03.856	12	2:01.994
5	2:04.828	13	2:02.538
6	2:03.549	14	2:03.297
7	2:02.937	15	2:02.237
8	2:04.077		

95 Saetta MCQUEEN

NO	TIME	NO	TIME
1	18:07:49	4	2:04.347
2	2:11.047	5	2:03.027
3	2:04.366	6	2:01.856

99 AIF AHRENS

NO	TIME	NO	TIME
1	18:07:32	7 P	2:12.900
2	2:03.943	8	4:56.219
3	2:02.886	9	2:01.056
4	2:01.961	10	2:00.580
5	2:01.792	11	2:01.349
6	2:00.739	12 P	2:15.057

CLIO CUP

OPEN

FORMULA 1 MERCEDES-BENZ GROSSER PREIS VON DEUTSCHLAND 2019 - Hockenheim

Practice Session Best Sector Times

Sector 1		TIME	Sector 2		TIME	Sector 3		TIME
1	1 Jack YOUNG	25.978	9 Andreas STUCKI	55.609	1 Jack YOUNG	37.255		
2	9 Andreas STUCKI	26.240	1 Jack YOUNG	55.640	9 Andreas STUCKI	37.399		
3	3 James COLBURN	26.253	5 Ben COLBURN	55.788	5 Ben COLBURN	37.461		
4	5 Ben COLBURN	26.275	12 Brett LIDSEY	55.946	3 James COLBURN	37.478		
5	11 Tomas PEKAR	26.303	99 Alf AHRENS	56.042	41 Aaron THOMPSON	37.478		
6	72 Kevin JIMENEZ	26.374	4 James ROSS	56.048	4 James ROSS	37.537		
7	14 Guillaume PLUBEL	26.383	3 James COLBURN	56.111	11 Tomas PEKAR	37.576		
8	4 James ROSS	26.414	55 Kevin LANDWEHR	56.117	8 Marius RAUER	37.672		
9	8 Marius RAUER	26.417	72 Kevin JIMENEZ	56.124	48 David POUGET	37.681		
10	41 Aaron THOMPSON	26.531	8 Marius RAUER	56.155	31 Karol URBANIAK	37.684		
11	31 Karol URBANIAK	26.551	11 Tomas PEKAR	56.199	17 Albert LEGUTKO	37.778		
12	48 David POUGET	26.564	48 David POUGET	56.208	12 Brett LIDSEY	37.789		
13	12 Brett LIDSEY	26.597	22 Samuel CHALIGNE	56.270	72 Kevin JIMENEZ	37.795		
14	17 Albert LEGUTKO	26.621	31 Karol URBANIAK	56.292	99 Alf AHRENS	37.818		
15	99 Alf AHRENS	26.621	14 Guillaume PLUBEL	56.354	14 Guillaume PLUBEL	37.890		
16	10 Tyler LIDSEY	26.664	18 Tom PIALLAT	56.384	22 Samuel CHALIGNE	37.909		
17	66 Szymon JABLONSKI	26.783	41 Aaron THOMPSON	56.419	66 Szymon JABLONSKI	38.085		
18	77 Luke WARR	26.795	77 Luke WARR	56.446	77 Luke WARR	38.120		
19	18 Tom PIALLAT	26.833	17 Albert LEGUTKO	56.555	44 Veenesh SHUNKER	38.124		
20	22 Samuel CHALIGNE	26.841	44 Veenesh SHUNKER	56.569	95 Saetta MCQUEEN	38.285		
21	95 Saetta MCQUEEN	26.878	66 Szymon JABLONSKI	56.587	10 Tyler LIDSEY	38.309		
22	55 Kevin LANDWEHR	27.128	10 Tyler LIDSEY	56.625	18 Tom PIALLAT	38.452		
23	44 Veenesh SHUNKER	27.205	95 Saetta MCQUEEN	56.655	55 Kevin LANDWEHR	38.619		

CLIO CUP

OPEN

FORMULA 1 MERCEDES-BENZ GROSSER PREIS VON DEUTSCHLAND 2019 - Hockenheim

Practice Session Maximum Speeds

SPEED TRAP		KM/H	FINISH LINE		KM/H	INTERMEDIATE 1		KM/H	INTERMEDIATE 2		KM/H
1	55 K. LANDWEHR	209.3	55 K. LANDWEHR	164.3	9 A. STUCKI	131.2	1 J. YOUNG	156.9			
2	44 V. SHUNKER	209.0	1 J. YOUNG	162.7	44 V. SHUNKER	130.9	9 A. STUCKI	156.9			
3	95 S. MCQUEEN	209.0	4 J. ROSS	162.2	12 B. LIDSEY	130.7	12 B. LIDSEY	156.7			
4	22 S. CHALIGNE	208.7	9 A. STUCKI	162.1	22 S. CHALIGNE	130.6	55 K. LANDWEHR	156.5			
5	4 J. ROSS	207.5	14 G. PLUBEL	162.0	1 J. YOUNG	130.5	5 B. COLBURN	156.2			
6	9 A. STUCKI	207.2	5 B. COLBURN	161.8	11 T. PEKAR	130.3	4 J. ROSS	155.7			
7	1 J. YOUNG	207.2	99 A. AHRENS	161.8	55 K. LANDWEHR	130.2	99 A. AHRENS	155.6			
8	5 B. COLBURN	207.0	3 J. COLBURN	161.4	5 B. COLBURN	129.7	22 S. CHALIGNE	155.5			
9	14 G. PLUBEL	206.9	12 B. LIDSEY	161.3	18 T. PIALLAT	129.7	14 G. PLUBEL	155.3			
10	31 K. URBANIAK	206.8	95 S. MCQUEEN	161.1	48 D. POUGET	129.5	3 J. COLBURN	155.3			
11	72 K. JIMENEZ	206.6	48 D. POUGET	161.1	14 G. PLUBEL	129.5	10 T. LIDSEY	155.2			
12	3 J. COLBURN	205.9	22 S. CHALIGNE	161.1	72 K. JIMENEZ	129.2	8 M. RAUER	155.2			
13	10 T. LIDSEY	205.7	31 K. URBANIAK	161.0	95 S. MCQUEEN	129.0	95 S. MCQUEEN	155.1			
14	18 T. PIALLAT	205.3	44 V. SHUNKER	161.0	99 A. AHRENS	128.9	44 V. SHUNKER	154.9			
15	99 A. AHRENS	205.2	72 K. JIMENEZ	161.0	31 K. URBANIAK	128.7	18 T. PIALLAT	154.9			
16	48 D. POUGET	205.1	8 M. RAUER	160.8	41 A. THOMPSON	128.5	11 T. PEKAR	154.8			
17	66 S. JABLONSKI	204.8	66 S. JABLONSKI	160.7	4 J. ROSS	128.1	77 L. WARR	154.8			
18	8 M. RAUER	204.7	11 T. PEKAR	160.7	77 L. WARR	128.0	48 D. POUGET	154.7			
19	77 L. WARR	204.6	77 L. WARR	160.5	3 J. COLBURN	127.9	31 K. URBANIAK	154.7			
20	12 B. LIDSEY	204.4	41 A. THOMPSON	160.2	10 T. LIDSEY	127.7	41 A. THOMPSON	154.4			
21	17 A. LEGUTKO	203.0	17 A. LEGUTKO	160.2	17 A. LEGUTKO	127.7	72 K. JIMENEZ	154.4			
22	41 A. THOMPSON	202.9	10 T. LIDSEY	160.1	8 M. RAUER	127.1	17 A. LEGUTKO	154.3			
23	11 T. PEKAR	201.7	18 T. PIALLAT	159.8	66 S. JABLONSKI	126.1	66 S. JABLONSKI	154.2			

CLIO CUP

OPEN

FORMULA 1 MERCEDES-BENZ GROSSER PREIS VON DEUTSCHLAND 2019 - Hockenheim

Practice Session Sector Analysis

1 Jack YOUNG

LAP	SECTOR 1		SECTOR 2		SECTOR 3		TIME
	TIME	KM/H	TIME	KM/H	TIME	KM/H	
1		129.6	61.648	152.1	40.306	158.6	18:07:46
2	28.106	129.4	56.510	155.2	39.579	161.3	2:04.195
3	27.285	130.5	75.875	155.1	37.543	162.1	2:20.703
4	26.236	129.8	55.640	156.0	37.306	162.7	1:59.182
5	26.202	130.0	56.086	155.8	37.560	161.7	1:59.848
6	25.978	129.6	55.770	156.0	37.255	161.1	1:59.003
7	26.211	129.3	55.649	156.9	37.352	162.3	1:59.212
8 P	32.311	114.4	73.113	131.3	56.571		2:41.995

3 James COLBURN

LAP	SECTOR 1		SECTOR 2		SECTOR 3		TIME
	TIME	KM/H	TIME	KM/H	TIME	KM/H	
1		127.9	61.780	153.9	40.354	160.1	18:07:47
2	27.940	127.3	56.737	154.7	38.374	159.9	2:03.051
3	26.833	125.9	56.692	154.0	38.313	160.1	2:01.838
4	26.445	127.7	56.224	155.3	37.699	161.4	2:00.368
5	27.068	121.0	72.708	108.8	44.446	160.4	2:24.222
6	26.562	126.3	56.285	154.4	37.665	160.1	2:00.512
7 P	28.184	114.2	68.713	145.2	52.086		2:28.983
8		97.8	77.648	131.7	41.441	160.9	5:13.215
9	26.394	127.1	56.217	154.1	37.506	158.5	2:00.117
10	26.267	126.8	56.111	153.6	37.573	158.2	1:59.951
11	36.329	97.0	74.536	83.3	42.548	160.0	2:33.413
12	26.253	127.5	56.238	153.9	37.478	159.8	1:59.969
13 P	29.605	114.1	70.812	136.3	54.124		2:34.541

4 James ROSS

LAP	SECTOR 1		SECTOR 2		SECTOR 3		TIME
	TIME	KM/H	TIME	KM/H	TIME	KM/H	
1		126.5	60.420	154.7	39.726	161.2	18:07:49
2	28.935	124.6	57.007	155.4	38.196	161.9	2:04.138
3	26.933	128.1	56.675	155.7	37.937	162.2	2:01.545
4	27.183	127.3	56.104	154.9	37.889	162.1	2:01.176
5	26.712	127.1	56.048	155.3	42.715	161.5	2:05.475
6	26.988	127.3	56.447	155.0	37.946	157.3	2:01.381
7	26.624	126.3	56.166	154.3	38.172	161.9	2:00.962
8	26.676	126.5	57.588	155.5	37.809	161.6	2:02.073
9	26.737	126.6	56.537	154.4	37.663	160.9	2:00.937
10	26.595	127.1	56.071	155.7	37.537	161.9	2:00.203
11	26.414	127.2	56.699	154.6	37.715	161.7	2:00.828
12	26.460	127.5	56.239	154.8	37.773	161.2	2:00.472
13	26.571	127.0	56.420	155.1	37.773	161.1	2:00.764
14 P	26.586	126.0	56.767	153.1	44.258		2:07.611

5 Ben COLBURN

LAP	SECTOR 1		SECTOR 2		SECTOR 3		TIME
	TIME	KM/H	TIME	KM/H	TIME	KM/H	
1		128.0	61.606	153.2	40.038	159.3	18:07:48
2	27.994	128.5	56.744	155.3	39.084	160.1	2:03.822
3	27.289	129.2	56.226	155.3	37.958	160.7	2:01.473
4	26.275	129.5	56.000	154.8	37.642	161.8	1:59.917
5	27.064	125.4	72.664	110.2	45.045	161.3	2:24.773
6	26.439	128.7	56.008	155.0	37.755	161.1	2:00.202
7 P	27.943	119.9	65.783	130.9	52.945		2:26.671
8		107.2	76.047	102.3	43.361	160.0	5:13.202
9	29.237	127.4	56.437	155.0	37.608	161.0	2:03.282
10	26.410	128.8	55.788	155.7	37.503	160.5	1:59.701
11	26.732	129.3	55.913	155.7	37.461	160.3	2:00.106
12	26.371	129.7	55.858	156.2	37.480	160.2	1:59.709
13 P	30.089	119.0	65.512	136.3	51.674		2:27.275

CLIO CUP

OPEN

FORMULA 1 MERCEDES-BENZ GROSSER PREIS VON DEUTSCHLAND 2019 - Hockenheim

Practice Session Sector Analysis

8 Marius RAUER

LAP	SECTOR 1		SECTOR 2		SECTOR 3		TIME
	TIME	KM/H	TIME	KM/H	TIME	KM/H	
1		124.4	59.604	153.1	39.269	159.1	18:07:26
2	27.439	125.5	57.468	153.5	38.344	159.0	2:03.251
3	26.782	126.4	56.714	154.0	38.082	160.0	2:01.578
4	26.565	126.2	56.562	154.9	37.757	160.7	2:00.884
5	27.054	123.7	56.638	154.7	37.931	159.5	2:01.623
6	26.567	126.4	56.492	154.7	37.894	160.0	2:00.953
7	26.468	125.8	56.520	154.6	38.111	160.3	2:01.099
8	26.417	126.6	56.483	154.6	37.782	160.8	2:00.682
9 P	26.455	126.9	56.780	154.2	47.925		2:11.160
10		126.8	56.861	153.9	37.949	160.1	4:17.750
11	26.607	126.6	56.481	155.0	37.672	159.0	2:00.760
12	26.559	127.1	56.355	154.8	37.780	159.3	2:00.694
13	26.418	127.0	56.265	155.2	37.750	159.8	2:00.433
14	26.556	126.8	56.155	154.7	37.757	160.0	2:00.468
							INCOMPLETE

9 Andreas STUCKI

LAP	SECTOR 1		SECTOR 2		SECTOR 3		TIME
	TIME	KM/H	TIME	KM/H	TIME	KM/H	
1		124.3	58.601	152.5	39.776	157.8	18:07:17
2	27.142	128.6	56.461	155.4	37.785	161.1	2:01.388
3	26.705	130.6	55.753	155.5	37.687	161.0	2:00.145
4	26.341	130.8	55.971	155.6	37.399	160.2	1:59.711
5	26.240	130.0	55.686	156.3	37.592	160.8	1:59.518
6 P	26.625	130.0	58.024	150.6	46.145		2:10.794
7		129.1	57.899	153.3	38.093	161.0	3:32.202
8	26.631	130.7	56.019	155.8	37.436	160.8	2:00.086
9	26.616	131.2	55.780	156.8	37.464	162.1	1:59.860
10	26.540	130.0	55.609	155.8	37.771	161.3	1:59.920
11	26.445	130.7	68.071	117.5	41.485	160.8	2:16.001
12	26.516	130.5	55.952	156.9	37.831	160.3	2:00.299
13	27.718	127.7	57.033	155.2	37.708	160.7	2:02.459
14	26.603	131.1	55.869	156.2	37.834	158.8	2:00.306
							INCOMPLETE

10 Tyler LIDSEY

LAP	SECTOR 1		SECTOR 2		SECTOR 3		TIME
	TIME	KM/H	TIME	KM/H	TIME	KM/H	
1		124.7	63.143	151.8	40.796	158.5	18:07:45
2	27.757	124.7	57.580	153.3	40.508	159.8	2:05.845
3	28.920	123.9	58.892	153.0	39.575	156.9	2:07.387
4	27.415	127.7	57.517	154.0	39.150	157.5	2:04.082
5	27.562	123.7	57.461	153.7	38.713	158.1	2:03.736
6	29.078	122.6	57.609	155.2	39.622	140.1	2:06.309
7 P	29.130	123.4	59.634	155.0	50.460		2:19.224
8		125.4	57.897	151.3	38.414	160.1	4:23.832
9	27.014	124.6	57.252	153.1	38.622	156.9	2:02.888
10	27.079	124.2	57.303	153.5	39.158	155.7	2:03.540
11	27.134	123.9	57.354	148.9	39.133	159.0	2:03.621
12	26.664	127.5	56.625	154.6	38.573	158.2	2:01.862
13	26.754	126.1	57.160	154.9	38.309	152.5	2:02.223
							INCOMPLETE

11 Tomas PEKAR

LAP	SECTOR 1		SECTOR 2		SECTOR 3		TIME
	TIME	KM/H	TIME	KM/H	TIME	KM/H	
1 P		129.0	57.825	154.6	46.251		18:07:57
2	59.334	130.3	56.558	154.1	38.275	158.1	2:34.167
3	26.411	128.9	56.604	154.2	37.830	159.4	2:00.845
4 P	26.570	129.6	60.327	145.8	46.845		2:13.742
5		129.4	56.662	154.3	37.702	159.8	4:02.451
6	26.509	127.8	56.640	153.2	37.623	159.3	2:00.772
7	26.402	129.4	57.122	154.6	37.761	160.2	2:01.285
8	26.303	129.9	56.367	154.8	37.576	159.9	2:00.246
9	26.447	129.7	56.199	154.4	37.695	159.3	2:00.341
10	26.573	130.2	56.273	153.9	37.652	159.9	2:00.498
11 P	26.353	129.3	56.320	152.2	42.761		2:05.434
12	82.989	130.3	64.986	152.7	37.788	160.7	3:05.763
13	26.370	129.5	58.012	147.3	37.834	160.6	2:02.216
							INCOMPLETE

CLIO CUP

OPEN

FORMULA 1 MERCEDES-BENZ GROSSER PREIS VON DEUTSCHLAND 2019 - Hockenheim

Practice Session Sector Analysis

12 Brett LIDSEY

LAP	SECTOR 1		SECTOR 2		SECTOR 3		TIME
	TIME	KM/H	TIME	KM/H	TIME	KM/H	
1		114.0	62.999	150.0	40.790	158.6	18:07:45
2 P	27.695	128.6	57.232	153.3	46.894		2:11.821
3	85.626	129.9	57.915	154.3	39.365	156.9	3:02.906
4	28.280	129.1	57.972	146.7	39.869	150.2	2:06.121
5	29.645	125.0	58.225	137.9	42.805	146.2	2:10.675
6	34.060	128.5	59.449	151.5	38.743	159.2	2:12.252
7	28.564	129.3	57.254	156.2	38.013	161.3	2:03.831
8 P	27.007	130.5	56.783	154.7	43.211		2:07.001
9		129.5	56.380	155.6	38.319	159.6	4:49.567
10	27.122	130.4	56.170	155.7	38.057	159.5	2:01.349
11	26.900	129.3	55.946	154.8	37.789	160.4	2:00.635
12	26.597	129.8	56.164	156.7	37.857	160.5	2:00.618
13	26.727	130.7	56.459	155.6	37.968	160.8	2:01.154
							INCOMPLETE

17 Albert LEGUTKO

LAP	SECTOR 1		SECTOR 2		SECTOR 3		TIME
	TIME	KM/H	TIME	KM/H	TIME	KM/H	
1		126.0	59.303	149.2	39.328	158.8	18:07:18
2	27.259	126.1	57.093	152.5	38.437	157.7	2:02.789
3	26.879	126.3	57.013	150.4	38.472	159.6	2:02.364
4	26.621	127.1	57.020	152.3	38.106	159.1	2:01.747
5	26.692	126.1	56.943	152.6	37.898	160.2	2:01.533
6	26.624	126.7	56.722	153.4	37.778	159.2	2:01.124
7	26.791	127.7	56.617	153.7	37.909	158.2	2:01.317
8	27.015	126.6	57.182	153.3	37.971	156.7	2:02.168
9 P	28.222	111.6	61.117	125.7	48.582		2:17.921
10		127.6	56.762	153.9	38.012	158.6	3:23.918
11	26.686	127.5	56.555	154.3	37.963	157.2	2:01.204
12	26.951	126.3	56.720	152.4	37.924	157.7	2:01.595
13	28.797	126.3	56.889	153.5	38.150	156.7	2:03.836
14	26.788	126.4	56.874	150.1	37.948	158.3	2:01.610
							INCOMPLETE

14 Guillaume PLUBEL

LAP	SECTOR 1		SECTOR 2		SECTOR 3		TIME
	TIME	KM/H	TIME	KM/H	TIME	KM/H	
1		126.5	68.757	149.3	41.722	157.3	18:07:35
2	28.412	125.1	56.969	155.1	39.000	160.5	2:04.381
3	27.529	121.9	56.576	154.2	38.701	161.2	2:02.806
4	26.700	127.9	56.798	149.8	38.471	162.0	2:01.969
5	27.330	126.9	56.410	154.7	38.363	160.0	2:02.103
6	26.841	127.5	56.593	153.6	38.195	159.9	2:01.629
7	26.497	128.0	56.380	155.3	37.969	159.4	2:00.846
8	26.473	127.3	56.639	154.3	37.909	160.5	2:01.021
9	26.569	127.0	56.354	153.8	37.899	161.2	2:00.822
10 P	26.383	128.6	56.831	149.6	48.203		2:11.417
11	86.714	129.5	56.359	154.7	38.358	159.2	3:01.431
12	26.768	128.9	56.558	153.9	37.890	160.0	2:01.216
13	26.803	128.5	56.653	154.4	38.135	159.9	2:01.591
14	26.695	126.9	56.782	153.7	40.047	122.8	2:03.524
							INCOMPLETE

18 Tom PIALLAT

LAP	SECTOR 1		SECTOR 2		SECTOR 3		TIME
	TIME	KM/H	TIME	KM/H	TIME	KM/H	
1		125.6	60.766	147.0	39.656	159.4	18:07:21
2	27.462	128.0	57.437	143.0	38.976	159.0	2:03.875
3	26.998	127.4	56.696	153.1	38.572	158.4	2:02.266
4	26.853	125.5	56.944	153.1	38.646	159.5	2:02.443
5 P	26.833	127.3	57.086	151.0	49.008		2:12.927
6	55.442	127.6	56.523	153.7	38.568	159.4	2:30.533
7	26.859	127.5	61.426	153.1	38.625	159.0	2:06.910
8	26.887	129.2	59.418	151.2	39.164	159.2	2:05.469
9	26.963	129.7	56.384	153.8	38.525	159.6	2:01.872
10	26.945	128.2	56.879	154.9	38.452	156.8	2:02.276
11	26.844	129.4	66.124	122.5	43.111	158.6	2:16.079
12	26.919	128.1	58.101	149.1	46.428	118.5	2:11.448
13	30.944	127.2	58.367	149.6	42.016	154.3	2:11.327
14	27.161	128.3	57.155	154.7	41.334	159.8	2:05.650
							INCOMPLETE

FORMULA 1 MERCEDES-BENZ GROSSER PREIS VON DEUTSCHLAND 2019 - Hockenheim

Practice Session Sector Analysis

22 Samuel CHALIGNE

LAP	SECTOR 1		SECTOR 2		SECTOR 3		TIME
	TIME	KM/H	TIME	KM/H	TIME	KM/H	
1		115.2	66.245	149.2	42.726	153.1	18:07:32
2	29.642	125.1	57.826	150.9	39.739	157.3	2:07.207
3	28.902	125.5	57.392	152.7	39.760	161.0	2:06.054
4	27.932	125.6	57.414	153.9	38.629	161.1	2:03.975
5	27.194	127.8	56.528	155.5	38.357	160.7	2:02.079
6	27.019	128.1	57.153	154.4	38.326	158.5	2:02.498
7 P	27.480	127.4	57.083	153.6	49.429		2:13.992
8		106.5	66.699	152.1	38.806	160.4	3:31.805
9	27.114	127.0	56.565	155.3	38.149	159.3	2:01.828
10	27.127	129.7	56.581	154.3	38.271	160.5	2:01.979
11	26.841	129.9	56.935	153.0	38.183	157.9	2:01.959
12	26.886	128.8	56.563	154.1	38.190	158.7	2:01.639
13	26.928	128.9	56.476	154.5	38.018	159.5	2:01.422
14	26.905	130.6	56.270	154.2	37.909	160.7	2:01.084

INCOMPLETE

31 Karol URBANIAK

LAP	SECTOR 1		SECTOR 2		SECTOR 3		TIME
	TIME	KM/H	TIME	KM/H	TIME	KM/H	
1		107.1	62.981	147.8	38.815	160.0	18:07:41
2	26.653	127.7	56.797	153.8	38.276	160.0	2:01.726
3	26.664	126.3	56.450	154.0	38.374	161.0	2:01.488
4	26.565	126.4	56.493	153.8	38.136	160.3	2:01.194
5 P	26.968	127.5	56.954	146.4	46.881		2:10.803
6	91.449	127.7	56.859	153.6	38.347	159.4	3:06.655
7	26.827	128.2	56.433	153.6	38.047	158.9	2:01.307
8	26.559	127.4	56.421	154.1	38.091	159.5	2:01.071
9 P	26.633	128.3	56.643	153.2	45.416		2:08.692
10		127.4	57.675	153.5	38.249	158.3	4:15.394
11	26.775	128.1	56.387	154.3	37.912	158.2	2:01.074
12	26.728	126.0	56.527	154.7	37.925	159.1	2:01.180
13	26.551	128.7	56.292	154.6	37.684	159.4	2:00.527

INCOMPLETE

33 Daniel NYFFELER

LAP	SECTOR 1		SECTOR 2		SECTOR 3		TIME
	TIME	KM/H	TIME	KM/H	TIME	KM/H	

41 Aaron THOMPSON

LAP	SECTOR 1		SECTOR 2		SECTOR 3		TIME
	TIME	KM/H	TIME	KM/H	TIME	KM/H	
1		128.5	66.092	152.9	40.580	157.2	18:07:49
2	29.244	126.5	57.538	153.9	38.334	160.2	2:05.116
3	26.911	126.7	57.132	148.3	39.508	158.1	2:22.551
4	27.251	128.4	57.262	153.3	38.221	158.7	2:02.734
5 P	35.361	112.7	57.614	152.9	54.923		2:27.898
6		127.2	56.740	152.4	38.503	158.6	3:24.638
7	27.334	128.0	64.264	151.6	37.912	159.6	2:09.510
8	26.973	128.0	56.967	152.1	37.997	158.4	2:01.937
9 P	36.359	113.1	59.990	154.1	51.971		2:28.320
10		118.9	67.617	126.5	39.828	157.7	3:46.540
11	29.769	120.1	69.235	150.3	37.792	158.3	2:16.796
12	26.759	127.9	56.419	154.4	37.478	158.3	2:00.656
13	26.531	127.5	60.050	120.2	47.789	139.2	2:14.370

INCOMPLETE

FORMULA 1 MERCEDES-BENZ GROSSER PREIS VON DEUTSCHLAND 2019 - Hockenheim

Practice Session Sector Analysis

44 Veenesh SHUNKER

LAP	SECTOR 1		SECTOR 2		SECTOR 3		TIME
	TIME	KM/H	TIME	KM/H	TIME	KM/H	
1		128.1	57.819	152.5	39.351	158.5	18:07:52
2	27.993	129.7	58.565	151.7	39.037	159.0	2:05.595
3	27.641	129.7	57.785	154.6	38.763	161.0	2:04.189
4	27.401	127.1	57.051	153.3	38.124	160.9	2:02.576
5	27.554	129.5	57.185	154.2	38.207	160.6	2:02.946
6 P	27.856	129.6	67.398	148.1	50.340		2:25.594
7	94.161	128.8	57.512	153.0	38.671	159.0	3:10.344
8	28.248	129.5	58.795	153.3	38.467	158.9	2:05.510
9	27.819	130.0	57.331	152.8	38.586	159.5	2:03.736
10	27.819	130.4	57.300	154.4	38.810	160.9	2:03.929
11	27.205	129.1	56.569	154.1	38.538	159.8	2:02.312
12	36.132	107.3	59.160	153.9	38.744	159.0	2:14.036
13	27.314	130.4	56.971	153.8	38.417	159.3	2:02.702
14	27.560	130.9	57.382	154.9	48.510	158.6	2:13.452
INCOMPLETE							

48 David POUGET

LAP	SECTOR 1		SECTOR 2		SECTOR 3		TIME
	TIME	KM/H	TIME	KM/H	TIME	KM/H	
1		126.2	58.012	152.5	39.203	158.8	18:07:53
2	27.409	128.6	58.063	152.4	39.091	159.8	2:04.563
3	27.398	128.6	57.264	153.6	38.493	159.8	2:03.155
4	27.304	128.1	64.692	139.3	39.867	161.1	2:11.863
5	26.744	127.8	56.259	154.3	38.265	160.3	2:01.268
6	26.652	128.4	57.219	152.6	38.325	160.1	2:02.196
7	26.804	128.2	57.022	152.9	38.085	160.4	2:01.911
8	26.730	128.6	56.427	154.1	37.681	160.9	2:00.838
9	26.995	129.0	56.710	150.8	37.849	161.0	2:01.554
10	26.564	129.5	56.208	154.5	37.764	160.1	2:00.536
11	26.580	128.9	56.536	154.7	37.741	159.3	2:00.857
12	26.688	127.9	56.501	154.3	37.858	158.7	2:01.047
13	26.720	128.3	56.608	154.7	37.926	159.5	2:01.254
14	26.626	128.2	56.422	153.9	37.851	159.6	2:00.899
15	26.621	129.3	56.699	153.8	38.091	159.7	2:01.411
INCOMPLETE							

55 Kevin LANDWEHR

LAP	SECTOR 1		SECTOR 2		SECTOR 3		TIME
	TIME	KM/H	TIME	KM/H	TIME	KM/H	
1		128.9	59.458	156.5	38.619	164.3	18:07:29
2	27.128	129.9	56.207	156.1	42.210	92.7	2:05.545
3 P	29.875	130.2	56.117	147.5	47.034		2:13.026

66 Szymon JABLONSKI

LAP	SECTOR 1		SECTOR 2		SECTOR 3		TIME
	TIME	KM/H	TIME	KM/H	TIME	KM/H	
1		99.4	63.094	149.3	39.168	160.5	18:07:42
2	26.899	125.6	56.868	154.2	38.388	159.5	2:02.155
3	26.979	125.3	56.587	153.7	38.216	160.7	2:01.782
4	27.250	125.7	57.267	153.4	38.271	157.5	2:02.788
5	27.181	125.2	56.787	153.5	38.085	159.7	2:02.053
6 P	26.783	126.1	57.217	153.9	44.376		2:08.376

CLIO CUP

OPEN

FORMULA 1 MERCEDES-BENZ GROSSER PREIS VON DEUTSCHLAND 2019 - Hockenheim

Practice Session Sector Analysis

72 Kevin JIMENEZ

LAP	SECTOR 1		SECTOR 2		SECTOR 3		TIME
	TIME	KM/H	TIME	KM/H	TIME	KM/H	
1		122.6	63.437	149.1	39.394	158.7	18:07:29
2	28.381	125.2	57.443	151.9	38.915	158.6	2:04.739
3	27.874	128.3	57.347	152.9	42.022	158.9	2:07.243
4	27.494	128.4	56.915	152.7	38.585	159.9	2:02.994
5	27.812	128.2	56.954	153.4	38.151	160.2	2:02.917
6	26.874	126.9	56.668	151.1	38.156	160.9	2:01.698
7	26.606	127.4	56.289	154.3	37.967	160.7	2:00.862
8	26.720	127.9	56.508	154.0	38.231	159.9	2:01.459
9	26.623	128.0	56.124	154.3	38.200	161.0	2:00.947
10	26.374	129.2	56.607	154.4	38.265	160.1	2:01.246
11	27.178	128.7	57.016	152.1	38.160	160.3	2:02.354
12	26.801	129.0	56.607	153.1	37.795	158.7	2:01.203
13	27.123	129.1	56.618	152.4	37.947	158.9	2:01.688
14	26.606	127.2	56.568	152.7	38.029	160.1	2:01.203
15	26.767	127.1	56.999	153.3	38.270	159.6	2:02.036
INCOMPLETE							

77 Luke WARR

LAP	SECTOR 1		SECTOR 2		SECTOR 3		TIME
	TIME	KM/H	TIME	KM/H	TIME	KM/H	
1		124.9	64.002	150.0	41.682	153.8	18:07:35
2	29.200	124.8	58.290	151.9	40.270	156.3	2:07.760
3	28.647	124.5	57.289	154.1	39.384	159.2	2:05.320
4	27.417	126.8	57.379	154.4	39.060	159.1	2:03.856
5	28.696	119.2	57.205	153.5	38.927	158.9	2:04.828
6	27.640	124.1	56.882	154.0	39.027	159.4	2:03.549
7	27.604	125.7	56.738	154.3	38.595	159.7	2:02.937
8	27.260	124.7	58.697	154.1	38.120	160.5	2:04.077
9	27.006	125.0	56.446	152.3	38.331	160.4	2:01.783
10	27.083	127.4	56.613	152.5	38.488	160.0	2:02.184
11	26.893	127.2	57.152	154.1	38.510	158.1	2:02.555
12	26.875	126.6	56.862	154.7	38.257	158.4	2:01.994
13	27.276	126.6	57.035	154.3	38.227	158.6	2:02.538
14	27.109	126.8	57.672	154.8	38.516	160.0	2:03.297
15	26.795	128.0	56.800	153.3	38.642	159.0	2:02.237
INCOMPLETE							

95 Saetta MCQUEEN

LAP	SECTOR 1		SECTOR 2		SECTOR 3		TIME
	TIME	KM/H	TIME	KM/H	TIME	KM/H	
1		108.5	62.630	131.8	46.364	156.0	18:07:49
2	28.938	122.1	60.086	147.8	42.023	157.2	2:11.047
3	27.727	126.7	57.556	152.7	39.083	159.0	2:04.366
4	27.239	126.5	57.950	151.4	39.158	160.2	2:04.347
5	26.990	129.0	56.953	153.9	39.084	160.8	2:03.027
6	26.916	128.7	56.655	155.1	38.285	161.1	2:01.856
26.878 128.5 INCOMPLETE							

99 Aif AHRENS
























LAP	SECTOR 1		SECTOR 2		SECTOR 3		TIME
	TIME	KM/H	TIME	KM/H	TIME	KM/H	
1		119.8	61.475	151.4	39.841	159.2	18:07:32
2	28.071	125.2	56.906	153.8	38.966	159.2	2:03.943
3	27.045	128.2	56.596	153.8	39.245	160.6	2:02.886
4	26.983	126.7	56.741	152.7	38.237	160.8	2:01.961
5	27.302	126.3	56.467	154.3	38.023	161.2	2:01.792
6	26.754	127.1	56.167	155.1	37.818	160.5	2:00.739
7 P	26.768	126.9	56.081	155.4	50.051		2:12.900
8		118.5	69.240	152.1	37.939	161.8	4:56.219
9	27.068	128.3	56.119	155.6	37.869	160.9	2:01.056
10	26.621	128.9	56.042	153.9	37.917	161.2	2:00.580
11	26.974	128.4	56.274	154.8	38.101	159.6	2:01.349
12 P	26.741	128.0	56.679	155.0	51.637		2:15.057

CLIO CUP

OPEN

FORMULA 1 MERCEDES-BENZ GROSSER PREIS VON DEUTSCHLAND 2019 - Hockenheim

Qualifying Session Provisional Classification

NO	DRIVER	NAT	TEAM	1ST TIME	TIME OF DAY	2ND TIME	TIME OF DAY	LAPS
1	1 Jack YOUNG		EDDIE STOBART RACING	1:57.460	11:18:33	1 1:57.715	11:00:05	12
2	4 James ROSS		BOB ROSS RACING	1:58.127	11:10:32	2 1:58.376	11:19:11	13
3	5 Ben COLBURN		WEST BOURNE MOTORSPORT	1:58.273	11:17:01	6 1:58.751	11:20:59	13
4	9 Andreas STUCKI		ECURIE BASILISK	1:58.349	10:58:50	4 1:58.455	10:56:51	12
5	11 Tomas PEKAR		CARPEK SERVICE	1:58.397	11:20:14	3 1:58.402	11:00:23	11
6	48 David POUGET		GPA RACING	1:58.550	10:58:36	7 1:58.818	11:00:35	13
7	12 Brett LIDSEY		M.R.M.	1:58.633	11:19:41	5 1:58.635	11:21:40	14
8	31 Karol URBANIAK		BM RACING TEAM	1:58.692	11:01:36	8 1:58.862	11:17:03	13
9	14 Guillaume PLUBEL		GPA RACING	1:58.700	11:20:56	11 1:59.029	11:16:56	13
10	72 Kevin JIMENEZ		GPA RACING	1:58.729	11:18:55	9 1:58.882	11:20:54	13
11	41 Aaron THOMPSON		WEST BOURNE MOTORSPORT	1:58.733	11:17:02	12 1:59.072	11:19:01	12
12	17 Albert LEGUTKO		ADAC BERLIN-BRANDENBURG e.V.	1:58.783	11:21:26	15 1:59.229	11:00:17	12
13	55 Kevin LANDWEHR		ADAC TEAM WESER-EMS e.V	1:58.946	10:58:43	10 1:59.013	11:02:41	13
14	8 Marius RAUER		TEAM BLEEKEMOLEN	1:58.958	11:19:12	13 1:59.108	11:02:53	14
15	3 James COLBURN		WEST BOURNE MOTORSPORT	1:59.054	11:01:35	14 1:59.121	10:59:36	11
16	99 Aif AHRENS		AHRENS RACING TEAM	1:59.181	11:00:48	18 1:59.640	11:02:48	13
17	66 Szymon JABLONSKI		BM RACING TEAM	1:59.260	10:59:38	17 1:59.482	11:01:37	13
18	18 Tom PIALLAT		GPA RACING	1:59.271	10:58:44	16 1:59.296	11:11:23	14
19	22 Samuel CHALIGNE		SC SPORT	1:59.632	11:21:47	19 1:59.651	11:19:47	13
20	44 Veenesh SHUNKER		CARPEK SERVICE	1:59.654	11:11:39	20 1:59.717	11:00:25	12
21	33 Daniel NYFFELER		EQUIPE BERNOISE	2:00.160	11:18:39	21 2:00.390	11:11:14	12
22	10 Tyler LIDSEY		M.R.M.	2:00.918	11:03:16	22 2:01.268	11:09:32	14
23	77 Luke WARR		SPECIALIZED	2:00.951	11:21:20	23 2:01.674	11:17:17	15
24	95 Saetta MCQUEEN		TEAM MC MOTORTECNICA	2:01.782	11:01:43	24 2:02.234	11:03:45	12

Timekeeper:

CLIO CUP

OPEN

FORMULA 1 MERCEDES-BENZ GROSSER PREIS VON DEUTSCHLAND 2019 - Hockenheim

Qualifying Session Final Classification

NO	DRIVER	NAT	TEAM	1ST TIME	TIME OF DAY	2ND TIME	TIME OF DAY	LAPS
1	1 Jack YOUNG		EDDIE STOBART RACING	1:57.460	11:18:33	1 1:57.715	11:00:05	12
2	4 James ROSS		BOB ROSS RACING	1:58.127	11:10:32	2 1:58.376	11:19:11	13
3	5 Ben COLBURN		WEST BOURNE MOTORSPORT	1:58.273	11:17:01	6 1:58.751	11:20:59	13
4	9 Andreas STUCKI		ECURIE BASILISK	1:58.349	10:58:50	4 1:58.455	10:56:51	12
5	11 Tomas PEKAR		CARPEK SERVICE	1:58.397	11:20:14	3 1:58.402	11:00:23	11
6	48 David POUGET		GPA RACING	1:58.550	10:58:36	7 1:58.818	11:00:35	13
7	12 Brett LIDSEY		M.R.M.	1:58.633	11:19:41	5 1:58.635	11:21:40	14
8	31 Karol URBANIAK		BM RACING TEAM	1:58.692	11:01:36	8 1:58.862	11:17:03	13
9	14 Guillaume PLUBEL		GPA RACING	1:58.700	11:20:56	11 1:59.029	11:16:56	13
10	72 Kevin JIMENEZ		GPA RACING	1:58.729	11:18:55	9 1:58.882	11:20:54	13
11	41 Aaron THOMPSON		WEST BOURNE MOTORSPORT	1:58.733	11:17:02	12 1:59.072	11:19:01	12
12	17 Albert LEGUTKO		ADAC BERLIN-BRANDENBURG e.V.	1:58.783	11:21:26	15 1:59.229	11:00:17	12
13	55 Kevin LANDWEHR		ADAC TEAM WESER-EMS e.V	1:58.946	10:58:43	10 1:59.013	11:02:41	13
14	8 Marius RAUER		TEAM BLEEKEMOLEN	1:58.958	11:19:12	13 1:59.108	11:02:53	14
15	3 James COLBURN		WEST BOURNE MOTORSPORT	1:59.054	11:01:35	14 1:59.121	10:59:36	11
16	99 Alf AHRENS		AHRENS RACING TEAM	1:59.181	11:00:48	18 1:59.640	11:02:48	13
17	66 Szymon JABLONSKI		BM RACING TEAM	1:59.260	10:59:38	17 1:59.482	11:01:37	13
18	18 Tom PIALLAT		GPA RACING	1:59.271	10:58:44	16 1:59.296	11:11:23	14
19	22 Samuel CHALIGNE		SC SPORT	1:59.632	11:21:47	19 1:59.651	11:19:47	13
20	44 Veenesh SHUNKER		CARPEK SERVICE	1:59.654	11:11:39	20 1:59.717	11:00:25	12
21	33 Daniel NYFFELER		EQUIPE BERNOISE	2:00.160	11:18:39	21 2:00.390	11:11:14	12
22	77 Luke WARR		SPECIALIZED	2:00.951	11:21:20	22 2:01.674	11:17:17	15
23	95 Saetta MCQUEEN		TEAM MC MOTORTECNICA	2:01.782	11:01:43	23 2:02.234	11:03:45	12
24	10 Tyler LIDSEY		M.R.M.	2:07.557	10:55:11	24 2:10.400	11:16:26	14

Timekeeper:

CLIO CUP

OPEN

FORMULA 1 MERCEDES-BENZ GROSSER PREIS VON DEUTSCHLAND 2019 - Hockenheim

Qualifying Session Lap Times

1 Jack YOUNG

NO	TIME	NO	TIME
1	10:54:00	7 P	2:29.386
2	2:09.195	8	5:05.230
3	1:58.359	9	2:41.616
4	1:57.715	10	2:18.277
5	1:57.959	11	1:57.460
6	1:58.023	12 P	2:09.495

3 James COLBURN

NO	TIME	NO	TIME
1	10:53:24	7	6:07.796
2	2:11.781	8	2:09.156
3	2:01.075	9	2:51.952
4	1:59.121	10	1:59.386
5	1:59.054	11 P	2:24.783
6 P	2:17.217		

4 James ROSS

NO	TIME	NO	TIME
1	10:53:34	8	1:58.127
2	2:15.227	9	2:15.952
3	2:01.046	10	2:26.044
4	1:58.624	11	1:58.891
5	1:58.399	12	1:58.376
6 P	2:06.607	13	1:58.746
7	4:39.460		

5 Ben COLBURN

NO	TIME	NO	TIME
1	10:53:25	8	4:11.644
2	2:11.905	9	2:08.958
3	1:59.341	10	2:52.973
4	1:59.207	11	1:58.273
5	1:59.035	12	1:58.801
6	1:58.901	13	1:58.751
7 P	2:15.966		

8 Marius RAUER

NO	TIME	NO	TIME
1	10:52:50	8	4:02.021
2	2:03.763	9	2:00.602
3	2:00.398	10	2:02.566
4	1:59.882	11	2:08.666
5	1:59.623	12	1:59.338
6	1:59.108	13	1:58.958
7 P	2:06.985	14	4:59.332

9 Andreas STUCKI

NO	TIME	NO	TIME
1	10:52:52	7	1:58.777
2	2:00.801	8	1:58.506
3	1:58.455	9	2:48.744
4	1:58.349	10	2:25.178
5 P	2:15.279	11	1:58.701
6	6:21.654	12	1:58.810

10 Tyler LIDSEY

NO	TIME	NO	TIME
1	10:53:04	8	2:12.943
2	2:07.557	9	2:01.268
3	2:01.431	10	2:00.476
4	2:01.363	11	2:43.220
5	2:01.268	12	2:10.400
6	2:00.918	13	2:00.390
7	2:01.302	14	2:00.219

11 Tomas PEKAR

NO	TIME	NO	TIME
1	10:54:14	7	1:58.533
2	2:10.943	8 P	2:43.717
3	1:59.258	9	3:21.099
4	1:58.402	10	1:58.521
5 P	2:23.635	11	1:58.397
6	5:27.206		

12 Brett LIDSEY

NO	TIME	NO	TIME
1	10:53:03	8	4:59.103
2	2:07.755	9 P	2:10.464
3	2:00.355	10	4:15.770
4	1:59.087	11	2:11.324
5	1:58.982	12	1:59.023
6	1:59.077	13	1:58.633
7	1:58.943	14	1:58.635

14 Guillaume PLUBEL

NO	TIME	NO	TIME
1	10:52:34	8 P	2:11.940
2	2:02.139	9	5:10.139
3	1:59.794	10	2:59.451
4	2:01.177	11	1:59.029
5	1:59.682	12	2:00.873
6	4:59.325	13	1:58.700
7	1:59.464		

17 Albert LEGUTKO

NO	TIME	NO	TIME
1	10:52:17	7	5:03.551
2	2:01.891	8	1:59.766
3	1:59.595	9 P	5:25.833
4	1:59.242	10	2:24.807
5	1:59.229	11	1:59.230
6 P	2:16.482	12	1:58.783

18 Tom PIALLAT

NO	TIME	NO	TIME
1	10:52:38	8	1:59.918
2	2:04.788	9	2:18.574
3	2:01.977	10	1:59.296
4	1:59.271	11	2:47.564
5	2:22.251	12	2:13.522
6	1:59.336	13	1:59.833
7	1:59.479	14	2:23.668

CLIO CUP

OPEN

FORMULA 1 MERCEDES-BENZ GROSSER PREIS VON DEUTSCHLAND 2019 - Hockenheim

Qualifying Session Lap Times

22 Samuel CHALIGNE

NO	TIME	NO	TIME
1	10:52:31	8	5:58.681
2	2:13.398	9	2:22.625
3	2:06.180	10	2:14.143
4	2:00.627	11	1:59.761
5	2:00.044	12	1:59.651
6	2:00.102	13	1:59.632
7 P	2:21.252		

31 Karol URBANIAK

NO	TIME	NO	TIME
1	10:53:26	8	4:20.468
2	2:11.963	9	2:08.863
3	1:59.796	10	2:53.255
4	1:59.490	11	1:58.862
5	1:58.692	12	1:58.737
6	1:59.310	13	2:00.777
7 P	2:06.645		

33 Daniel NYFFELER

NO	TIME	NO	TIME
1	10:52:53	7	2:01.915
2	2:02.961	8	2:00.390
3	2:01.608	9 P	2:23.068
4	2:01.258	10	3:02.104
5 P	2:08.283	11	2:00.160
6	6:04.306	12	2:00.627

41 Aaron THOMPSON

NO	TIME	NO	TIME
1	10:53:12	7	6:28.086
2	2:06.571	8	2:08.712
3	2:00.288	9	2:53.138
4	1:59.993	10	1:58.733
5	2:00.224	11	1:59.072
6 P	2:14.692	12	2:00.553

44 Veenesh SHUNKER

NO	TIME	NO	TIME
1	10:54:14	7	2:03.125
2	2:11.228	8	1:59.654
3	1:59.934	9	2:39.207
4	1:59.717	10	2:12.699
5 P	2:13.891	11	2:00.569
6	4:56.730	12	2:00.703

48 David POUGET

NO	TIME	NO	TIME
1	10:52:33	8 P	2:13.063
2	2:01.640	9	5:11.325
3	2:02.348	10	2:59.358
4	1:58.550	11	1:59.327
5	1:58.818	12	1:58.857
6	1:58.951	13	1:58.839
7	1:58.859		

55 Kevin LANDWEHR

NO	TIME	NO	TIME
1	10:52:45	8	4:20.790
2	1:59.979	9	1:59.602
3	1:59.485	10 P	2:27.538
4	1:58.946	11	3:44.283
5	1:59.034	12	1:59.316
6	1:59.013	13	1:59.440
7 P	2:05.950		

66 Szymon JABLONSKI

NO	TIME	NO	TIME
1	10:53:26	8 P	2:06.593
2	2:12.269	9	3:46.306
3	2:00.182	10	2:45.314
4	1:59.260	11	2:12.050
5	1:59.482	12	2:01.219
6	1:58.888	13	1:59.544
7	1:59.482		

72 Kevin JIMENEZ

NO	TIME	NO	TIME
1	10:52:35	8 P	2:16.408
2	2:01.262	9	5:08.373
3	1:59.611	10	2:59.201
4	1:59.777	11	1:59.112
5	1:59.762	12	1:58.729
6	1:59.484	13	1:58.882
7	1:59.097		

77 Luke WARR

NO	TIME	NO	TIME
1	10:52:32	9	2:03.637
2	2:09.028	10	2:02.369
3	2:04.997	11	2:02.598
4	2:02.092	12	2:08.515
5	2:02.755	13	2:01.674
6	2:02.455	14	2:02.697
7	2:02.904	15	2:00.951
8	2:02.086		

95 Saetta MCQUEEN

NO	TIME	NO	TIME
1	10:52:58	7 P	2:17.305
2	2:30.251	8	5:37.978
3	2:06.835	9	2:37.865
4	2:06.189	10	2:23.009
5	2:01.782	11	2:03.355
6	2:02.234	12	2:02.318

99 AIF AHRENS

NO	TIME	NO	TIME
1	10:52:47	8	4:50.948
2	2:01.714	9	2:12.246
3	2:01.031	10	2:40.352
4	1:59.889	11	2:00.632
5	1:59.181	12	2:00.462
6	1:59.640	13	2:06.025
7 P	2:35.412		

CLIO CUP

OPEN

FORMULA 1 MERCEDES-BENZ GROSSER PREIS VON DEUTSCHLAND 2019 - Hockenheim

Qualifying Session Best Sector Times

Sector 1		TIME	Sector 2		TIME	Sector 3		TIME
1	1 Jack YOUNG	25.627	1 Jack YOUNG	55.162	1 Jack YOUNG	36.574		
2	4 James ROSS	25.878	9 Andreas STUCKI	55.196	4 James ROSS	36.705		
3	11 Tomas PEKAR	25.911	72 Kevin JIMENEZ	55.257	11 Tomas PEKAR	36.863		
4	12 Brett LIDSEY	25.913	5 Ben COLBURN	55.305	9 Andreas STUCKI	36.914		
5	31 Karol URBANIAK	25.960	4 James ROSS	55.352	5 Ben COLBURN	36.925		
6	17 Albert LEGUTKO	25.988	31 Karol URBANIAK	55.384	14 Guillaume PLUBEL	36.943		
7	48 David POUGET	25.997	44 Veenesh SHUNKER	55.418	72 Kevin JIMENEZ	36.967		
8	3 James COLBURN	26.004	48 David POUGET	55.441	48 David POUGET	36.973		
9	14 Guillaume PLUBEL	26.041	55 Kevin LANDWEHR	55.449	17 Albert LEGUTKO	36.976		
10	5 Ben COLBURN	26.043	41 Aaron THOMPSON	55.460	41 Aaron THOMPSON	37.056		
11	18 Tom PIALLAT	26.048	12 Brett LIDSEY	55.481	12 Brett LIDSEY	37.062		
12	72 Kevin JIMENEZ	26.061	11 Tomas PEKAR	55.514	3 James COLBURN	37.113		
13	9 Andreas STUCKI	26.067	99 Alf AHRENS	55.531	55 Kevin LANDWEHR	37.124		
14	8 Marius RAUER	26.091	14 Guillaume PLUBEL	55.572	66 Szymon JABLONSKI	37.174		
15	66 Szymon JABLONSKI	26.110	66 Szymon JABLONSKI	55.604	31 Karol URBANIAK	37.179		
16	10 Tyler LIDSEY	26.132	8 Marius RAUER	55.611	8 Marius RAUER	37.191		
17	55 Kevin LANDWEHR	26.132	17 Albert LEGUTKO	55.672	99 Alf AHRENS	37.270		
18	22 Samuel CHALIGNE	26.171	18 Tom PIALLAT	55.673	18 Tom PIALLAT	37.353		
19	41 Aaron THOMPSON	26.217	3 James COLBURN	55.823	33 Daniel NYFFELER	37.359		
20	44 Veenesh SHUNKER	26.352	22 Samuel CHALIGNE	55.858	44 Veenesh SHUNKER	37.374		
21	99 Alf AHRENS	26.354	33 Daniel NYFFELER	56.057	22 Samuel CHALIGNE	37.377		
22	33 Daniel NYFFELER	26.586	10 Tyler LIDSEY	56.064	10 Tyler LIDSEY	37.621		
23	95 Saetta MCQUEEN	26.692	77 Luke WARR	56.136	77 Luke WARR	37.726		
24	77 Luke WARR	26.779	95 Saetta MCQUEEN	56.603	95 Saetta MCQUEEN	38.040		

CLIO CUP

OPEN

FORMULA 1 MERCEDES-BENZ GROSSER PREIS VON DEUTSCHLAND 2019 - Hockenheim

Qualifying Session Maximum Speeds

SPEED TRAP	KM/H	FINISH LINE	KM/H	INTERMEDIATE 1	KM/H	INTERMEDIATE 2	KM/H
1 31 K. URBANIAK	208.8	72 K. JIMENEZ	165.1	9 A. STUCKI	131.7	72 K. JIMENEZ	159.3
2 22 S. CHALIGNE	208.7	9 A. STUCKI	164.6	44 V. SHUNKER	131.1	1 J. YOUNG	159.2
3 72 K. JIMENEZ	208.6	55 K. LANDWEHR	164.5	11 T. PEKAR	131.0	12 B. LIDSEY	159.1
4 48 D. POUGET	208.4	1 J. YOUNG	164.3	22 S. CHALIGNE	130.9	9 A. STUCKI	159.0
5 14 G. PLUBEL	207.2	14 G. PLUBEL	164.2	12 B. LIDSEY	130.9	18 T. PIALLAT	159.0
6 9 A. STUCKI	206.3	48 D. POUGET	164.1	72 K. JIMENEZ	130.7	14 G. PLUBEL	158.9
7 99 A. AHRENS	206.2	11 T. PEKAR	164.0	41 A. THOMPSON	130.4	11 T. PEKAR	158.8
8 18 T. PIALLAT	206.1	44 V. SHUNKER	163.8	48 D. POUGET	130.4	41 A. THOMPSON	158.5
9 66 S. JABLONSKI	206.0	22 S. CHALIGNE	163.8	14 G. PLUBEL	129.9	4 J. ROSS	158.5
10 77 L. WARR	205.0	31 K. URBANIAK	163.6	33 D. NYFFELER	129.9	44 V. SHUNKER	158.4
11 41 A. THOMPSON	205.0	4 J. ROSS	163.5	18 T. PIALLAT	129.8	48 D. POUGET	158.4
12 1 J. YOUNG	204.8	5 B. COLBURN	163.4	5 B. COLBURN	129.8	31 K. URBANIAK	158.4
13 55 K. LANDWEHR	204.5	99 A. AHRENS	163.3	55 K. LANDWEHR	129.7	22 S. CHALIGNE	158.2
14 12 B. LIDSEY	204.4	12 B. LIDSEY	163.1	1 J. YOUNG	129.5	66 S. JABLONSKI	157.9
15 8 M. RAUER	204.4	18 T. PIALLAT	163.0	31 K. URBANIAK	129.2	55 K. LANDWEHR	157.9
16 44 V. SHUNKER	204.3	41 A. THOMPSON	162.8	4 J. ROSS	128.9	5 B. COLBURN	157.8
17 5 B. COLBURN	203.8	8 M. RAUER	162.7	66 S. JABLONSKI	128.8	99 A. AHRENS	157.6
18 3 J. COLBURN	203.8	17 A. LEGUTKO	162.6	10 T. LIDSEY	128.7	8 M. RAUER	157.2
19 10 T. LIDSEY	203.0	66 S. JABLONSKI	162.5	95 S. MCQUEEN	128.7	77 L. WARR	157.1
20 4 J. ROSS	203.0	3 J. COLBURN	162.5	99 A. AHRENS	128.7	3 J. COLBURN	157.0
21 17 A. LEGUTKO	202.1	10 T. LIDSEY	162.1	17 A. LEGUTKO	128.3	17 A. LEGUTKO	156.9
22 95 S. MCQUEEN	201.6	33 D. NYFFELER	161.6	3 J. COLBURN	128.2	10 T. LIDSEY	156.8
23 33 D. NYFFELER	201.5	77 L. WARR	161.6	8 M. RAUER	127.9	33 D. NYFFELER	156.8
24 11 T. PEKAR	201.3	95 S. MCQUEEN	160.6	77 L. WARR	127.4	95 S. MCQUEEN	154.9

CLIO CUP

OPEN

FORMULA 1 MERCEDES-BENZ GROSSER PREIS VON DEUTSCHLAND 2019 - Hockenheim

Qualifying Session Sector Analysis

1 Jack YOUNG

LAP	SECTOR 1		SECTOR 2		SECTOR 3		TIME
	TIME	KM/H	TIME	KM/H	TIME	KM/H	
1		92.2	85.714	63.2	57.977	161.8	10:54:00
2	26.204	128.3	62.751	150.2	40.240	163.8	2:09.195
3	25.803	126.9	55.606	158.5	36.950	161.2	1:58.359
4	25.742	128.6	55.191	158.5	36.782	163.3	1:57.715
5	25.829	128.2	55.343	158.5	36.787	163.3	1:57.959
6	25.712	128.6	55.484	158.6	36.827	163.4	1:58.023
7 P	30.300	114.2	67.672	143.8	51.414		2:29.386
8		111.5	70.843	115.6	41.284	145.6	5:05.230
9	30.406	106.0	70.909	117.0	60.301	107.0	2:41.616
10	35.969	112.1	65.308	153.9	37.000	163.2	2:18.277
11	25.724	129.5	55.162	159.2	36.574	164.3	1:57.460
12 P	25.627	129.3	55.904	154.1	47.964		2:09.495

3 James COLBURN

LAP	SECTOR 1		SECTOR 2		SECTOR 3		TIME
	TIME	KM/H	TIME	KM/H	TIME	KM/H	
1		110.1	73.447	134.0	43.100	140.7	10:53:24
2	30.062	117.6	62.534	147.4	39.185	160.6	2:11.781
3	26.381	127.0	57.301	156.2	37.393	161.7	2:01.075
4	26.144	128.2	55.864	156.7	37.113	162.5	1:59.121
5	26.004	127.6	55.823	157.0	37.227	160.3	1:59.054
6 P	27.352	126.9	58.704	152.9	51.161		2:17.217
7		116.0	63.632	138.6	40.074	151.0	6:07.796
8	28.282	124.9	60.438	149.7	40.436	148.7	2:09.156
9	33.860	105.2	82.723	96.4	55.369	161.0	2:51.952
10	26.119	127.1	56.002	153.8	37.265	159.9	1:59.386
11 P	26.500	125.0	60.812	124.7	57.471		2:24.783

4 James ROSS

LAP	SECTOR 1		SECTOR 2		SECTOR 3		TIME
	TIME	KM/H	TIME	KM/H	TIME	KM/H	
1		110.5	79.464	112.1	44.133	158.4	10:53:34
2	28.193	126.5	64.932	120.6	42.102	161.9	2:15.227
3	26.360	127.8	56.162	155.9	38.524	162.7	2:01.046
4	26.045	128.1	55.604	157.8	36.975	161.8	1:58.624
5	25.903	128.6	55.502	157.3	36.994	162.5	1:58.399
6 P	26.103	128.6	55.407	158.4	45.097		2:06.607
7		125.3	57.899	152.0	37.268	163.2	4:39.460
8	25.923	128.6	55.499	157.9	36.705	161.3	1:58.127
9	25.878	128.3	56.061	136.3	54.013	140.8	2:15.952
10	31.146	111.3	72.481	123.3	42.417	163.2	2:26.044
11	26.006	128.0	55.403	158.5	37.482	163.0	1:58.891
12	26.001	128.9	55.352	158.3	37.023	163.5	1:58.376
13	25.919	128.6	55.580	157.7	37.247	163.2	1:58.746
							INCOMPLETE

5 Ben COLBURN

LAP	SECTOR 1		SECTOR 2		SECTOR 3		TIME
	TIME	KM/H	TIME	KM/H	TIME	KM/H	
1		121.3	73.419	134.3	43.024	145.1	10:53:25
2	29.985	119.3	62.625	144.1	39.295	162.3	2:11.905
3	26.298	129.2	55.822	156.8	37.221	161.2	1:59.341
4	26.441	129.8	55.705	156.9	37.061	161.0	1:59.207
5	26.098	128.6	55.803	156.9	37.134	160.7	1:59.035
6	26.122	129.6	55.754	157.3	37.025	159.8	1:58.901
7 P	26.730	127.1	60.771	152.2	48.465		2:15.966
8		118.5	63.527	135.6	39.957	158.1	4:11.644
9	28.354	127.6	60.522	145.2	40.082	147.2	2:08.958
10	34.183	107.5	83.185	93.7	55.605	162.5	2:52.973
11	26.043	129.4	55.305	157.7	36.925	163.4	1:58.273
12	26.292	129.0	55.543	157.3	36.966	162.2	1:58.801
13	26.047	129.3	55.674	157.8	37.030	161.7	1:58.751
							INCOMPLETE

CLIO CUP

OPEN

FORMULA 1 MERCEDES-BENZ GROSSER PREIS VON DEUTSCHLAND 2019 - Hockenheim

Qualifying Session Sector Analysis

8 Marius RAUER

LAP	SECTOR 1		SECTOR 2		SECTOR 3		TIME
	TIME	KM/H	TIME	KM/H	TIME	KM/H	
1		85.2	68.867	153.6	42.408	147.2	10:52:50
2	27.022	127.2	59.114	156.1	37.627	161.6	2:03.763
3	26.609	126.0	56.240	156.3	37.549	162.3	2:00.398
4	26.515	126.9	55.992	156.9	37.375	162.7	1:59.882
5	26.218	126.6	56.151	156.1	37.254	162.3	1:59.623
6	26.218	127.9	55.611	157.2	37.279	162.6	1:59.108
7 P	27.115	127.1	56.383	156.0	43.487		2:06.985
8		126.0	57.264	153.8	37.729	161.7	4:02.021
9	26.734	126.2	56.422	155.3	37.446	160.7	2:00.602
10	26.335	126.3	58.244	154.9	37.987	161.7	2:02.566
11	26.355	126.4	60.785	122.9	41.526	162.6	2:08.666
12	26.233	127.4	55.794	157.2	37.311	162.2	1:59.338
13	26.094	127.6	55.673	157.0	37.191	162.2	1:58.958
14	26.091	127.3	56.021	156.4	37.220	161.7	1:59.332

INCOMPLETE

9 Andreas STUCKI

LAP	SECTOR 1		SECTOR 2		SECTOR 3		TIME
	TIME	KM/H	TIME	KM/H	TIME	KM/H	
1		95.0	67.530	143.3	39.975	162.1	10:52:52
2	27.375	129.6	56.091	157.1	37.335	163.2	2:00.804
3	26.345	131.1	55.196	158.7	36.914	164.6	1:58.455
4	26.181	129.6	55.215	159.0	36.953	164.6	1:58.349
5 P	26.956	127.8	60.338	139.6	47.985		2:15.279
6		104.5	75.083	88.6	40.355	162.3	6:21.654
7	26.341	130.6	55.511	158.7	36.925	164.4	1:58.777
8	26.067	131.7	55.335	158.7	37.104	164.6	1:58.506
9	27.770	111.9	81.223	104.8	59.751	142.6	2:48.744
10	34.575	105.0	73.150	148.9	37.453	163.2	2:25.178
11	26.407	131.0	55.289	158.4	37.005	163.9	1:58.701
12	26.213	131.0	55.486	158.1	37.111	162.6	1:58.810

INCOMPLETE

10 Tyler LIDSEY

LAP	SECTOR 1		SECTOR 2		SECTOR 3		TIME
	TIME	KM/H	TIME	KM/H	TIME	KM/H	
1		110.5	62.055	147.8	39.839	158.3	10:53:04
2	27.825	128.7	60.852	145.7	38.880	161.1	2:07.557
3	26.684	128.7	56.483	156.8	38.264	159.8	2:01.431
4	26.290	127.9	56.677	155.5	38.396	159.0	2:01.363
5	26.598	127.7	56.510	155.7	38.160	159.3	2:01.268
6	26.423	127.3	56.547	154.7	37.948	160.8	2:00.918
7	26.444	128.0	56.324	155.2	38.534	157.8	2:01.302
8	28.884	125.9	62.404	99.0	41.655	158.1	2:12.943
9	26.691	128.1	56.702	154.7	37.875	160.3	2:01.268
10	26.343	128.2	56.214	154.8	37.919	161.3	2:00.476
11	28.383	126.1	74.279	108.0	60.558	115.6	2:43.220
12	33.903	126.9	58.531	156.1	37.966	159.0	2:10.400
13	26.132	128.5	56.405	155.8	37.853	162.1	2:00.390
14	26.534	128.1	56.064	156.3	37.621	161.2	2:00.249

INCOMPLETE

11 Tomas PEKAR

LAP	SECTOR 1		SECTOR 2		SECTOR 3		TIME
	TIME	KM/H	TIME	KM/H	TIME	KM/H	
1		98.9	73.882	120.0	46.322	132.6	10:54:14
2	32.011	100.1	59.394	141.2	39.538	162.9	2:10.943
3	26.247	130.6	55.810	158.0	37.201	162.9	1:59.258
4	26.025	130.5	55.514	158.8	36.863	162.5	1:58.402
5 P	26.355	120.7	63.826	128.6	53.454		2:23.635
6		111.3	69.012	150.5	38.153	162.9	5:27.206
7	26.075	129.8	55.558	158.1	36.900	163.3	1:58.533
8 P	28.368	116.0	65.399	119.0	69.950		2:43.717
9	96.344	105.1	66.117	129.7	38.638	164.0	3:21.099
10	26.079	131.0	55.526	158.7	36.916	162.3	1:58.521
11	25.911	129.6	55.619	158.4	36.867	162.9	1:58.397

INCOMPLETE

CLIO CUP

OPEN

FORMULA 1 MERCEDES-BENZ GROSSER PREIS VON DEUTSCHLAND 2019 - Hockenheim

Qualifying Session Sector Analysis

12 Brett LIDSEY

LAP	SECTOR 1		SECTOR 2		SECTOR 3		TIME
	TIME	KM/H	TIME	KM/H	TIME	KM/H	
1		107.5	61.209	137.5	40.497	144.8	10:53:03
2	28.114	128.9	59.372	121.0	40.269	160.3	2:07.755
3	26.622	129.7	56.404	156.9	37.329	162.7	2:00.355
4	26.173	129.9	55.717	158.2	37.197	162.7	1:59.087
5	26.208	130.4	55.530	157.6	37.244	161.2	1:58.982
6	26.164	129.4	55.737	157.8	37.176	163.1	1:59.077
7	26.207	130.1	55.530	158.5	37.206	162.6	1:58.943
8	26.092	128.6	55.516	159.1	37.495	162.8	1:59.103
9 P	26.533	130.9	55.481	158.7	48.450		2:10.464
10		115.7	67.143	142.3	44.335	153.6	4:15.770
11	30.855	117.3	62.837	153.6	37.632	162.8	2:11.324
12	26.263	130.3	55.629	157.6	37.131	162.7	1:59.023
13	26.080	130.1	55.491	158.0	37.062	162.4	1:58.633
14	25.913	129.9	55.617	157.4	37.105	162.6	1:58.635
							INCOMPLETE

17 Albert LEGUTKO

LAP	SECTOR 1		SECTOR 2		SECTOR 3		TIME
	TIME	KM/H	TIME	KM/H	TIME	KM/H	
1		121.7	62.549	148.0	44.600	160.2	10:52:17
2	27.198	127.4	56.910	155.4	37.783	160.8	2:01.891
3	26.368	127.3	56.251	156.6	36.976	162.6	1:59.595
4	26.118	127.2	56.113	156.5	37.011	161.5	1:59.242
5	26.156	127.3	55.985	156.2	37.088	161.9	1:59.229
6 P	27.074	127.3	59.307	140.2	50.101		2:16.482
7		121.5	72.313	82.9	50.300	161.3	5:03.551
8	26.493	127.8	56.038	156.9	37.235	162.3	1:59.766
9 P	26.230	128.0	55.843	156.5			5:25.833
10	50.623	128.2	56.289	156.3	37.895	162.2	2:24.807
11	26.239	128.3	55.862	156.6	37.129	162.3	1:59.230
12	25.988	127.6	55.672	156.8	37.123	161.8	1:58.783
							INCOMPLETE

14 Guillaume PLUBEL

LAP	SECTOR 1		SECTOR 2		SECTOR 3		TIME
	TIME	KM/H	TIME	KM/H	TIME	KM/H	
1		122.4	60.965	151.6	38.568	162.3	10:52:34
2	27.481	127.7	57.052	155.3	37.606	162.9	2:02.139
3	26.694	128.0	55.736	157.7	37.364	163.2	1:59.794
4	26.287	129.5	57.680	150.2	37.210	163.5	2:01.177
5	26.439	127.7	56.073	157.6	37.170	162.6	1:59.682
6	26.224	129.0	55.837	157.5	37.264	162.3	1:59.325
7	26.099	129.2	56.093	157.3	37.272	162.5	1:59.464
8 P	26.213	128.0	57.124	150.9	48.603		2:11.940
9		111.0	64.951	131.5	43.050	118.8	5:10.139
10	37.698	101.1	82.754	106.2	58.999	161.4	2:59.451
11	26.302	128.7	55.649	158.9	37.078	164.2	1:59.029
12	26.053	129.9	55.572	158.5	39.248	163.9	2:00.873
13	26.041	129.8	55.716	158.0	36.943	163.6	1:58.700
							INCOMPLETE

18 Tom PIALLAT

LAP	SECTOR 1		SECTOR 2		SECTOR 3		TIME
	TIME	KM/H	TIME	KM/H	TIME	KM/H	
1		108.4	73.472	132.0	40.951	162.5	10:52:38
2	26.371	126.9	58.516	139.1	39.901	163.0	2:04.788
3	26.050	127.4	56.573	154.5	39.354	161.5	2:01.977
4	26.245	129.8	55.673	159.0	37.353	162.9	1:59.271
5	27.576	98.7	73.537	124.2	41.138	162.6	2:22.251
6	26.048	128.5	55.775	157.6	37.513	160.1	1:59.336
7	26.094	127.5	55.938	157.8	37.447	162.6	1:59.479
8	26.362	127.4	55.807	157.3	37.749	159.7	1:59.918
9	30.730	107.0	68.229	133.0	39.615	162.1	2:18.574
10	26.121	128.7	55.683	156.2	37.492	162.5	1:59.296
11	26.898	112.2	75.004	116.6	65.662	110.8	2:47.564
12	34.805	101.6	61.016	154.5	37.701	160.5	2:13.522
13	26.260	128.9	55.746	156.1	37.827	151.7	1:59.833
14	30.845	107.0	69.332	141.0	43.491	132.1	2:23.668
							INCOMPLETE

FORMULA 1 MERCEDES-BENZ GROSSER PREIS VON DEUTSCHLAND 2019 - Hockenheim

Qualifying Session Sector Analysis

22 Samuel CHALIGNE

LAP	SECTOR 1		SECTOR 2		SECTOR 3		TIME
	TIME	KM/H	TIME	KM/H	TIME	KM/H	
1		112.4	68.612	125.0	43.841	133.4	10:52:31
2	32.754	120.2	60.586	151.8	40.058	158.7	2:13.398
3	27.975	129.0	58.129	155.1	40.076	161.5	2:06.180
4	27.192	130.9	55.961	158.2	37.474	161.2	2:00.627
5	26.414	129.1	56.091	158.1	37.539	163.8	2:00.044
6	26.558	128.5	56.167	155.8	37.377	163.0	2:00.102
7 P	26.775	121.9	66.060	148.2	48.417		2:21.252
8		116.2	68.392	133.4	40.793	135.2	5:58.681
9	31.505	128.5	68.465	139.0	42.655	139.4	2:22.625
10	31.640	117.3	64.504	155.3	37.999	161.5	2:14.143
11	26.400	128.8	55.912	156.2	37.449	161.9	1:59.761
12	26.171	129.1	55.989	156.7	37.491	162.4	1:59.651
13	26.235	129.6	55.858	156.3	37.539	161.6	1:59.632
INCOMPLETE							

31 Karol URBANIAK

LAP	SECTOR 1		SECTOR 2		SECTOR 3		TIME
	TIME	KM/H	TIME	KM/H	TIME	KM/H	
1		92.0	83.595	133.8	42.542	127.5	10:53:26
2	30.401	124.8	62.318	145.4	39.244	163.3	2:11.963
3	26.270	128.8	56.124	157.9	37.402	163.6	1:59.796
4	26.285	129.2	55.854	157.7	37.351	162.4	1:59.490
5	25.960	128.6	55.553	157.5	37.179	163.0	1:58.692
6	26.158	128.2	55.688	157.2	37.464	159.1	1:59.310
7 P	26.318	128.5	55.910	155.9	44.417		2:06.645
8		126.3	63.167	125.2	39.967	151.2	4:20.468
9	28.653	128.4	60.284	153.4	39.926	156.5	2:08.863
10	34.950	112.6	82.987	94.2	55.318	163.4	2:53.255
11	26.101	128.7	55.489	158.4	37.272	161.8	1:58.862
12	26.118	129.1	55.384	157.2	37.235	161.5	1:58.737
13	26.189	128.4	55.731	156.9	38.857	141.0	2:00.777
INCOMPLETE							

33 Daniel NYFFELER

LAP	SECTOR 1		SECTOR 2		SECTOR 3		TIME
	TIME	KM/H	TIME	KM/H	TIME	KM/H	
1		95.6	67.268	144.7	40.349	159.3	10:52:53
2	27.417	128.7	57.384	155.1	38.160	160.2	2:02.961
3	27.118	129.5	56.454	155.7	38.036	160.3	2:01.608
4	26.814	129.3	56.693	156.5	37.751	159.7	2:01.258
5 P	26.658	129.2	56.600	154.8	45.025		2:08.283
6		120.6	73.426	149.3	39.485	158.2	6:04.306
7	27.371	128.6	56.741	154.8	37.803	160.3	2:01.915
8	26.586	129.0	56.348	155.8	37.456	160.3	2:00.390
9 P	26.780	127.4	64.885	127.7	51.403		2:23.068
10	83.453	126.1	60.914	156.0	37.737	160.5	3:02.104
11	26.744	129.5	56.057	156.8	37.359	161.6	2:00.160
12	26.832	129.9	56.217	156.5	37.578	160.1	2:00.627
INCOMPLETE							

41 Aaron THOMPSON

LAP	SECTOR 1		SECTOR 2		SECTOR 3		TIME
	TIME	KM/H	TIME	KM/H	TIME	KM/H	
1		104.9	60.158	152.0	51.409	159.2	10:53:12
2	26.713	127.2	59.595	129.8	40.263	161.1	2:06.571
3	26.796	129.5	56.148	156.3	37.344	159.5	2:00.288
4	26.649	128.9	56.124	156.7	37.220	161.2	1:59.993
5	26.742	129.1	56.032	156.5	37.450	159.6	2:00.224
6 P	29.021	126.6	56.517	156.5	49.154		2:14.692
7		126.8	63.463	136.1	40.169	160.0	6:28.086
8	28.297	130.4	60.350	154.0	40.065	146.4	2:08.712
9	34.416	111.9	83.114	90.4	55.608	162.8	2:53.138
10	26.217	129.8	55.460	158.5	37.056	162.8	1:58.733
11	26.334	129.2	55.570	157.8	37.168	161.7	1:59.072
12	26.275	129.3	56.832	158.0	37.446	160.8	2:00.553
INCOMPLETE							

FORMULA 1 MERCEDES-BENZ GROSSER PREIS VON DEUTSCHLAND 2019 - Hockenheim

Qualifying Session Sector Analysis

44 Veenesh SHUNKER

LAP	SECTOR 1		SECTOR 2		SECTOR 3		TIME
	TIME	KM/H	TIME	KM/H	TIME	KM/H	
1		103.2	73.922	117.3	46.262	133.2	10:54:14
2	32.135	105.6	59.184	139.9	39.909	163.4	2:11.228
3	26.697	130.4	55.610	158.4	37.627	161.7	1:59.934
4	26.726	130.5	55.617	157.8	37.374	162.5	1:59.717
5 P	26.352	131.0	57.492	148.9	50.047		2:13.891
6		106.8	70.743	106.7	46.360	158.5	4:56.730
7	26.858	127.2	58.295	156.1	37.972	161.9	2:03.125
8	26.528	131.1	55.418	157.2	37.708	163.1	1:59.654
9	28.471	108.3	70.498	118.8	60.238	106.0	2:39.207
10	36.162	112.2	58.802	156.2	37.735	162.0	2:12.699
11	26.755	130.9	56.047	157.7	37.767	163.8	2:00.569
12	26.603	130.7	56.529	153.7	37.571	162.7	2:00.703
							INCOMPLETE

48 David POUGET

LAP	SECTOR 1		SECTOR 2		SECTOR 3		TIME
	TIME	KM/H	TIME	KM/H	TIME	KM/H	
1		117.6	60.584	147.1	38.792	162.1	10:52:33
2	27.539	127.7	56.481	156.4	37.620	162.4	2:01.640
3	26.175	130.2	56.569	155.1	39.604	163.2	2:02.348
4	26.064	130.2	55.476	158.1	37.010	163.7	1:58.550
5	25.997	130.0	55.441	158.4	37.380	163.0	1:58.818
6	26.176	129.6	55.570	157.9	37.205	163.0	1:58.951
7	26.186	130.2	55.599	157.8	37.074	162.9	1:58.859
8 P	26.393	128.2	58.310	145.0	48.360		2:13.063
9		107.0	64.745	139.3	42.944	123.8	5:11.325
10	37.765	94.8	82.466	108.6	59.127	161.5	2:59.358
11	26.542	128.9	55.812	157.3	36.973	164.1	1:59.327
12	26.019	130.4	55.615	158.2	37.223	161.5	1:58.857
13	26.226	130.0	55.625	157.9	36.988	163.2	1:58.839
							INCOMPLETE

55 Kevin LANDWEHR

LAP	SECTOR 1		SECTOR 2		SECTOR 3		TIME
	TIME	KM/H	TIME	KM/H	TIME	KM/H	
1		116.3	61.328	152.7	38.207	162.1	10:52:45
2	26.557	129.4	56.171	157.6	37.251	164.5	1:59.979
3	26.481	129.6	55.449	157.8	37.555	163.2	1:59.485
4	26.200	128.7	55.622	157.8	37.124	161.5	1:58.946
5	26.225	129.6	55.624	157.9	37.185	162.5	1:59.034
6	26.160	128.0	55.678	157.1	37.175	161.9	1:59.013
7 P	26.277	129.7	55.567	157.4	44.106		2:05.950
8		107.3	74.678	119.6	42.541	162.8	4:20.790
9	26.296	129.3	55.969	155.8	37.337	161.6	1:59.602
10 P	26.341	128.9	65.932	107.4	55.265		2:27.538
11		128.0	55.942	157.0	37.449	162.9	3:44.283
12	26.132	128.8	55.603	157.7	37.581	162.1	1:59.316
13	26.261	128.9	55.795	157.5	37.384	161.3	1:59.440
							INCOMPLETE

66 Szymon JABLONSKI

LAP	SECTOR 1		SECTOR 2		SECTOR 3		TIME
	TIME	KM/H	TIME	KM/H	TIME	KM/H	
1		93.5	83.664	135.4	42.352	124.8	10:53:26
2	30.842	128.0	62.231	129.7	39.196	162.5	2:12.269
3	26.271	128.5	56.395	156.3	37.516	161.7	2:00.182
4	26.306	128.8	55.713	157.5	37.241	159.4	1:59.260
5	26.208	128.2	55.855	157.2	37.419	160.1	1:59.482
6	26.110	128.2	55.604	157.2	37.174	160.6	1:58.888
7	26.358	127.3	55.816	157.7	37.308	160.0	1:59.482
8 P	26.276	127.1	56.413	156.8	43.904		2:06.593
9		125.7	56.675	156.3	37.269	162.0	3:46.306
10	26.746	127.7	78.644	106.2	59.924	139.9	2:45.314
11	33.856	123.6	60.759	157.5	37.435	162.0	2:12.050
12	26.348	128.7	56.237	157.0	38.634	158.4	2:01.219
13	26.356	128.4	55.901	157.9	37.287	159.8	1:59.544
							INCOMPLETE

CLIO CUP

OPEN

FORMULA 1 MERCEDES-BENZ GROSSER PREIS VON DEUTSCHLAND 2019 - Hockenheim

Qualifying Session Sector Analysis

72 Kevin JIMENEZ

LAP	SECTOR 1		SECTOR 2		SECTOR 3		TIME
	TIME	KM/H	TIME	KM/H	TIME	KM/H	
1		124.5	60.234	152.1	38.745	163.4	10:52:35
2	27.448	128.5	56.309	154.9	37.505	162.4	2:01.262
3	26.386	129.7	55.803	157.5	37.422	161.6	1:59.611
4	26.422	129.6	56.116	155.0	37.239	162.3	1:59.777
5	26.061	128.8	55.822	156.2	37.879	163.0	1:59.762
6	26.376	129.4	55.797	156.6	37.311	162.3	1:59.484
7	26.231	129.8	55.577	157.4	37.289	162.7	1:59.097
8 P	26.362	130.2	59.514	138.4	50.532		2:16.408
9		113.9	64.239	142.7	43.073	125.5	5:08.373
10	37.947	97.5	82.692	114.3	58.562	163.2	2:59.201
11	26.239	130.3	55.803	158.7	37.070	165.1	1:59.112
12	26.184	130.1	55.257	159.3	37.288	163.3	1:58.729
13	26.378	130.7	55.537	158.0	36.967	162.1	1:58.882

INCOMPLETE

77 Luke WARR

LAP	SECTOR 1		SECTOR 2		SECTOR 3		TIME
	TIME	KM/H	TIME	KM/H	TIME	KM/H	
1		112.9	67.373	145.6	43.159	152.9	10:52:32
2	31.361	125.0	57.685	151.1	39.982	158.7	2:09.028
3	27.478	126.1	57.412	151.6	40.107	160.7	2:04.997
4	27.241	127.0	56.539	153.8	38.312	161.6	2:02.092
5	27.434	124.3	56.845	155.2	38.476	159.5	2:02.755
6	27.747	126.4	56.547	153.9	38.161	161.4	2:02.455
7	27.946	127.4	56.555	155.4	38.403	158.8	2:02.904
8	27.147	125.8	56.833	154.5	38.106	159.1	2:02.086
9	27.103	126.5	58.170	151.2	38.364	160.4	2:03.637
10	27.679	126.3	56.964	155.4	37.726	161.4	2:02.369
11	26.779	126.3	57.455	155.3	38.364	161.4	2:02.598
12	26.901	125.3	59.757	119.6	41.857	161.0	2:08.515
13	26.849	126.3	56.892	153.8	37.933	161.1	2:01.674
14	26.922	124.8	57.247	156.4	38.528	161.3	2:02.697
15	26.794	126.4	56.136	157.1	38.021	160.9	2:00.951

INCOMPLETE

95 Saetta MCQUEEN

LAP	SECTOR 1		SECTOR 2		SECTOR 3		TIME
	TIME	KM/H	TIME	KM/H	TIME	KM/H	
1		108.3	67.345	144.1	42.979	154.2	10:52:58
2	28.903	116.5	78.226	135.1	43.122	156.3	2:30.251
3	28.196	118.5	58.904	151.2	39.735	159.3	2:06.835
4	27.473	128.7	59.737	154.9	38.979	159.9	2:06.189
5	26.692	126.6	56.777	154.3	38.313	160.5	2:01.782
6	27.093	127.0	57.101	154.2	38.040	160.6	2:02.234
7 P	27.277	125.0	57.138	152.8	52.890		2:17.305
8		112.4	66.812	121.8	45.101	155.6	5:37.978
9	29.128	120.0	68.771	115.6	59.966	107.1	2:37.865
10	36.598	107.0	67.761	151.1	38.650	160.3	2:23.009
11	27.482	127.6	56.603	154.5	39.270	160.5	2:03.355
12	26.941	128.3	56.745	154.6	38.632	158.7	2:02.318

INCOMPLETE

99 Aif AHRENS

LAP	SECTOR 1		SECTOR 2		SECTOR 3		TIME
	TIME	KM/H	TIME	KM/H	TIME	KM/H	
1		117.2	61.383	152.4	39.231	160.5	10:52:47
2	27.248	128.2	56.537	155.5	37.929	161.9	2:01.714
3	26.648	128.1	56.261	156.8	38.122	161.8	2:01.031
4	26.670	126.9	55.872	156.5	37.347	163.3	1:59.889
5	26.380	127.4	55.531	156.9	37.270	161.8	1:59.181
6	26.354	127.8	55.955	157.6	37.331	162.3	1:59.640
7 P	28.717	117.9	69.635	146.8	57.060		2:35.412
8		89.8	61.480	156.4	37.570	161.3	4:50.948
9	26.553	128.7	60.710	136.6	44.983	129.3	2:12.246
10	36.838	93.3	76.299	123.1	47.215	161.7	2:40.352
11	26.583	125.3	56.330	156.5	37.719	162.0	2:00.632
12	26.840	128.2	55.983	156.3	37.639	162.4	2:00.462
13	27.395	110.1	60.874	156.7	37.756	159.2	2:06.025

INCOMPLETE

CLIO CUP

OPEN

FORMULA 1 MERCEDES-BENZ GROSSER PREIS VON DEUTSCHLAND 2019 - Hockenheim

Race 1 Starting Grid

1	1 Jack YOUNG EDDIE STOBART RACING	1:57.460	2	4 James ROSS BOB ROSS RACING	1:58.127
3	5 Ben COLBURN WEST BOURNE MOTORSPORT	1:58.273	4	9 Andreas STUCKI ECURIE BASILISK	1:58.349
5	11 Tomas PEKAR CARPEK SERVICE	1:58.397	6	48 David POUGET GPA RACING	1:58.550
7	12 Brett LIDSEY M.R.M.	1:58.633	8	31 Karol URBANIAK BM RACING TEAM	1:58.692
9	14 Guillaume PLUBEL GPA RACING	1:58.700	10	72 Kevin JIMENEZ GPA RACING	1:58.729
11	41 Aaron THOMPSON WEST BOURNE MOTORSPORT	1:58.733	12	17 Albert LEGUTKO ADAC BERLIN-BRANDENBURG e.V.	1:58.783
13	55 Kevin LANDWEHR ADAC TEAM WESER-EMS e.V	1:58.946	14	8 Marius RAUER TEAM BLEEKEMOLEN	1:58.958
15	3 James COLBURN WEST BOURNE MOTORSPORT	1:59.054	16	99 Aif AHRENS AHRENS RACING TEAM	1:59.181
17	66 Szymon JABLONSKI BM RACING TEAM	1:59.260	18	18 Tom PIALLAT GPA RACING	1:59.271
19	22 Samuel CHALIGNE SC SPORT	1:59.632	20	44 Veenesh SHUNKER CARPEK SERVICE	1:59.654
21	33 Daniel NYFFELER EQUIPE BERNOISE	2:00.160	22	77 Luke WARR SPECIALIZED	2:00.951
23	10 Tyler LIDSEY M.R.M.	2:07.557	24	95 Saetta MCQUEEN * TEAM MC MOTORTECNICA	2:01.782

* PENALTIES

Car 95 - 5 place grid penalty - Causing a collision - Stewards' decision no. 1

CLIO CUP

OPEN

FORMULA 1 MERCEDES-BENZ GROSSER PREIS VON DEUTSCHLAND 2019 - Hockenheim

Race 2 Starting Grid

1	1 Jack YOUNG EDDIE STOBART RACING	1:57.715	2	4 James ROSS BOB ROSS RACING	1:58.376
3	11 Tomas PEKAR CARPEK SERVICE	1:58.402	4	9 Andreas STUCKI ECURIE BASILISK	1:58.455
5	5 Ben COLBURN WEST BOURNE MOTORSPORT	1:58.751	6	48 David POUGET GPA RACING	1:58.818
7	31 Karol URBANIAK BM RACING TEAM	1:58.862	8	72 Kevin JIMENEZ GPA RACING	1:58.882
9	14 Guillaume PLUBEL GPA RACING	1:59.029	10	41 Aaron THOMPSON WEST BOURNE MOTORSPORT	1:59.072
11	8 Marius RAUER TEAM BLEEKEMOLEN	1:59.108	12	3 James COLBURN WEST BOURNE MOTORSPORT	1:59.121
13	17 Albert LEGUTKO ADAC BERLIN-BRANDENBURG e.V.	1:59.229	14	12 Brett LIDSEY * M.R.M.	1:58.635
15	18 Tom PIALLAT GPA RACING	1:59.296	16	66 Szymon JABLONSKI BM RACING TEAM	1:59.482
17	99 Aif AHRENS AHRENS RACING TEAM	1:59.640	18	22 Samuel CHALIGNÉ SC SPORT	1:59.651
19	44 Veenesh SHUNKER CARPEK SERVICE	1:59.717	20	33 Daniel NYFFELER EQUIPE BERNOISE	2:00.390
21	77 Luke WARR SPECIALIZED	2:01.674	22	95 Saetta MCQUEEN TEAM MC MOTORTECNICA	2:02.234
23	10 Tyler LIDSEY M.R.M.	2:10.400			

NOTES

Car 55 - Withdrawn

* PENALTIES

Car 12 - 10 place grid penalty - Failing to rejoin the track safely and causing a collision during Race 1 - Stewards' decision no. 3

CLIO CUP

OPEN

FORMULA 1 MERCEDES-BENZ GROSSER PREIS VON DEUTSCHLAND 2019 - Hockenheim

Race 1 Provisional Classification after 12 Laps - 54.888 km

NO	DRIVER	NAT	TEAM	LAPS	TIME	GAP	INT	KM/H	FASTEST	ON
1	1 Jack YOUNG		EDDIE STOBART RACING	12	27:16.302			120.758	1:58.602	9
2	4 James ROSS		BOB ROSS RACING	12	27:19.204	2.902	2.902	120.544	1:59.024	8
3	11 Tomas PEKAR		CARPEK SERVICE	12	27:21.481	5.179	2.277	120.377	1:59.137	10
4	5 Ben COLBURN		WEST BOURNE MOTORSPORT	12	27:22.830	6.528	1.349	120.278	1:59.398	10
5	9 Andreas STUCKI		ECURIE BASILISK	12	27:22.944	6.642	0.114	120.269	1:59.007	6
6	12 Brett LIDSEY		M.R.M.	12	27:23.319	7.017	0.375	120.242	1:58.861	10
7	48 David POUGET		GPA RACING	12	27:23.700	7.398	0.381	120.214	1:58.901	9
8	31 Karol URBANIAK		BM RACING TEAM	12	27:33.448	17.146	9.748	119.505	1:59.662	6
9	66 Szymon JABLONSKI		BM RACING TEAM	12	27:36.251	19.949	2.803	119.303	2:00.419	8
10	8 Marius RAUER		TEAM BLEEKEMOLEN	12	27:36.562	20.260	0.311	119.281	1:59.891	12
11	17 Albert LEGUTKO		ADAC BERLIN-BRANDENBURG e.V.	12	27:37.360	21.058	0.798	119.223	1:59.936	11
12	72 Kevin JIMENEZ		GPA RACING	12	27:38.839	22.537	1.479	119.117	2:00.360	11
13	3 James COLBURN		WEST BOURNE MOTORSPORT	12	27:44.036	27.734	5.197	118.745	1:59.732	6
14	18 Tom PIALLAT		GPA RACING	12	27:44.119	27.817	0.083	118.739	1:59.042	6
15	10 Tyler LIDSEY		M.R.M.	12	27:44.199	27.897	0.080	118.733	2:00.200	7
16	41 Aaron THOMPSON		WEST BOURNE MOTORSPORT	12	27:44.800	28.498	0.601	118.691	2:00.887	5
17	22 Samuel CHALIGNE		SC SPORT	12	27:45.045	28.743	0.245	118.673	2:00.259	7
18	44 Veenesh SHUNKER		CARPEK SERVICE	12	27:45.360	29.058	0.315	118.651	2:00.054	8
19	33 Daniel NYFFELER		EQUIPE BERNOISE	12	27:47.970	31.668	2.610	118.465	2:00.932	12
20	99 Alf AHRENS		AHRENS RACING TEAM	12	27:49.457	33.155	1.487	118.359	2:00.406	7
21	77 Luke WARR		SPECIALIZED	12	27:58.555	42.253	9.098	117.718	2:02.093	9
22	95 Saetta MCQUEEN		TEAM MC MOTORTECNICA	12	28:00.697	44.395	2.142	117.568	2:01.478	12

NOT CLASSIFIED

14	Guillaume PLUBEL		GPA RACING	1	3:09.220	DNF		87.022		
55	Kevin LANDWEHR		ADAC TEAM WESER-EMS e.V	0		DNF				

FASTEST LAP

1	Jack YOUNG		EDDIE STOBART RACING		1:58.602	on lap 9		138.837		
---	------------	--	----------------------	--	----------	----------	--	---------	--	--

Timekeeper:

CLIO CUP

OPEN

FORMULA 1 MERCEDES-BENZ GROSSER PREIS VON DEUTSCHLAND 2019 - Hockenheim

Race 1 Final Classification after 12 Laps - 54.888 km

NO	DRIVER	NAT	TEAM	LAPS	TIME	GAP	INT	KM/H	FASTEST	ON
1	1 Jack YOUNG		EDDIE STOBART RACING	12	27:16.302			120.758	1:58.602	9
2	4 James ROSS		BOB ROSS RACING	12	27:19.204	2.902	2.902	120.544	1:59.024	8
3	11 Tomas PEKAR		CARPEK SERVICE	12	27:21.481	5.179	2.277	120.377	1:59.137	10
4	5 Ben COLBURN		WEST BOURNE MOTORSPORT	12	27:22.830	6.528	1.349	120.278	1:59.398	10
5	9 Andreas STUCKI		ECURIE BASILISK	12	27:22.944	6.642	0.114	120.269	1:59.007	6
DQ	12 Brett LIDSEY *		M.R.M.	12	27:23.319	7.017	0.375	120.242	1:58.861	10
6	48 David POUGET		GPA RACING	12	27:23.700	7.398	0.381	120.214	1:58.901	9
7	66 Szymon JABLONSKI		BM RACING TEAM	12	27:36.251	19.949	12.551	119.303	2:00.419	8
8	8 Marius RAUER		TEAM BLEEKEMOLEN	12	27:36.562	20.260	0.311	119.281	1:59.891	12
9	17 Albert LEGUTKO		ADAC BERLIN-BRANDENBURG e.V.	12	27:37.360	21.058	0.798	119.223	1:59.936	11
10	3 James COLBURN		WEST BOURNE MOTORSPORT	12	27:44.036	27.734	6.676	118.745	1:59.732	6
11	10 Tyler LIDSEY		M.R.M.	12	27:44.199	27.897	0.163	118.733	2:00.200	7
12	41 Aaron THOMPSON		WEST BOURNE MOTORSPORT	12	27:44.800	28.498	0.601	118.691	2:00.887	5
13	22 Samuel CHALIGNE		SC SPORT	12	27:45.045	28.743	0.245	118.673	2:00.259	7
14	44 Veenesh SHUNKER		CARPEK SERVICE	12	27:45.360	29.058	0.315	118.651	2:00.054	8
15	33 Daniel NYFFELER		EQUIPE BERNOISE	12	27:47.970	31.668	2.610	118.465	2:00.932	12
16	99 Alf AHRENS		AHRENS RACING TEAM	12	27:49.457	33.155	1.487	118.359	2:00.406	7
17	77 Luke WARR		SPECIALIZED	12	27:58.555	42.253	9.098	117.718	2:02.093	9
18	95 Saetta MCQUEEN		TEAM MC MOTORTECNICA	12	28:00.697	44.395	2.142	117.568	2:01.478	12
19	31 Karol URBANIAK *		BM RACING TEAM	12	28:03.448	47.146	2.751	117.376	1:59.662	6
20	72 Kevin JIMENEZ *		GPA RACING	12	28:08.839	52.537	5.391	117.001	2:00.360	11
21	18 Tom PIALLAT *		GPA RACING	12	28:14.119	57.817	5.280	116.636	1:59.042	6

NOT CLASSIFIED

14	Guillaume PLUBEL		GPA RACING	1	3:09.220	DNF		87.022		
55	Kevin LANDWEHR		ADAC TEAM WESER-EMS e.V	0		DNF				

FASTEST LAP

1	Jack YOUNG		EDDIE STOBART RACING		1:58.602	on lap 9		138.837		
---	------------	--	----------------------	--	----------	----------	--	---------	--	--

* PENALTIES

- Car 31 - 30 second time penalty - Failing to observe a drive-through penalty - Stewards' decision no. 2
- Car 12 - Disqualified - Failing to rejoin the track safely and causing a collision - Stewards' decision no. 3
- Car 18 - 30 second time penalty - Causing a collision and gaining an advantage - Stewards' decision no. 4
- Car 72 - 30 second time penalty - Causing a collision - Stewards' decision no. 5

Timekeeper:

© 2019 Formula One World Championship Limited

No part of these results/data may be reproduced, stored in a retrieval system or transmitted in any form or by any means electronic, mechanical, photocopying, recording, broadcasting or otherwise without prior permission of the copyright holder except for reproduction in local/national/international daily press and regular printed publications on sale to the public within 90 days of the event to which the results/data relate and provided that the copyright symbol and name of copyright owner appears.

CLIO CUP

OPEN

FORMULA 1 MERCEDES-BENZ GROSSER PREIS VON DEUTSCHLAND 2019 - Hockenheim

Race 1 Maximum Speeds

SPEED TRAP		KM/H	FINISH LINE		KM/H	INTERMEDIATE 1		KM/H	INTERMEDIATE 2		KM/H
1	12 B. LIDSEY	211.1	9 A. STUCKI	164.0	9 A. STUCKI	131.4	9 A. STUCKI	159.3	9 A. STUCKI	159.3	
2	11 T. PEKAR	211.0	48 D. POUGET	163.9	12 B. LIDSEY	130.7	44 V. SHUNKER	159.2	44 V. SHUNKER	159.2	
3	44 V. SHUNKER	210.8	12 B. LIDSEY	163.8	11 T. PEKAR	130.7	1 J. YOUNG	158.9	1 J. YOUNG	158.9	
4	48 D. POUGET	210.3	18 T. PIALLAT	163.5	5 B. COLBURN	130.5	12 B. LIDSEY	158.9	12 B. LIDSEY	158.9	
5	9 A. STUCKI	209.9	22 S. CHALIGNE	163.3	44 V. SHUNKER	130.4	18 T. PIALLAT	158.6	18 T. PIALLAT	158.6	
6	18 T. PIALLAT	209.6	44 V. SHUNKER	162.9	48 D. POUGET	130.3	4 J. ROSS	158.5	4 J. ROSS	158.5	
7	17 A. LEGUTKO	209.2	3 J. COLBURN	162.7	41 A. THOMPSON	129.8	48 D. POUGET	158.5	48 D. POUGET	158.5	
8	72 K. JIMENEZ	209.1	99 A. AHRENS	162.6	18 T. PIALLAT	129.8	22 S. CHALIGNE	158.3	22 S. CHALIGNE	158.3	
9	10 T. LIDSEY	209.0	11 T. PEKAR	162.5	22 S. CHALIGNE	129.6	11 T. PEKAR	158.1	11 T. PEKAR	158.1	
10	8 M. RAUER	208.8	10 T. LIDSEY	162.5	1 J. YOUNG	129.6	99 A. AHRENS	157.8	99 A. AHRENS	157.8	
11	22 S. CHALIGNE	208.4	31 K. URBANIAK	162.4	95 S. MCQUEEN	129.5	5 B. COLBURN	157.6	5 B. COLBURN	157.6	
12	99 A. AHRENS	208.3	72 K. JIMENEZ	162.0	10 T. LIDSEY	129.4	17 A. LEGUTKO	157.6	17 A. LEGUTKO	157.6	
13	66 S. JABLONSKI	207.8	5 B. COLBURN	162.0	33 D. NYFFELER	129.0	10 T. LIDSEY	157.5	10 T. LIDSEY	157.5	
14	3 J. COLBURN	207.4	8 M. RAUER	162.0	3 J. COLBURN	128.8	3 J. COLBURN	157.5	3 J. COLBURN	157.5	
15	5 B. COLBURN	207.3	17 A. LEGUTKO	161.9	99 A. AHRENS	128.8	31 K. URBANIAK	157.3	31 K. URBANIAK	157.3	
16	41 A. THOMPSON	206.2	4 J. ROSS	161.9	17 A. LEGUTKO	128.4	8 M. RAUER	157.1	8 M. RAUER	157.1	
17	31 K. URBANIAK	206.0	1 J. YOUNG	161.8	66 S. JABLONSKI	128.4	66 S. JABLONSKI	156.6	66 S. JABLONSKI	156.6	
18	77 L. WARR	204.9	41 A. THOMPSON	161.7	72 K. JIMENEZ	128.3	72 K. JIMENEZ	156.4	72 K. JIMENEZ	156.4	
19	4 J. ROSS	204.5	66 S. JABLONSKI	161.1	4 J. ROSS	128.3	33 D. NYFFELER	156.1	33 D. NYFFELER	156.1	
20	95 S. MCQUEEN	203.0	95 S. MCQUEEN	161.1	31 K. URBANIAK	128.1	41 A. THOMPSON	156.0	41 A. THOMPSON	156.0	
21	33 D. NYFFELER	202.0	77 L. WARR	160.1	8 M. RAUER	128.1	77 L. WARR	155.1	77 L. WARR	155.1	
22	1 J. YOUNG	202.0	33 D. NYFFELER	159.8	77 L. WARR	127.4	95 S. MCQUEEN	155.0	95 S. MCQUEEN	155.0	
23	14 G. PLUBEL	124.4					14 G. PLUBEL	110.0	14 G. PLUBEL	110.0	

CLIO CUP

OPEN

FORMULA 1 MERCEDES-BENZ GROSSER PREIS VON DEUTSCHLAND 2019 - Hockenheim

Race 1 Sector Analysis

1 Jack YOUNG

LAP	SECTOR 1		SECTOR 2		SECTOR 3		TIME
	TIME	KM/H	TIME	KM/H	TIME	KM/H	
1		127.8	74.592	106.5	55.582	98.4	18:08:04
2	45.967	77.9	97.299	101.9	57.740	88.3	3:21.006
3	43.801	84.7	93.945	86.8	63.405	161.3	3:21.151
4	26.284	128.8	55.736	156.6	37.457	161.8	1:59.477
5	26.238	127.2	55.727	157.5	37.348	160.7	1:59.313
6	26.093	127.9	55.586	157.9	37.297	161.0	1:58.976
7	26.123	126.7	55.512	158.9	37.351	161.1	1:58.986
8	26.149	128.5	55.459	157.8	37.169	160.7	1:58.777
9	26.070	129.5	55.384	157.2	37.148	161.5	1:58.602
10	26.166	128.3	55.441	157.9	37.108	161.0	1:58.715
11	26.391	128.1	55.516	157.1	37.171	161.6	1:59.078
12	26.255	129.6	55.782	157.8	37.339	160.4	1:59.376

3 James COLBURN

LAP	SECTOR 1		SECTOR 2		SECTOR 3		TIME
	TIME	KM/H	TIME	KM/H	TIME	KM/H	
1		123.0	79.066	87.2	55.326	95.9	18:08:12
2	47.202	67.3	95.771	98.3	58.100	93.3	3:21.073
3	43.032	101.3	93.727	85.7	59.327	162.7	3:16.086
4	26.962	127.7	56.397	156.5	37.331	162.3	2:00.690
5	26.771	128.1	56.698	156.3	38.147	162.1	2:01.616
6	26.446	127.9	55.836	156.9	37.450	161.7	1:59.732
7	26.497	127.9	55.886	157.5	37.628	160.7	2:00.011
8	26.555	128.2	55.925	156.3	37.655	160.7	2:00.135
9	26.752	127.0	56.814	153.7	37.784	158.8	2:01.350
10	26.540	128.0	56.526	144.2	37.926	161.5	2:00.992
11	26.508	128.4	56.111	143.7	41.457	105.5	2:04.076
12	28.609	128.8	57.074	146.9	41.396	108.6	2:07.079

4 James ROSS

LAP	SECTOR 1		SECTOR 2		SECTOR 3		TIME
	TIME	KM/H	TIME	KM/H	TIME	KM/H	
1		126.1	74.793	102.0	55.443	97.5	18:08:05
2	46.171	87.5	97.357	93.7	57.448	92.9	3:20.976
3	44.018	82.6	93.564	94.0	63.434	160.6	3:21.016
4	26.140	127.9	55.878	154.7	37.488	161.5	1:59.506
5	26.381	128.0	55.728	158.2	37.351	161.7	1:59.460
6	26.132	128.3	55.703	158.5	37.314	161.1	1:59.149
7	26.188	128.2	55.703	158.5	37.321	160.7	1:59.212
8	26.162	127.9	55.620	157.9	37.242	161.5	1:59.024
9	26.227	127.9	55.760	157.9	37.267	160.3	1:59.254
10	26.214	127.8	55.623	157.3	37.345	161.2	1:59.182
11	26.248	128.2	55.677	156.8	37.266	161.9	1:59.191
12	26.378	128.2	55.796	155.6	37.376	161.7	1:59.550

5 Ben COLBURN

LAP	SECTOR 1		SECTOR 2		SECTOR 3		TIME
	TIME	KM/H	TIME	KM/H	TIME	KM/H	
1		126.9	75.286	101.4	54.914	99.7	18:08:06
2	46.702	83.4	96.941	97.4	57.470	96.1	3:21.113
3	44.082	88.3	93.509	92.8	63.181	160.7	3:20.772
4	26.302	128.9	55.878	156.3	37.386	161.2	1:59.566
5	26.434	128.4	55.728	157.0	37.374	161.4	1:59.536
6	26.223	128.7	55.730	157.0	37.459	161.4	1:59.412
7	26.265	129.0	55.746	157.6	37.590	160.6	1:59.601
8	26.335	129.0	56.631	157.0	37.538	160.2	2:00.504
9	26.298	129.9	55.572	156.9	37.532	161.0	1:59.402
10	26.352	129.5	55.613	157.4	37.433	161.9	1:59.398
11	26.482	130.5	55.614	156.9	37.346	162.0	1:59.442
12	26.237	129.7	56.110	157.5	37.435	161.9	1:59.782

CLIO CUP

OPEN

FORMULA 1 MERCEDES-BENZ GROSSER PREIS VON DEUTSCHLAND 2019 - Hockenheim

Race 1 Sector Analysis

8 Marius RAUER

LAP	SECTOR 1		SECTOR 2		SECTOR 3		TIME
	TIME	KM/H	TIME	KM/H	TIME	KM/H	
1		108.9	83.181	88.6	54.867	92.1	18:08:17
2	47.131	58.9	96.095	81.9	58.459	79.7	3:21.685
3	44.979	101.8	91.741	89.2	57.756	159.9	3:14.476
4	27.050	126.0	56.219	155.6	37.784	160.1	2:01.053
5	26.657	127.4	56.100	156.2	37.661	161.6	2:00.418
6	26.435	127.1	55.987	157.0	37.612	161.5	2:00.034
7	26.579	127.4	56.235	156.9	37.826	162.0	2:00.640
8	26.707	125.6	56.800	156.5	38.106	159.2	2:01.613
9	27.410	127.6	56.120	156.0	37.506	161.5	2:01.036
10	26.525	128.1	55.840	156.1	37.562	159.9	1:59.927
11	26.404	126.9	56.129	155.7	37.588	160.8	2:00.121
12	26.430	127.2	55.879	157.1	37.582	160.8	1:59.891

9 Andreas STUCKI

LAP	SECTOR 1		SECTOR 2		SECTOR 3		TIME
	TIME	KM/H	TIME	KM/H	TIME	KM/H	
1		126.8	77.245	91.9	54.788	108.1	18:08:08
2	46.827	72.4	96.302	101.1	57.295	95.6	3:20.424
3	43.925	86.0	93.900	94.6	62.236	162.9	3:20.061
4	26.324	129.6	55.743	158.3	37.481	162.8	1:59.548
5	26.359	128.1	55.686	159.1	37.488	162.5	1:59.533
6	26.297	130.8	55.355	159.3	37.355	164.0	1:59.007
7	26.305	130.0	55.760	159.2	37.505	163.2	1:59.570
8	26.827	131.1	56.276	154.0	37.407	162.9	2:00.510
9	26.343	131.0	55.601	158.3	37.426	163.4	1:59.370
10	26.305	129.9	55.688	157.1	37.410	162.2	1:59.403
11	26.398	131.4	55.866	156.5	37.223	163.2	1:59.487
12	26.565	130.6	55.677	158.6	37.372	163.0	1:59.614

10 Tyler LIDSEY

LAP	SECTOR 1		SECTOR 2		SECTOR 3		TIME
	TIME	KM/H	TIME	KM/H	TIME	KM/H	
1		114.0	85.404	86.3	53.661	83.1	18:08:20
2	47.930	56.5	95.098	84.1	58.943	72.6	3:21.971
3	44.272	110.6	92.874	85.1	56.887	159.8	3:14.033
4	27.065	129.4	56.450	152.7	37.830	160.9	2:01.345
5	26.496	128.8	56.060	156.8	37.800	162.3	2:00.356
6	26.801	128.9	56.394	152.5	38.162	160.8	2:01.357
7	26.376	128.0	56.061	157.5	37.763	159.8	2:00.200
8	26.495	128.1	56.048	157.3	38.110	160.8	2:00.653
9	26.566	128.0	56.032	157.5	37.703	162.5	2:00.301
10	26.708	128.5	56.568	154.6	38.985	160.4	2:02.261
11	26.544	129.0	57.255	152.3	38.730	161.0	2:02.529
12	26.611	125.0	55.967	156.4	38.152	160.1	2:00.730

11 Tomas PEKAR

LAP	SECTOR 1		SECTOR 2		SECTOR 3		TIME
	TIME	KM/H	TIME	KM/H	TIME	KM/H	
1		127.7	75.983	100.1	54.696	105.6	18:08:06
2	47.146	73.3	96.511	100.4	57.336	95.4	3:20.993
3	44.126	82.8	93.583	88.4	62.830	162.5	3:20.539
4	26.271	128.4	55.927	157.3	37.459	161.0	1:59.657
5	26.778	129.7	55.992	158.1	37.399	161.8	2:00.169
6	26.240	130.6	55.699	156.5	37.389	162.0	1:59.328
7	26.216	130.0	55.622	158.0	37.390	162.5	1:59.228
8	26.339	129.2	55.780	157.8	37.426	161.0	1:59.545
9	26.109	130.4	55.741	157.2	37.366	161.9	1:59.216
10	26.270	129.9	55.607	157.4	37.260	161.4	1:59.137
11	26.456	130.0	55.503	157.4	37.414	161.9	1:59.373
12	26.322	130.7	55.541	157.3	37.475	160.4	1:59.338

CLIO CUP

OPEN

FORMULA 1 MERCEDES-BENZ GROSSER PREIS VON DEUTSCHLAND 2019 - Hockenheim

Race 1 Sector Analysis

12 Brett LIDSEY

LAP	SECTOR 1		SECTOR 2		SECTOR 3		TIME
	TIME	KM/H	TIME	KM/H	TIME	KM/H	
1		108.6	78.483	85.4	55.302	91.6	18:08:12
2	47.030	78.8	95.527	100.2	58.300	89.4	3:20.857
3	42.820	83.3	93.897	97.3	60.047	163.8	3:16.764
4	27.054	129.4	55.978	158.6	37.378	162.8	2:00.410
5	26.779	129.0	55.826	157.8	37.376	160.4	1:59.981
6	26.350	130.7	55.615	157.8	37.289	161.9	1:59.254
7	26.471	129.8	55.533	158.7	37.303	161.6	1:59.307
8	26.361	129.1	55.711	157.5	37.451	160.8	1:59.523
9	26.317	129.8	55.557	157.6	37.372	162.9	1:59.246
10	26.170	128.7	55.329	158.9	37.362	160.9	1:58.861
11	26.249	129.4	55.459	157.9	37.419	163.3	1:59.127
12	26.403	130.3	55.698	158.7	37.482	162.3	1:59.583

14 Guillaume PLUBEL

LAP	SECTOR 1		SECTOR 2		SECTOR 3		TIME
	TIME	KM/H	TIME	KM/H	TIME	KM/H	
1 P				110.0	59.333		18:08:30

17 Albert LEGUTKO

LAP	SECTOR 1		SECTOR 2		SECTOR 3		TIME
	TIME	KM/H	TIME	KM/H	TIME	KM/H	
1		118.6	81.645	82.5	55.168	104.2	18:08:15
2	47.184	64.6	96.038	87.9	58.029	88.3	3:21.251
3	44.780	112.0	92.928	85.1	57.311	161.2	3:15.019
4	26.426	128.3	57.075	153.9	37.781	161.6	2:01.282
5	26.459	126.4	56.180	156.8	37.495	161.9	2:00.134
6	26.704	128.4	56.439	157.6	37.551	161.5	2:00.694
7	26.512	128.3	56.895	156.9	37.781	161.0	2:01.188
8	26.685	126.5	56.845	156.0	38.408	154.3	2:01.938
9	27.798	127.5	56.133	156.2	37.647	160.4	2:01.578
10	26.576	128.2	56.203	156.6	37.429	161.0	2:00.208
11	26.329	127.8	56.021	155.0	37.586	159.0	1:59.936
12	26.446	127.1	56.119	155.6	37.611	159.9	2:00.176

18 Tom PIALLAT

LAP	SECTOR 1		SECTOR 2		SECTOR 3		TIME
	TIME	KM/H	TIME	KM/H	TIME	KM/H	
1		115.8	83.912	75.8	54.381	84.2	18:08:18
2	47.531	57.0	95.483	82.8	58.924	73.1	3:21.938
3	44.802	103.0	92.070	80.3	57.229	161.7	3:14.101
4	27.191	128.8	56.079	157.5	38.024	162.5	2:01.294
5	26.740	129.8	56.024	158.6	38.093	161.9	2:00.857
6	26.268	129.4	55.563	157.2	37.211	162.9	1:59.042
7	26.193	128.6	55.977	157.5	37.900	162.1	2:00.070
8	26.474	128.9	57.584	152.2	39.068	163.5	2:03.126
9	26.819	126.8	56.223	158.1	37.712	162.7	2:00.754
10	26.610	129.0	57.051	150.1	39.464	161.4	2:03.125
11	26.616	128.5	56.999	152.8	38.037	161.2	2:01.652
12	26.637	127.0	55.944	157.8	38.668	158.1	2:01.249

FORMULA 1 MERCEDES-BENZ GROSSER PREIS VON DEUTSCHLAND 2019 - Hockenheim

Race 1 Sector Analysis

22 Samuel CHALIGNE

LAP	SECTOR 1		SECTOR 2		SECTOR 3		TIME
	TIME	KM/H	TIME	KM/H	TIME	KM/H	
1		107.1	84.774	86.8	54.154	84.8	18:08:19
2	47.676	56.3	95.501	82.9	58.717	73.8	3:21.894
3	44.704	108.7	92.639	82.2	56.965	161.2	3:14.308
4	27.113	129.0	57.084	153.1	38.152	161.1	2:02.349
5	26.559	128.9	56.158	157.6	37.853	162.1	2:00.570
6	26.570	129.6	56.242	155.6	38.354	162.8	2:01.166
7	26.450	129.0	56.103	157.2	37.706	160.9	2:00.259
8	26.417	129.4	55.985	158.3	37.946	163.3	2:00.348
9	26.639	127.9	56.192	156.7	37.673	161.9	2:00.504
10	26.848	127.9	56.340		39.222	163.0	2:02.410
11	26.812	127.9	56.646	154.7	38.659	163.1	2:02.117
12	26.763	127.9	55.874	157.5	38.617	162.7	2:01.254

31 Karol URBANIAK

LAP	SECTOR 1		SECTOR 2		SECTOR 3		TIME
	TIME	KM/H	TIME	KM/H	TIME	KM/H	
1		125.9	77.642	99.0	55.336	96.4	18:08:10
2	47.086	69.3	96.041	99.5	56.994	101.6	3:20.121
3	43.823	99.1	93.543	94.5	61.661	162.0	3:19.027
4	26.528	127.5	56.062	156.8	37.962	161.1	2:00.552
5	26.809	126.5	57.142	152.6	38.321	162.4	2:02.272
6	26.292	128.1	55.739	156.8	37.631	160.0	1:59.662
7	26.530	127.2	55.842	157.3	37.536	161.0	1:59.908
8	26.692	127.8	55.895	156.7	37.706	159.4	2:00.293
9	26.718	127.7	56.875	154.6	37.761	159.1	2:01.354
10	26.525	127.4	56.407	156.0	37.717	160.1	2:00.649
11	26.628	127.6	56.233	156.2	37.727	160.0	2:00.588
12	26.635	128.0	56.012	155.5	37.850	159.0	2:00.497

33 Daniel NYFFELER

LAP	SECTOR 1		SECTOR 2		SECTOR 3		TIME
	TIME	KM/H	TIME	KM/H	TIME	KM/H	
1		119.2	85.684	90.2	53.609	87.5	18:08:20
2	48.153	52.0	94.772	85.3	59.113	75.9	3:22.038
3	45.107	124.6	92.012	80.5	56.861	157.6	3:13.980
4	27.252	129.0	56.584	156.1	38.746	159.3	2:02.582
5	26.861	128.2	56.606	155.3	37.933	158.5	2:01.400
6	27.042	128.2	56.492	155.7	38.141	157.8	2:01.675
7	27.037	128.0	56.535	154.7	37.991	158.8	2:01.563
8	26.959	128.8	56.368	155.2	37.851	158.3	2:01.178
9	26.759	128.3	56.476	155.4	37.804	158.4	2:01.039
10	26.860	127.6	56.403	155.2	38.148	159.7	2:01.411
11	26.880	127.9	56.421	155.2	37.753	159.8	2:01.054
12	26.743	128.2	56.419	155.5	37.770	159.3	2:00.932

41 Aaron THOMPSON

LAP	SECTOR 1		SECTOR 2		SECTOR 3		TIME
	TIME	KM/H	TIME	KM/H	TIME	KM/H	
1		126.3	77.867	92.5	54.924	100.9	18:08:10
2	47.360	69.5	96.125	95.2	57.631	100.2	3:21.116
3	43.097	102.7	93.463	113.0	61.302	161.7	3:17.862
4	27.092	127.3	58.438	155.6	37.754	161.7	2:03.284
5	27.006	129.8	56.251	156.0	37.630	161.4	2:00.887
6	26.746	128.1	56.551	155.6	37.623	160.2	2:00.920
7	26.664	127.4	56.985	153.8	38.252	160.2	2:01.901
8	26.614	127.9	56.861	154.4	37.934	159.2	2:01.409
9	27.192	127.5	56.572	154.7	37.813	158.8	2:01.577
10	26.733	127.9	57.216	153.2	38.584	158.4	2:02.533
11	26.917	127.8	56.623	154.0	37.703	159.0	2:01.243
12	26.844	127.5	56.843	156.0	39.475	157.1	2:03.162

FORMULA 1 MERCEDES-BENZ GROSSER PREIS VON DEUTSCHLAND 2019 - Hockenheim

Race 1 Sector Analysis

44 Veenesh SHUNKER

LAP	SECTOR 1		SECTOR 2		SECTOR 3		TIME
	TIME	KM/H	TIME	KM/H	TIME	KM/H	
1		116.9	83.327	79.0	54.681	85.2	18:08:18
2	47.328	56.5	95.656	84.7	58.722	76.9	3:21.706
3	44.757	109.5	92.082	82.6	57.940	161.8	3:14.779
4	27.130	129.5	56.047	158.1	38.004	162.1	2:01.181
5	26.831	130.0	55.977		38.859	158.4	2:01.667
6	27.026	130.4	56.944	148.9	38.762	161.5	2:02.732
7	26.663	129.2	56.130	158.4	37.765	160.1	2:00.558
8	26.625	130.2	55.648	159.2	37.781	161.5	2:00.054
9	26.855	130.4	56.060	158.3	37.636	161.9	2:00.551
10	27.093	129.7	56.072	153.7	39.427	162.9	2:02.592
11	26.641	129.1	56.592	156.0	38.758	161.5	2:01.991
12	26.848	127.3	55.965	156.8	38.411	161.7	2:01.224

55 Kevin LANDWEHR

LAP	SECTOR 1		SECTOR 2		SECTOR 3		TIME
	TIME	KM/H	TIME	KM/H	TIME	KM/H	

48 David POUGET

LAP	SECTOR 1		SECTOR 2		SECTOR 3		TIME
	TIME	KM/H	TIME	KM/H	TIME	KM/H	
1		126.4	77.424	93.8	55.355	99.9	18:08:09
2	46.759	73.0	96.312	98.7	57.201	98.6	3:20.272
3	43.724	97.6	94.059	87.1	61.601	162.5	3:19.384
4	26.439	128.9	56.953	157.3	37.576	163.1	2:00.968
5	27.244	130.1	56.586	151.2	37.722	161.3	2:01.552
6	26.283	129.8	55.419	156.4	37.456	162.0	1:59.158
7	26.186	129.8	55.476	158.5	37.410	163.0	1:59.072
8	26.314	129.8	55.444	158.3	37.420	162.1	1:59.178
9	26.268	130.3	55.292	158.3	37.341	163.6	1:58.901
10	26.327	129.9	55.267	157.5	37.361	163.9	1:58.955
11	26.333	129.3	55.444	156.8	37.409	162.7	1:59.186
12	26.284	130.2	55.612	157.6	37.492	162.4	1:59.388

66 Szymon JABLONSKI

LAP	SECTOR 1		SECTOR 2		SECTOR 3		TIME
	TIME	KM/H	TIME	KM/H	TIME	KM/H	
1		126.1	80.613	78.8	55.216	101.1	18:08:15
2	47.056	61.9	95.708	91.7	58.088	83.7	3:20.852
3	43.711	117.2	94.263	88.6	57.647	161.1	3:15.621
4	26.561	128.4	56.499	155.1	37.613	160.0	2:00.673
5	26.558	127.6	56.316	156.0	37.893	159.5	2:00.767
6	27.016	127.4	56.130	156.4	37.595	160.7	2:00.741
7	26.724	123.2	56.664	156.6	37.730	158.8	2:01.118
8	26.424	127.2	56.404	154.7	37.591	158.1	2:00.419
9	26.668	127.7	56.567	155.8	37.599	158.3	2:00.834
10	26.649	126.9	56.225	156.1	37.550	160.6	2:00.424
11	26.704	128.0	56.477	154.0	37.676	158.4	2:00.857
12	26.691	126.0	56.401	155.5	37.565	159.0	2:00.657

FORMULA 1 MERCEDES-BENZ GROSSER PREIS VON DEUTSCHLAND 2019 - Hockenheim

Race 1 Sector Analysis

72 Kevin JIMENEZ

LAP	SECTOR 1		SECTOR 2		SECTOR 3		TIME
	TIME	KM/H	TIME	KM/H	TIME	KM/H	
1			80.048	82.1	55.631	99.4	18:08:13
2	47.127	67.8	95.458	95.7	58.290	84.6	3:20.875
3	43.097	115.1	93.597	90.7	59.301	161.5	3:15.995
4	26.696	128.3	56.306	156.4	37.477	162.0	2:00.479
5	26.609	128.3	56.236	156.2	38.674	160.4	2:01.519
6	26.691	127.5	56.177	155.7	37.822	159.4	2:00.690
7	26.788	126.0	56.622	155.3	38.200	161.7	2:01.610
8	27.213	126.3	56.046	156.0	38.729	154.9	2:01.988
9	26.881	128.1	56.205	155.5	37.682	160.5	2:00.768
10	26.733	128.2	57.200	155.9	37.855	158.4	2:01.788
11	26.730	127.8	56.049	155.1	37.581	160.6	2:00.360
12	26.999	127.9	55.911	155.9	37.701	160.0	2:00.611

77 Luke WARR

LAP	SECTOR 1		SECTOR 2		SECTOR 3		TIME	
	TIME	KM/H	TIME	KM/H	TIME	KM/H		
1			112.6	85.773	87.1	53.842	81.4	18:08:21
2	48.366	50.6	94.113	90.4	59.293	72.8	3:21.772	
3	45.707	121.8	91.307	81.0	57.242	159.5	3:14.256	
4	27.355	126.8	57.140	150.4	38.449	160.1	2:02.944	
5	27.110	126.7	56.809	154.2	38.233	159.3	2:02.152	
6	26.915	127.4	57.421	150.2	38.659	159.6	2:02.995	
7	27.130	126.0	56.897	153.4	38.422	157.6	2:02.449	
8	27.348	125.6	56.885	154.5	38.441	158.1	2:02.674	
9	27.065	126.6	56.411	154.9	38.617	157.4	2:02.093	
10	27.083	126.7	56.633	155.1	38.681	159.7	2:02.397	
11	26.967	127.2	57.536	154.0	38.084	159.7	2:02.587	
12	27.182	121.9	56.980	154.7	38.148	159.7	2:02.310	

95 Saetta MCQUEEN

LAP	SECTOR 1		SECTOR 2		SECTOR 3		TIME	
	TIME	KM/H	TIME	KM/H	TIME	KM/H		
1			119.7	86.087	97.7	53.642	81.2	18:08:22
2	48.631	49.4	93.982	92.8	59.205	74.6	3:21.818	
3	45.688	117.7	91.483	88.3	58.240	156.1	3:15.411	
4	28.185	127.3	57.266	150.5	39.862	158.5	2:05.313	
5	27.686	128.1	56.974	151.8	39.220	158.8	2:03.880	
6	27.470	129.5	57.044	153.5	38.635	160.0	2:03.149	
7	27.268	127.4	56.740	155.0	38.182	159.6	2:02.190	
8	27.116	128.3	56.477	154.7	38.322	159.6	2:01.915	
9	27.302	128.9	56.560	154.5	38.003	161.1	2:01.865	
10	26.718	128.2	56.284	154.4	38.544	160.6	2:01.546	
11	26.981	127.5	56.394	152.6	38.226	159.4	2:01.601	
12	26.946	127.8	56.494	155.0	38.038	160.6	2:01.478	

99 Aif AHRENS

LAP	SECTOR 1		SECTOR 2		SECTOR 3		TIME	
	TIME	KM/H	TIME	KM/H	TIME	KM/H		
1			121.8	82.174	82.1	55.154	91.8	18:08:16
2	47.007	59.4	96.265	83.6	58.579	84.7	3:21.851	
3	44.796	111.5	91.938	87.6	57.896	159.0	3:14.630	
4	27.540	124.4	56.546	156.0	37.831	161.0	2:01.917	
5	26.702	126.9	56.211	156.8	37.751	162.3	2:00.664	
6	26.640	127.4	56.447	157.1	37.763	161.2	2:00.850	
7	26.523	127.8	56.136	157.6	37.747	162.6	2:00.406	
8	26.668	127.8	56.571	157.1	38.603	161.3	2:01.842	
9	27.058	124.1	56.402	157.8	37.715	162.5	2:01.175	
10	26.633	128.8	56.723	152.5	46.402	159.5	2:09.758	
11	26.921	127.4	56.141	155.7	37.815	160.5	2:00.877	
12	26.695	128.6	56.047	156.6	37.705	159.8	2:00.447	

CLIO CUP

OPEN

FORMULA 1 MERCEDES-BENZ GROSSER PREIS VON DEUTSCHLAND 2019 - Hockenheim

Race 1 History Chart

LAP 1	GAP	TIME	LAP 2	GAP	TIME	LAP 3	GAP	TIME	LAP 4	GAP	TIME	LAP 5	GAP	TIME
1		2:42.845	1		3:21.006	1		3:21.151	1		1:59.477	1		1:59.313
4	0.839	2:43.684	4	0.809	3:20.976	4	0.674	3:21.016	4	0.703	1:59.506	4	0.850	1:59.460
5	1.457	2:44.302	5	1.564	3:21.113	5	1.185	3:20.772	5	1.274	1:59.566	5	1.497	1:59.536
11	2.113	2:44.958	11	2.100	3:20.993	11	1.488	3:20.539	11	1.668	1:59.657	9	2.191	1:59.533
9	3.572	2:46.417	9	2.990	3:20.424	9	1.900	3:20.061	9	1.971	1:59.548	11	2.524	2:00.169
48	4.841	2:47.686	48	4.107	3:20.272	48	2.340	3:19.384	31	3.746	2:00.552	12	4.626	1:59.981
31	5.680	2:48.525	31	4.795	3:20.121	31	2.671	3:19.027	48	3.831	2:00.968	48	6.070	2:01.552
41	6.061	2:48.906	41	6.171	3:21.116	41	2.882	3:17.862	12	3.958	2:00.410	31	6.705	2:02.272
12	7.561	2:50.406	12	7.412	3:20.857	12	3.025	3:16.764	3	4.566	2:00.690	3	6.869	2:01.616
3	8.351	2:51.196	3	8.418	3:21.073	3	3.353	3:16.086	72	5.026	2:00.479	72	7.232	2:01.519
72	9.311	2:52.156	72	9.180	3:20.875	72	4.024	3:15.995	66	5.955	2:00.673	66	7.409	2:00.767
66	10.443	2:53.288	66	10.289	3:20.852	66	4.759	3:15.621	41	6.689	2:03.284	17	7.850	2:00.134
17	11.111	2:53.956	17	11.356	3:21.251	17	5.224	3:15.019	17	7.029	2:01.282	41	8.263	2:00.887
99	12.195	2:55.040	99	13.040	3:21.851	99	6.519	3:14.630	8	8.403	2:01.053	8	9.508	2:00.418
8	12.823	2:55.668	8	13.502	3:21.685	8	6.827	3:14.476	99	8.959	2:01.917	99	10.310	2:00.664
44	13.480	2:56.325	44	14.180	3:21.706	44	7.808	3:14.779	44	9.512	2:01.181	18	11.309	2:00.857
18	14.066	2:56.911	18	14.998	3:21.938	18	7.948	3:14.101	18	9.765	2:01.294	44	11.866	2:01.667
22	15.021	2:57.866	22	15.909	3:21.894	22	9.066	3:14.308	10	11.333	2:01.345	10	12.376	2:00.356
10	15.618	2:58.463	10	16.583	3:21.971	10	9.465	3:14.033	22	11.938	2:02.349	22	13.195	2:00.570
33	16.273	2:59.118	33	17.305	3:22.038	33	10.134	3:13.980	33	13.239	2:02.582	33	15.326	2:01.400
77	17.081	2:59.926	77	17.847	3:21.772	77	10.952	3:14.256	77	14.419	2:02.944	77	17.258	2:02.152
95	17.686	3:00.531	95	18.498	3:21.818	95	12.758	3:15.411	95	18.594	2:05.313	95	23.161	2:03.880
14	PIT	3:09.220												

CLIO CUP

OPEN

FORMULA 1 MERCEDES-BENZ GROSSER PREIS VON DEUTSCHLAND 2019 - Hockenheim

Race 1 History Chart

LAP 6	GAP	TIME	LAP 7	GAP	TIME	LAP 8	GAP	TIME	LAP 9	GAP	TIME	LAP 10	GAP	TIME
1		1:58.976	1		1:58.986	1		1:58.777	1		1:58.602	1		1:58.715
4	1.023	1:59.149	4	1.249	1:59.212	4	1.496	1:59.024	4	2.148	1:59.254	4	2.615	1:59.182
5	1.933	1:59.412	5	2.548	1:59.601	11	3.886	1:59.545	11	4.500	1:59.216	11	4.922	1:59.137
9	2.222	1:59.007	9	2.806	1:59.570	5	4.275	2:00.504	5	5.075	1:59.402	5	5.758	1:59.398
11	2.876	1:59.328	11	3.118	1:59.228	9	4.539	2:00.510	9	5.307	1:59.370	9	5.995	1:59.403
12	4.904	1:59.254	12	5.225	1:59.307	12	5.971	1:59.523	12	6.615	1:59.246	12	6.761	1:58.861
48	6.252	1:59.158	48	6.338	1:59.072	48	6.739	1:59.178	48	7.038	1:58.901	48	7.278	1:58.955
31	7.391	1:59.662	31	8.313	1:59.908	31	9.829	2:00.293	31	12.581	2:01.354	31	14.515	2:00.649
3	7.625	1:59.732	3	8.650	2:00.011	3	10.008	2:00.135	3	12.756	2:01.350	3	15.033	2:00.992
72	8.946	2:00.690	66	11.306	2:01.118	66	12.948	2:00.419	66	15.180	2:00.834	66	16.889	2:00.424
66	9.174	2:00.741	72	11.570	2:01.610	72	14.781	2:01.988	72	16.947	2:00.768	8	18.702	1:59.927
17	9.568	2:00.694	17	11.770	2:01.188	17	14.931	2:01.938	8	17.490	2:01.036	17	19.400	2:00.208
41	10.207	2:00.920	8	12.220	2:00.640	8	15.056	2:01.613	17	17.907	2:01.578	72	20.020	2:01.788
8	10.566	2:00.034	18	12.459	2:00.070	41	15.754	2:01.409	41	18.729	2:01.577	41	22.547	2:02.533
18	11.375	1:59.042	41	13.122	2:01.901	99	16.669	2:01.842	18	18.960	2:00.754	10	23.092	2:02.261
99	12.184	2:00.850	99	13.604	2:00.406	18	16.808	2:03.126	99	19.242	2:01.175	18	23.370	2:03.125
10	14.757	2:01.357	10	15.971	2:00.200	10	17.847	2:00.653	10	19.546	2:00.301	22	23.826	2:02.410
22	15.385	2:01.166	22	16.658	2:00.259	22	18.229	2:00.348	22	20.131	2:00.504	44	24.297	2:02.592
44	15.622	2:02.732	44	17.194	2:00.558	44	18.471	2:00.054	44	20.420	2:00.551	33	28.136	2:01.411
33	18.025	2:01.675	33	20.602	2:01.563	33	23.003	2:01.178	33	25.440	2:01.039	99	30.285	2:09.758
77	21.277	2:02.995	77	24.740	2:02.449	77	28.637	2:02.674	77	32.128	2:02.093	77	35.810	2:02.397
95	27.334	2:03.149	95	30.538	2:02.190	95	33.676	2:01.915	95	36.939	2:01.865	95	39.770	2:01.546

CLIO CUP

OPEN

FORMULA 1 MERCEDES-BENZ GROSSER PREIS VON DEUTSCHLAND 2019 - Hockenheim

Race 1 History Chart

LAP 11	GAP	TIME	LAP 12	GAP	TIME
1		1:59.078	1		1:59.376
4	2.728	1:59.191	4	2.902	1:59.550
11	5.217	1:59.373	11	5.179	1:59.338
5	6.122	1:59.442	5	6.528	1:59.782
9	6.404	1:59.487	9	6.642	1:59.614
12	6.810	1:59.127	12	7.017	1:59.583
48	7.386	1:59.186	48	7.398	1:59.388
31	16.025	2:00.588	31	17.146	2:00.497
66	18.668	2:00.857	66	19.949	2:00.657
8	19.745	2:00.121	8	20.260	1:59.891
3	20.031	2:04.076	17	21.058	2:00.176
17	20.258	1:59.936	72	22.537	2:00.611
72	21.302	2:00.360	3	27.734	2:07.079
41	24.712	2:01.243	18	27.817	2:01.249
18	25.944	2:01.652	10	27.897	2:00.730
10	26.543	2:02.529	41	28.498	2:03.162
22	26.865	2:02.117	22	28.743	2:01.254
44	27.210	2:01.991	44	29.058	2:01.224
33	30.112	2:01.054	33	31.668	2:00.932
99	32.084	2:00.877	99	33.155	2:00.447
77	39.319	2:02.587	77	42.253	2:02.310
95	42.293	2:01.601	95	44.395	2:01.478

CLIO CUP

OPEN

FORMULA 1 MERCEDES-BENZ GROSSER PREIS VON DEUTSCHLAND 2019 - Hockenheim

Race 2 Provisional Classification after 13 Laps - 59.462 km

NO	DRIVER	NAT	TEAM	LAPS	TIME	GAP	INT	KM/H	FASTEST	ON
1	1 Jack YOUNG		EDDIE STOBART RACING	13	27:58.059			127.565	1:58.062	7
2	9 Andreas STUCKI		ECURIE BASILISK	13	28:02.014	3.955	3.955	127.266	1:58.171	4
3	11 Tomas PEKAR		CARPEK SERVICE	13	28:02.375	4.316	0.361	127.238	1:58.138	4
4	5 Ben COLBURN		WEST BOURNE MOTORSPORT	13	28:07.786	9.727	5.411	126.830	1:58.178	4
5	48 David POUGET		GPA RACING	13	28:07.967	9.908	0.181	126.817	1:57.982	4
6	72 Kevin JIMENEZ		GPA RACING	13	28:08.364	10.305	0.397	126.787	1:58.709	8
7	3 James COLBURN		WEST BOURNE MOTORSPORT	13	28:13.605	15.546	5.241	126.394	1:59.147	6
8	66 Szymon JABLONSKI		BM RACING TEAM	13	28:16.905	18.846	3.300	126.149	1:59.137	4
9	8 Marius RAUER		TEAM BLEEKEMOLEN	13	28:17.283	19.224	0.378	126.121	1:59.298	10
10	14 Guillaume PLUBEL		GPA RACING	13	28:17.486	19.427	0.203	126.106	1:58.867	7
11	22 Samuel CHALIGNE		SC SPORT	13	28:23.355	25.296	5.869	125.671	1:59.446	6
12	18 Tom PIALLAT		GPA RACING	13	28:25.024	26.965	1.669	125.548	1:58.995	6
13	44 Veenesh SHUNKER		CARPEK SERVICE	13	28:25.535	27.476	0.511	125.510	1:59.079	10
14	99 Alf AHRENS		AHRENS RACING TEAM	13	28:26.292	28.233	0.757	125.455	1:59.504	11
15	33 Daniel NYFFELER		EQUIPE BERNOISE	13	28:31.038	32.979	4.746	125.107	1:59.566	8
16	77 Luke WARR		SPECIALIZED	13	28:40.845	42.786	9.807	124.394	2:00.411	8
17	31 Karol URBANIAK		BM RACING TEAM	13	28:55.596	57.537	14.751	123.336	1:59.397	3
18	41 Aaron THOMPSON		WEST BOURNE MOTORSPORT	9	20:57.281	DNF		117.871	1:59.654	5

NOT CLASSIFIED

17	Albert LEGUTKO		ADAC BERLIN-BRANDENBURG e.V.	4	10:51.953	DNF		101.028	2:01.149	3
10	Tyler LIDSEY		M.R.M.	3	8:25.072	DNF		97.806	2:01.642	3
95	Saetta MCQUEEN		TEAM MC MOTORTECNICA	1	3:15.636	DNF		84.168		
12	Brett LIDSEY		M.R.M.	1	3:16.650	DNF		83.734		
4	James ROSS		BOB ROSS RACING	0		DNF				

FASTEST LAP

48	David POUGET		GPA RACING		1:57.982	on lap 4		139.567		
----	--------------	--	------------	--	----------	----------	--	---------	--	--

Timekeeper:

© 2019 Formula One World Championship Limited

No part of these results/data may be reproduced, stored in a retrieval system or transmitted in any form or by any means electronic, mechanical, photocopying, recording, broadcasting or otherwise without prior permission of the copyright holder except for reproduction in local/national/international daily press and regular printed publications on sale to the public within 90 days of the event to which the results/data relate and provided that the copyright symbol and name of copyright owner appears.

CLIO CUP

OPEN

FORMULA 1 MERCEDES-BENZ GROSSER PREIS VON DEUTSCHLAND 2019 - Hockenheim

Race 2 Final Classification after 13 Laps - 59.462 km

NO	DRIVER	NAT	TEAM	LAPS	TIME	GAP	INT	KM/H	FASTEST	ON
1	9 Andreas STUCKI		ECURIE BASILISK	13	28:02.014			127.266	1:58.171	4
2	11 Tomas PEKAR		CARPEK SERVICE	13	28:02.375	0.361	0.361	127.238	1:58.138	4
3	5 Ben COLBURN		WEST BOURNE MOTORSPORT	13	28:07.786	5.772	5.411	126.830	1:58.178	4
4	48 David POUGET		GPA RACING	13	28:07.967	5.953	0.181	126.817	1:57.982	4
5	72 Kevin JIMENEZ		GPA RACING	13	28:08.364	6.350	0.397	126.787	1:58.709	8
6	3 James COLBURN		WEST BOURNE MOTORSPORT	13	28:13.605	11.591	5.241	126.394	1:59.147	6
7	66 Szymon JABLONSKI		BM RACING TEAM	13	28:16.905	14.891	3.300	126.149	1:59.137	4
8	8 Marius RAUER		TEAM BLEEKEMOLEN	13	28:17.283	15.269	0.378	126.121	1:59.298	10
9	99 Alf AHRENS		AHRENS RACING TEAM	13	28:26.292	24.278	9.009	125.455	1:59.504	11
10	1 Jack YOUNG *		EDDIE STOBART RACING	13	28:28.059	26.045	1.767	125.325	1:58.062	7
11	33 Daniel NYFFELER		EQUIPE BERNOISE	13	28:31.038	29.024	2.979	125.107	1:59.566	8
12	77 Luke WARR		SPECIALIZED	13	28:40.845	38.831	9.807	124.394	2:00.411	8
13	14 Guillaume PLUBEL *		GPA RACING	13	28:47.486	45.472	6.641	123.916	1:58.867	7
14	22 Samuel CHALIGNE *		SC SPORT	13	28:53.355	51.341	5.869	123.496	1:59.446	6
15	18 Tom PIALLAT *		GPA RACING	13	28:55.024	53.010	1.669	123.377	1:58.995	6
16	44 Veenesh SHUNKER *		CARPEK SERVICE	13	28:55.535	53.521	0.511	123.341	1:59.079	10
17	31 Karol URBANIAK *		BM RACING TEAM	13	29:25.596	83.582	30.061	121.241	1:59.397	3
18	41 Aaron THOMPSON *		WEST BOURNE MOTORSPORT	9	21:57.281	DNF		112.502	1:59.654	5

NOT CLASSIFIED

17	Albert LEGUTKO *		ADAC BERLIN-BRANDENBURG e.V.	4	11:21.953	DNF		96.583	2:01.149	3
10	Tyler LIDSEY		M.R.M.	3	8:25.072	DNF		97.806	2:01.642	3
95	Saetta MCQUEEN		TEAM MC MOTORTECNICA	1	3:15.636	DNF		84.168		
12	Brett LIDSEY		M.R.M.	1	3:16.650	DNF		83.734		
4	James ROSS		BOB ROSS RACING	0		DNF				

FASTEST LAP

48	David POUGET		GPA RACING		1:57.982	on lap 4		139.567		
----	--------------	--	------------	--	----------	----------	--	---------	--	--

* PENALTIES

Cars 1, 14, 22, 41, 44 & 31 - 30 second time penalties - Failing to observe a drive-through penalty - Stewards' decision nos. 6, 7, 8, 9, 10 & 11

Cars 17, 18 & 41 - 30 second time penalties - Causing a collision - Stewards' decision nos. 12, 13 & 14

Timekeeper:

© 2019 Formula One World Championship Limited

No part of these results/data may be reproduced, stored in a retrieval system or transmitted in any form or by any means electronic, mechanical, photocopying, recording, broadcasting or otherwise without prior permission of the copyright holder except for reproduction in local/national/international daily press and regular printed publications on sale to the public within 90 days of the event to which the results/data relate and provided that the copyright symbol and name of copyright owner appears.

CLIO CUP

OPEN

FORMULA 1 MERCEDES-BENZ GROSSER PREIS VON DEUTSCHLAND 2019 - Hockenheim

Race 2 Maximum Speeds

SPEED TRAP		KM/H	FINISH LINE		KM/H	INTERMEDIATE 1		KM/H	INTERMEDIATE 2		KM/H
1	9 A. STUCKI	212.9	22 S. CHALIGNE	164.8	48 D. POUGET	131.5	48 D. POUGET	159.7			
2	22 S. CHALIGNE	211.9	9 A. STUCKI	164.7	9 A. STUCKI	131.4	9 A. STUCKI	159.1			
3	48 D. POUGET	211.8	18 T. PIALLAT	164.2	11 T. PEKAR	130.8	11 T. PEKAR	159.0			
4	14 G. PLUBEL	211.5	14 G. PLUBEL	164.2	44 V. SHUNKER	130.8	44 V. SHUNKER	158.8			
5	99 A. AHRENS	210.8	48 D. POUGET	164.1	72 K. JIMENEZ	130.7	72 K. JIMENEZ	158.6			
6	66 S. JABLONSKI	210.6	72 K. JIMENEZ	163.9	5 B. COLBURN	130.5	5 B. COLBURN	158.2			
7	17 A. LEGUTKO	210.6	99 A. AHRENS	163.8	22 S. CHALIGNE	130.3	14 G. PLUBEL	158.2			
8	95 S. MCQUEEN	210.5	44 V. SHUNKER	163.6	14 G. PLUBEL	130.3	22 S. CHALIGNE	158.0			
9	10 T. LIDSEY	210.3	11 T. PEKAR	163.4	66 S. JABLONSKI	130.1	66 S. JABLONSKI	157.9			
10	72 K. JIMENEZ	209.8	17 A. LEGUTKO	163.4	99 A. AHRENS	130.0	18 T. PIALLAT	157.6			
11	8 M. RAUER	209.8	5 B. COLBURN	163.2	33 D. NYFFELER	129.8	99 A. AHRENS	157.5			
12	41 A. THOMPSON	209.7	8 M. RAUER	163.1	17 A. LEGUTKO	129.8	8 M. RAUER	157.5			
13	44 V. SHUNKER	209.5	66 S. JABLONSKI	163.1	18 T. PIALLAT	129.6	1 J. YOUNG	157.4			
14	31 K. URBANIAK	209.2	31 K. URBANIAK	162.9	31 K. URBANIAK	129.0	31 K. URBANIAK	157.4			
15	18 T. PIALLAT	209.0	41 A. THOMPSON	162.7	1 J. YOUNG	128.9	3 J. COLBURN	157.3			
16	3 J. COLBURN	208.8	77 L. WARR	162.6	12 B. LIDSEY	128.9	17 A. LEGUTKO	157.0			
17	5 B. COLBURN	208.7	1 J. YOUNG	162.6	3 J. COLBURN	128.9	41 A. THOMPSON	156.9			
18	11 T. PEKAR	208.2	3 J. COLBURN	162.6	10 T. LIDSEY	128.8	33 D. NYFFELER	156.7			
19	77 L. WARR	207.6	10 T. LIDSEY	162.0	41 A. THOMPSON	128.8	77 L. WARR	156.1			
20	33 D. NYFFELER	205.9	33 D. NYFFELER	161.7	95 S. MCQUEEN	128.8	10 T. LIDSEY	151.2			
21	1 J. YOUNG	203.0			8 M. RAUER	128.2	95 S. MCQUEEN	91.8			
22	12 B. LIDSEY	201.2			77 L. WARR	128.1	12 B. LIDSEY	88.5			

CLIO CUP

OPEN

FORMULA 1 MERCEDES-BENZ GROSSER PREIS VON DEUTSCHLAND 2019 - Hockenheim

Race 2 Sector Analysis

1 Jack YOUNG

LAP	SECTOR 1		SECTOR 2		SECTOR 3		TIME
	TIME	KM/H	TIME	KM/H	TIME	KM/H	
1		127.6	68.285	84.4	72.747	73.9	9:37:35
2	47.858	85.9	93.176	71.0	60.295	162.2	3:21.329
3	26.071	128.2	55.480	157.3	36.997	162.4	1:58.548
4	25.854	128.7	55.587	157.4	37.147	160.7	1:58.588
5	25.896	128.3	55.882	157.3	36.955	162.0	1:58.733
6	25.829	128.8	55.849	157.2	36.815	162.3	1:58.493
7	25.729	128.7	55.548	157.2	36.785	162.6	1:58.062
8	25.814	128.8	55.484	157.4	36.878	162.3	1:58.176
9	25.781	128.8	55.538	157.1	36.880	161.7	1:58.199
10	25.753	128.6	55.634	156.7	36.965	161.2	1:58.352
11	25.863	128.9	55.472	156.6	37.032	161.8	1:58.367
12	25.904	128.4	55.514	156.7	37.092	162.0	1:58.510
13	25.947	128.5	55.548	157.2	37.164	157.6	1:58.659

3 James COLBURN

LAP	SECTOR 1		SECTOR 2		SECTOR 3		TIME
	TIME	KM/H	TIME	KM/H	TIME	KM/H	
1		126.7	70.062	70.0	72.880	74.7	9:37:40
2	47.902	84.4	92.455	83.4	59.158	162.6	3:19.515
3	26.422	128.7	55.684	157.3	37.252	161.7	1:59.358
4	26.216	128.2	55.644	156.8	37.368	160.4	1:59.228
5	26.266	128.8	55.665	156.2	37.420	160.6	1:59.351
6	26.150	128.9	55.738	156.2	37.259	162.2	1:59.147
7	26.298	128.6	55.808	155.7	37.251	160.7	1:59.357
8	26.170	128.7	55.837	156.0	37.336	161.7	1:59.343
9	26.340	128.5	55.967	154.6	37.349	160.5	1:59.656
10	26.491	128.5	56.017	154.9	37.416	160.7	1:59.924
11	26.281	128.4	56.118	154.9	37.334	161.3	1:59.733
12	26.359	127.2	56.049	154.5	37.393	160.9	1:59.801
13	26.445	127.3	56.199	155.6	37.595	159.3	2:00.239

4 James ROSS

LAP	SECTOR 1		SECTOR 2		SECTOR 3		TIME
	TIME	KM/H	TIME	KM/H	TIME	KM/H	

5 Ben COLBURN

LAP	SECTOR 1		SECTOR 2		SECTOR 3		TIME
	TIME	KM/H	TIME	KM/H	TIME	KM/H	
1		127.9	70.415	79.5	72.643	69.0	9:37:38
2	48.033	82.9	92.615	77.4	59.799	163.2	3:20.447
3	26.260	129.4	55.340	157.9	37.188	162.8	1:58.788
4	25.980	130.0	55.132	158.2	37.066	162.6	1:58.178
5	25.979	129.2	55.513	157.4	37.174	161.9	1:58.666
6	26.021	129.5	55.483	157.1	37.147	162.8	1:58.651
7	26.033	129.8	55.463	157.2	37.125	161.0	1:58.621
8	26.205	130.1	55.353	157.2	37.251	161.0	1:58.809
9	26.215	130.1	55.604	155.9	37.342	158.4	1:59.161
10	26.593	130.2	56.377	154.3	37.762	161.1	2:00.732
11	26.259	130.0	55.733	156.2	37.275	161.0	1:59.267
12	26.274	130.5	55.893	156.6	37.134	161.1	1:59.301
13	26.176	129.6	56.254	156.9	37.569	160.8	1:59.999

CLIO CUP

OPEN

FORMULA 1 MERCEDES-BENZ GROSSER PREIS VON DEUTSCHLAND 2019 - Hockenheim

Race 2 Sector Analysis

8 Marius RAUER

LAP	SECTOR 1		SECTOR 2		SECTOR 3		TIME
	TIME	KM/H	TIME	KM/H	TIME	KM/H	
1		124.5	70.456	76.5	72.987	76.2	9:37:41
2	47.981	80.7	92.346	83.9	59.033	162.1	3:19.360
3	26.434	128.0	56.090	153.9	37.608	162.4	2:00.132
4	26.510	126.5	55.782	155.5	37.259	162.2	1:59.551
5	26.518	127.5	55.759	155.5	37.389	162.0	1:59.666
6	26.183	126.8	55.904	155.6	37.232	161.8	1:59.319
7	26.104	127.2	55.805	155.9	37.776	163.1	1:59.685
8	26.366	127.9	55.708	156.0	37.483	162.3	1:59.557
9	26.152	127.2	56.575	157.5	37.423	162.3	2:00.150
10	26.282	128.2	55.755	157.2	37.261	161.7	1:59.298
11	26.284	127.4	56.060	155.0	37.569	160.8	1:59.913
12	26.232	126.8	56.092	155.8	38.059	161.4	2:00.383
13	26.303	127.7	56.201	156.9	37.655	162.0	2:00.159

9 Andreas STUCKI

LAP	SECTOR 1		SECTOR 2		SECTOR 3		TIME
	TIME	KM/H	TIME	KM/H	TIME	KM/H	
1		128.7	70.267	80.2	72.233	72.9	9:37:37
2	48.130	80.7	92.893	76.9	59.905	164.0	3:20.928
3	26.332	130.1	55.232	158.0	37.193	161.3	1:58.757
4	26.040	130.4	55.030	158.6	37.101	164.0	1:58.171
5	25.897	130.3	55.243	159.1	37.137	164.7	1:58.277
6	25.982	130.8	55.421	158.3	37.342	163.0	1:58.745
7	26.108	130.0	55.173	158.4	37.057	163.8	1:58.338
8	26.062	129.8	55.179	157.7	37.153	163.3	1:58.394
9	26.018	130.2	55.092	158.3	37.178	163.3	1:58.288
10	26.122	130.0	55.201	158.5	37.239	163.4	1:58.562
11	26.147	130.8	55.962	157.2	37.066	162.6	1:59.175
12	26.297	130.9	55.474	157.6	37.283	162.7	1:59.054
13	26.318	131.4	55.565	157.0	37.279	160.7	1:59.162

10 Tyler LIDSEY

LAP	SECTOR 1		SECTOR 2		SECTOR 3		TIME
	TIME	KM/H	TIME	KM/H	TIME	KM/H	
1		128.8	74.852	71.3	73.527	64.8	9:37:49
2	48.138	95.2	89.674	110.5	56.946	162.0	3:14.758
3	26.971	128.8	56.923	151.2	37.748	161.5	2:01.642
	38.112	82.0					INCOMPLETE

11 Tomas PEKAR

LAP	SECTOR 1		SECTOR 2		SECTOR 3		TIME
	TIME	KM/H	TIME	KM/H	TIME	KM/H	
1		128.0	68.858	87.3	72.237	74.2	9:37:35
2	48.084	79.7	92.985	71.7	60.405	163.0	3:21.474
3	26.018	129.2	55.416	157.9	37.221	162.9	1:58.655
4	26.105	129.2	55.063	158.7	36.970	163.4	1:58.138
5	26.017	129.1	55.907	158.6	36.988	163.2	1:58.912
6	25.976	129.0	55.588	159.0	37.053	163.2	1:58.617
7	25.970	129.4	55.673	158.1	37.014	162.8	1:58.657
8	26.002	130.1	55.417	158.0	36.983	163.3	1:58.402
9	25.941	130.1	55.304	157.9	37.038	163.4	1:58.283
10	26.039	130.1	55.425	157.3	37.063	162.0	1:58.527
11	26.350	130.1	56.940	157.8	37.190	161.7	2:00.480
12	26.216	130.8	55.781	157.7	37.133	162.6	1:59.130
13	26.219	130.5	55.237	158.1	37.185	161.7	1:58.641

FORMULA 1 MERCEDES-BENZ GROSSER PREIS VON DEUTSCHLAND 2019 - Hockenheim

Race 2 Sector Analysis

12 Brett LIDSEY

LAP	SECTOR 1		SECTOR 2		SECTOR 3		TIME
	TIME	KM/H	TIME	KM/H	TIME	KM/H	
1 P		128.9	78.638	88.5	73.377		9:37:57

14 Guillaume PLUBEL

LAP	SECTOR 1		SECTOR 2		SECTOR 3		TIME
	TIME	KM/H	TIME	KM/H	TIME	KM/H	
1		124.4	72.088	79.2	73.068	79.3	9:37:43
2	47.486	85.7	92.197	80.0	58.536	163.3	3:18.219
3	26.233	129.6	56.080	156.6	38.079	163.9	2:00.392
4	26.186	128.9	56.245	158.2	37.185	163.3	1:59.616
5	26.275	129.0	56.108	157.6	37.284	164.2	1:59.667
6	26.215	129.8	56.550	152.9	37.304	162.3	2:00.069
7	26.112	129.1	55.597	157.4	37.158	163.4	1:58.867
8	25.948	129.4	55.808	157.7	37.305	163.8	1:59.061
9	26.174	130.3	56.304	157.3	37.435	163.4	1:59.913
10	26.521	128.9	55.604	157.9	37.261	163.5	1:59.386
11	26.312	127.9	56.053	155.3	39.192	161.9	2:01.557
12	26.077	129.3	55.897	156.4	37.392	162.8	1:59.366
13	26.119	129.5	55.756	156.3	37.565	161.8	1:59.440

17 Albert LEGUTKO

LAP	SECTOR 1		SECTOR 2		SECTOR 3		TIME
	TIME	KM/H	TIME	KM/H	TIME	KM/H	
1		127.8	74.644	88.7	66.814	80.2	9:37:52
2	47.879	122.5	89.409	121.1	55.914	161.7	3:13.202
3	27.059	129.8	56.088	157.0	38.002	163.4	2:01.149
4 P	35.949	113.8	60.069	149.1	50.015		2:26.033

18 Tom PIALLAT

LAP	SECTOR 1		SECTOR 2		SECTOR 3		TIME
	TIME	KM/H	TIME	KM/H	TIME	KM/H	
1		128.9	72.366	77.8	73.152	75.9	9:37:44
2	47.250	91.6	92.208	77.1	58.529	162.3	3:17.987
3	26.479	129.3	55.771	157.1	37.788	164.1	2:00.038
4	26.267	128.6	56.099	157.6	37.666	161.7	2:00.032
5	26.402	129.5	56.799	149.5	37.637	164.2	2:00.838
6	26.176	128.6	55.422	155.9	37.397	163.3	1:58.995
7	26.315	129.6	56.960	155.0	37.518	163.4	2:00.793
8	26.222	127.3	57.088	155.7	37.570	162.2	2:00.880
9	26.523	127.5	58.498	156.3	37.494	162.7	2:02.515
10	26.199	128.6	55.820	157.1	37.657	162.4	1:59.676
11	26.376	128.0	55.711	156.6	37.486	162.3	1:59.573
12	26.251	125.9	56.604	153.1	37.998	161.7	2:00.853
13	26.603	125.9	55.904	156.5	37.536	160.3	2:00.043

FORMULA 1 MERCEDES-BENZ GROSSER PREIS VON DEUTSCHLAND 2019 - Hockenheim

Race 2 Sector Analysis

22 Samuel CHALIGNE

LAP	SECTOR 1		SECTOR 2		SECTOR 3		TIME
	TIME	KM/H	TIME	KM/H	TIME	KM/H	
1		128.9	73.397	76.2	73.260	69.5	9:37:46
2	46.892	99.1	91.495	86.7	58.046	163.2	3:16.433
3	26.436	129.6	55.708	157.4	37.637	164.8	1:59.781
4	26.413	129.4	56.769	158.0	37.513	163.1	2:00.695
5	26.238	129.6	56.606	155.4	37.866	163.7	2:00.710
6	26.402	128.9	55.666	157.5	37.378	163.6	1:59.446
7	26.299	127.9	56.362	157.4	37.714	163.7	2:00.375
8	26.260	130.3	56.372	157.0	37.826	163.6	2:00.458
9	26.663	129.3	55.972	156.2	37.676	162.7	2:00.311
10	26.536	129.3	56.058	156.2	37.624	162.5	2:00.218
11	26.488	128.1	56.017	156.3	37.479	161.2	1:59.984
12	26.475	129.4	55.919	156.0	37.549	162.0	1:59.943
13	26.355	128.0	56.020	156.6	37.594	161.8	1:59.969

31 Karol URBANIAK

LAP	SECTOR 1		SECTOR 2		SECTOR 3		TIME
	TIME	KM/H	TIME	KM/H	TIME	KM/H	
1		127.8	74.697	74.6	73.587	72.2	9:37:48
2	48.225	103.8	89.682	93.6	57.078	162.9	3:14.985
3	26.447	128.3	55.612	157.4	37.338	162.8	1:59.397
4	26.342	129.0	56.243	157.0	37.148	162.6	1:59.733
5	26.217	128.7	56.517	151.5	37.373	162.1	2:00.107
6	26.310	127.3	55.823	157.0	37.513	162.0	1:59.646
7	26.197	128.9	56.404	155.5	37.293	160.7	1:59.894
8	26.031	128.3	59.326	151.2	39.662	157.0	2:05.019
9	27.537	124.1	57.927	151.3	38.550	156.7	2:04.014
10	27.926	126.0	57.491	151.7	38.887	157.2	2:04.304
11	28.548	123.5	58.169	149.3	40.187	152.1	2:06.904
12	28.222	122.8	58.415	151.2	39.755	155.3	2:06.392
13	27.503	124.8	59.453	150.3	41.074	142.4	2:08.030

33 Daniel NYFFELER

LAP	SECTOR 1		SECTOR 2		SECTOR 3		TIME
	TIME	KM/H	TIME	KM/H	TIME	KM/H	
1		125.1	76.180	75.7	73.487	73.1	9:37:51
2	47.647	108.0	89.790	105.8	56.782	160.0	3:14.219
3	27.840	123.7	56.550	155.7	38.188	161.7	2:02.578
4	26.697	128.3	56.561	153.0	38.210	161.0	2:01.468
5	26.894	128.2	56.243	156.7	37.839	160.6	2:00.976
6	26.345	129.2	57.160	153.1	37.295	160.7	2:00.800
7	26.507	129.0	56.503	155.2	37.347	160.7	2:00.357
8	26.230	129.8	56.036	155.3	37.300	160.4	1:59.566
9	26.461	128.3	55.997	156.0	37.795	158.5	2:00.253
10	26.941	128.3	56.199	155.4	37.530	159.7	2:00.670
11	26.351	128.4	56.138	155.9	37.477	160.1	1:59.966
12	26.510	127.5	56.281	155.3	37.522	160.4	2:00.313
13	26.341	126.6	56.223	155.8	37.490	160.0	2:00.054

41 Aaron THOMPSON

LAP	SECTOR 1		SECTOR 2		SECTOR 3		TIME
	TIME	KM/H	TIME	KM/H	TIME	KM/H	
1		126.8	70.269	76.4	73.015	72.2	9:37:40
2	48.014	86.3	92.346	80.8	59.015	162.7	3:19.375
3	26.453	128.8	56.933	152.1	37.604	161.6	2:00.990
4	26.297	125.7	56.356	156.5	37.475	160.5	2:00.128
5	26.195	126.8	56.201	156.9	37.258	162.6	1:59.654
6	26.250	128.5	56.836	153.0	37.569	161.5	2:00.655
7	26.605	128.1	57.648	154.6	37.442	161.7	2:01.695
8	26.083	127.8	56.557	154.3	37.496	160.5	2:00.136
9 P	26.947	126.8	70.066	112.9	58.173		2:35.186

CLIO CUP

OPEN

FORMULA 1 MERCEDES-BENZ GROSSER PREIS VON DEUTSCHLAND 2019 - Hockenheim

Race 2 Sector Analysis

44 Veenesh SHUNKER

LAP	SECTOR 1		SECTOR 2		SECTOR 3		TIME
	TIME	KM/H	TIME	KM/H	TIME	KM/H	
1		128.4	84.111	92.9	67.010	72.9	9:37:51
2	47.433	115.4	89.979	121.0	56.606	162.5	3:14.018
3	26.900	128.0	56.734	154.2	37.979	162.7	2:01.613
4	26.700	129.1	56.770	154.2	37.973	163.1	2:01.443
5	26.700	129.4	56.047	156.0	37.629	162.0	2:00.376
6	26.583	130.3	55.961	156.0	37.413	162.1	1:59.957
7	26.463	130.8	56.090	155.3	37.511	161.5	2:00.064
8	26.510	130.7	55.922	156.3	37.363	163.3	1:59.795
9	26.179	130.2	55.716	156.5	37.526	162.1	1:59.421
10	26.092	130.7	55.573	157.6	37.414	163.6	1:59.079
11	26.105	129.9	55.039	158.6	38.191	160.6	1:59.335
12	26.128	129.5	55.483	156.2	38.668	161.3	2:00.279
13	26.617	129.6	55.348	158.8	37.603	163.1	1:59.568

48 David POUGET

LAP	SECTOR 1		SECTOR 2		SECTOR 3		TIME
	TIME	KM/H	TIME	KM/H	TIME	KM/H	
1		128.5	69.136	86.6	72.491	68.6	9:37:36
2	47.859	85.7	92.938	69.7	60.143	164.0	3:20.940
3	26.213	128.9	55.357	158.0	37.200	162.7	1:58.770
4	25.946	130.1	54.981	158.1	37.055	164.1	1:57.982
5	25.952	128.8	55.782	158.4	37.008	163.8	1:58.742
6	25.987	130.1	55.600	159.7	37.085	163.4	1:58.672
7	25.944	130.1	58.280	157.6	37.290	163.3	2:01.514
8	25.976	130.8	55.219	157.7	36.927	164.0	1:58.122
9	25.876	131.3	55.304	158.1	37.145	162.7	1:58.325
10	26.897	131.1	55.963	152.1	38.438	153.1	2:01.298
11	26.365	131.1	55.295	158.4	37.111	162.4	1:58.771
12	26.286	131.5	55.919	157.7	37.167	162.1	1:59.372
13	26.295	131.4	56.117	157.5	37.513	161.2	1:59.925

66 Szymon JABLONSKI

LAP	SECTOR 1		SECTOR 2		SECTOR 3		TIME
	TIME	KM/H	TIME	KM/H	TIME	KM/H	
1		127.6	71.093	77.5	73.086	77.5	9:37:42
2	47.671	84.9	92.147	83.5	58.796	163.1	3:18.614
3	26.306	130.1	56.289	152.9	37.928	162.0	2:00.523
4	25.988	128.8	55.891	157.9	37.258	162.2	1:59.137
5	26.557	125.7	56.060	157.2	37.212	162.1	1:59.829
6	26.074	127.9	55.880	156.5	37.226	163.1	1:59.180
7	26.119	128.1	55.748	157.6	37.328	162.1	1:59.195
8	26.164	128.0	56.574	157.2	37.190	163.0	1:59.928
9	26.302	128.8	55.661	156.4	37.210	162.1	1:59.173
10	26.481	129.0	55.939	156.2	37.099	161.4	1:59.519
11	26.322	128.5	56.975	150.4	37.550	162.8	2:00.847
12	26.283	128.9	55.898	156.9	37.393	161.2	1:59.574
13	26.346	127.6	56.452	156.4	37.415	160.9	2:00.213

72 Kevin JIMENEZ

LAP	SECTOR 1		SECTOR 2		SECTOR 3		TIME
	TIME	KM/H	TIME	KM/H	TIME	KM/H	
1		127.9	69.756	73.3	72.824	72.5	9:37:39
2	47.802	80.0	92.652	76.9	59.682	163.9	3:20.136
3	26.273	130.1	55.438	158.6	37.095	163.2	1:58.806
4	26.283	130.0	55.547	156.9	37.217	162.3	1:59.047
5	26.285	130.4	55.646	157.1	37.423	162.4	1:59.354
6	26.244	130.2	55.876	156.1	37.235	162.4	1:59.355
7	26.010	130.7	55.583	157.0	37.155	161.9	1:58.748
8	26.259	130.4	55.336	157.4	37.114	162.8	1:58.709
9	26.312	130.4	55.520	156.4	37.240	162.3	1:59.072
10	26.422	130.5	55.738	155.5	37.337	161.3	1:59.497
11	26.173	130.1	55.435	156.5	37.147	163.0	1:58.755
12	26.255	130.6	55.396	157.1	37.237	161.8	1:58.888
13	26.234	129.7	56.084	157.2	37.525	161.6	1:59.843

CLIO CUP

OPEN

FORMULA 1 MERCEDES-BENZ GROSSER PREIS VON DEUTSCHLAND 2019 - Hockenheim

Race 2 Sector Analysis

77 Luke WARR

LAP	SECTOR 1		SECTOR 2		SECTOR 3		TIME
	TIME	KM/H	TIME	KM/H	TIME	KM/H	
1		126.4	74.662	77.2	73.414	73.5	9:37:49
2	48.359	106.0	89.341	96.1	57.666	161.3	3:15.366
3	26.863	126.7	57.402	153.1	38.228	162.6	2:02.493
4	26.698	127.7	57.033	153.1	37.897	160.6	2:01.628
5	27.372	128.1	56.169	155.8	38.462	162.4	2:02.003
6	27.025	127.4	56.568	155.8	37.746	161.0	2:01.339
7	26.733	126.9	56.198	156.0	37.503	161.8	2:00.434
8	26.529	126.8	56.286	156.1	37.596	160.8	2:00.411
9	26.570	125.2	56.583	153.5	37.875	161.3	2:01.028
10	26.590	125.8	56.417	156.0	38.827	160.4	2:01.834
11	28.074	125.5	57.043	151.1	37.979	159.7	2:03.096
12	26.890	127.5	57.006	155.3	37.663	160.4	2:01.559
13	26.774	126.0	56.963	155.5	38.052	160.1	2:01.789

95 Saetta MCQUEEN

LAP	SECTOR 1		SECTOR 2		SECTOR 3		TIME
	TIME	KM/H	TIME	KM/H	TIME	KM/H	
1 P		128.8	81.482	91.8	73.405		9:37:56

99 AIF AHRENS

LAP	SECTOR 1		SECTOR 2		SECTOR 3		TIME
	TIME	KM/H	TIME	KM/H	TIME	KM/H	
1		127.6	74.154	75.4	73.482	74.1	9:37:47
2	46.843	107.1	91.351	87.2	57.429	163.0	3:15.623
3	26.862	128.3	56.019	157.5	37.756	162.7	2:00.637
4	26.457	127.2	55.981	157.3	37.710	162.1	2:00.148
5	26.486	129.4	55.921	155.9	37.857	163.7	2:00.264
6	26.459	129.5	55.804	157.3	37.378	163.1	1:59.641
7	27.240	125.2	56.852	156.3	37.644	162.2	2:01.736
8	26.302	130.0	55.833	156.6	37.637	162.2	1:59.772
9	26.626	128.9	56.883	155.0	37.661	163.1	2:01.170
10	26.434	128.4	56.017	156.3	37.256	163.8	1:59.707
11	26.294	126.9	55.728	157.0	37.482	163.5	1:59.504
12	26.431	127.6	56.224	153.2	38.787	158.8	2:01.442
13	26.838	129.1	56.055	156.7	37.463	163.0	2:00.356

CLIO CUP

OPEN

FORMULA 1 MERCEDES-BENZ GROSSER PREIS VON DEUTSCHLAND 2019 - Hockenheim

Race 2 History Chart

LAP 1	GAP	TIME	LAP 2	GAP	TIME	LAP 3	GAP	TIME	LAP 4	GAP	TIME	LAP 5	GAP	TIME
1		2:54.043	1		3:21.329	1		1:58.548	1		1:58.588	1		1:58.733
11	0.416	2:54.459	11	0.561	3:21.474	11	0.668	1:58.655	11	0.218	1:58.138	11	0.397	1:58.912
48	1.491	2:55.534	48	1.102	3:20.940	48	1.324	1:58.770	48	0.718	1:57.982	48	0.727	1:58.742
9	2.120	2:56.163	9	1.719	3:20.928	9	1.928	1:58.757	9	1.511	1:58.171	9	1.055	1:58.277
5	3.123	2:57.166	5	2.241	3:20.447	5	2.481	1:58.788	5	2.071	1:58.178	5	2.004	1:58.666
72	4.111	2:58.154	72	2.918	3:20.136	72	3.176	1:58.806	72	3.635	1:59.047	72	4.256	1:59.354
3	4.910	2:58.953	3	3.096	3:19.515	3	3.906	1:59.358	3	4.546	1:59.228	3	5.164	1:59.351
41	5.419	2:59.462	41	3.465	3:19.375	8	5.682	2:00.132	8	6.645	1:59.551	8	7.578	1:59.666
8	6.067	3:00.110	8	4.098	3:19.360	41	5.907	2:00.990	66	6.939	1:59.137	66	8.035	1:59.829
66	7.130	3:01.173	66	4.415	3:18.614	66	6.390	2:00.523	41	7.447	2:00.128	41	8.368	1:59.654
14	7.890	3:01.933	14	4.780	3:18.219	14	6.624	2:00.392	14	7.652	1:59.616	14	8.586	1:59.667
18	8.758	3:02.801	18	5.416	3:17.987	18	6.906	2:00.038	18	8.350	2:00.032	31	10.152	2:00.107
22	10.989	3:05.032	22	6.093	3:16.433	22	7.326	1:59.781	31	8.778	1:59.733	18	10.455	2:00.838
99	12.249	3:06.292	99	6.543	3:15.623	31	7.633	1:59.397	22	9.433	2:00.695	22	11.410	2:00.710
31	13.128	3:07.171	31	6.784	3:14.985	99	8.632	2:00.637	99	10.192	2:00.148	99	11.723	2:00.264
77	13.822	3:07.865	77	7.859	3:15.366	10	11.152	2:01.642	77	14.844	2:01.628	44	16.796	2:00.376
10	14.629	3:08.672	10	8.058	3:14.758	77	11.804	2:02.493	44	15.153	2:01.443	33	17.818	2:00.976
33	15.775	3:09.818	33	8.665	3:14.219	17	12.000	2:01.149	33	15.575	2:01.468	77	18.114	2:02.003
44	16.544	3:10.587	44	9.233	3:14.018	44	12.298	2:01.613	17	PIT	2:26.033			
17	17.526	3:11.569	17	9.399	3:13.202	33	12.695	2:02.578						
95	PIT	3:15.636												
12	PIT	3:16.650												

CLIO CUP

OPEN

FORMULA 1 MERCEDES-BENZ GROSSER PREIS VON DEUTSCHLAND 2019 - Hockenheim

Race 2 History Chart

LAP 6	GAP	TIME	LAP 7	GAP	TIME	LAP 8	GAP	TIME	LAP 9	GAP	TIME	LAP 10	GAP	TIME
1		1:58.493	1		1:58.062	1		1:58.176	1		1:58.199	1		1:58.352
11	0.521	1:58.617	11	1.116	1:58.657	11	1.342	1:58.402	11	1.426	1:58.283	11	1.601	1:58.527
48	0.906	1:58.672	9	1.583	1:58.338	9	1.801	1:58.394	9	1.890	1:58.288	9	2.100	1:58.562
9	1.307	1:58.745	5	2.721	1:58.621	5	3.354	1:58.809	5	4.316	1:59.161	5	6.696	2:00.732
5	2.162	1:58.651	48	4.358	2:01.514	48	4.304	1:58.122	48	4.430	1:58.325	48	7.376	2:01.298
72	5.118	1:59.355	72	5.804	1:58.748	72	6.337	1:58.709	72	7.210	1:59.072	72	8.355	1:59.497
3	5.818	1:59.147	3	7.113	1:59.357	3	8.280	1:59.343	3	9.737	1:59.656	3	11.309	1:59.924
8	8.404	1:59.319	66	9.855	1:59.195	8	11.408	1:59.557	66	12.581	1:59.173	66	13.748	1:59.519
66	8.722	1:59.180	8	10.027	1:59.685	66	11.607	1:59.928	8	13.359	2:00.150	8	14.305	1:59.298
14	10.162	2:00.069	14	10.967	1:58.867	14	11.852	1:59.061	14	13.566	1:59.913	14	14.600	1:59.386
41	10.530	2:00.655	31	13.137	1:59.894	41	16.123	2:00.136	22	19.070	2:00.311	22	20.936	2:00.218
18	10.957	1:58.995	18	13.688	2:00.793	18	16.392	2:00.880	18	20.708	2:02.515	18	22.032	1:59.676
31	11.305	1:59.646	41	14.163	2:01.695	22	16.958	2:00.458	99	21.112	2:01.170	99	22.467	1:59.707
22	12.363	1:59.446	22	14.676	2:00.375	99	18.141	1:59.772	44	23.103	1:59.421	44	23.830	1:59.079
99	12.871	1:59.641	99	16.545	2:01.736	31	19.980	2:05.019	31	25.795	2:04.014	33	28.182	2:00.670
44	18.260	1:59.957	44	20.262	2:00.064	44	21.881	1:59.795	33	25.864	2:00.253	31	31.747	2:04.304
33	20.125	2:00.800	33	22.420	2:00.357	33	23.810	1:59.566	77	28.396	2:01.028	77	31.878	2:01.834
77	20.960	2:01.339	77	23.332	2:00.434	77	25.567	2:00.411	41	PIT	2:35.186			

CLIO CUP

OPEN

FORMULA 1 MERCEDES-BENZ GROSSER PREIS VON DEUTSCHLAND 2019 - Hockenheim

Race 2 History Chart

LAP 11	GAP	TIME	LAP 12	GAP	TIME	LAP 13	GAP	TIME
1		1:58.367	1		1:58.510	1		1:58.659
9	2.908	1:59.175	9	3.452	1:59.054	9	3.955	1:59.162
11	3.714	2:00.480	11	4.334	1:59.130	11	4.316	1:58.641
5	7.596	1:59.267	5	8.387	1:59.301	5	9.727	1:59.999
48	7.780	1:58.771	48	8.642	1:59.372	48	9.908	1:59.925
72	8.743	1:58.755	72	9.121	1:58.888	72	10.305	1:59.843
3	12.675	1:59.733	3	13.966	1:59.801	3	15.546	2:00.239
8	15.851	1:59.913	66	17.292	1:59.574	66	18.846	2:00.213
66	16.228	2:00.847	8	17.724	2:00.383	8	19.224	2:00.159
14	17.790	2:01.557	14	18.646	1:59.366	14	19.427	1:59.440
22	22.553	1:59.984	22	23.986	1:59.943	22	25.296	1:59.969
18	23.238	1:59.573	18	25.581	2:00.853	18	26.965	2:00.043
99	23.604	1:59.504	99	26.536	2:01.442	44	27.476	1:59.568
44	24.798	1:59.335	44	26.567	2:00.279	99	28.233	2:00.356
33	29.781	1:59.966	33	31.584	2:00.313	33	32.979	2:00.054
77	36.607	2:03.096	77	39.656	2:01.559	77	42.786	2:01.789
31	40.284	2:06.904	31	48.166	2:06.392	31	57.537	2:08.030