

ACI Racing Weekend Monza 30-31 Ottobre 2021

Clio Cup Europe - Results Collective Test 2

Monza 5.793 m

1 / 2

No.	Driver	Nat	Team	Car	Class	Time	Gap	Rel.	Laps
1	5 JURADO (A B) Anthony	FRA	Milan Competition	Renault Clio Cup		2'12.754			10
2	50 MILAN (B D) Nicolas	FRA	Milan Competition	Renault Clio Cup		2'13.110	0.356	0.356	10
3	15 POUGET (B D) David	FRA	GPA Racing	Renault Clio Cup		2'13.126	0.372	0.016	10
4	161 SANDRUCCI (A) Gustavo	ITA	Progetto E20 Motorsport	Renault Clio Cup		2'13.134	0.380	0.008	10
5	111 LANNEPOUDENX (B D) Mathieu	FRA	Milan Competition	Renault Clio Cup	C	2'13.611	0.857	0.477	10
6	2 GUILLOT (A C) Marc	FRA	Milan Competition	Renault Clio Cup		2'13.780	1.026	0.169	10
7	125 SPINKIEWICZ (B C) Jerzy	POL	Uniq Racing	Renault Clio Cup	C	2'13.803	1.049	0.023	10
8	25 ALBOUY (B D) Alexander	FRA	GPA Racing	Renault Clio Cup	C	2'13.833	1.079	0.030	10
9	87 JELMINI (A) Felice	ITA	PMA Motorsport	Renault Clio Cup		2'13.868	1.114	0.035	9
10	10 NICOLI (A) Lorenzo	ITA	Progetto E20 Motorsport	Renault Clio Cup	C	2'13.982	1.228	0.114	10
11	9 STUCKI (C) Andreas	CHE	Stucki Motorsport	Renault Clio Cup		2'14.067	1.313	0.085	10
12	27 BERTO (A) Filippo	ITA	Oregon Team	Renault Clio Cup	C	2'14.188	1.434	0.121	10
13	40 SEBASTI SCALERA (A) Alessandro	ITA	Milan Competition	Renault Clio Cup	GD	2'14.206	1.452	0.018	10
14	1 PEKAR (C) Tomas	CZE	Carpek Service	Renault Clio Cup		2'14.359	1.605	0.153	10
15	93 ABELLA (D) Nicolas	ESP	Chefo Sport	Renault Clio Cup	C	2'14.376	1.622	0.017	10
16	13 OSPANOV (A B) Yeraly	KZK	Carpek Service	Renault Clio Cup	C	2'14.444	1.690	0.068	10
17	116 TREBBI (A) Giacomo	ITA	MC Motoristica	Renault Clio Cup	C	2'14.540	1.786	0.096	10
18	12 TORELLI (A) Gabriele	ITA	Faro Racing	Renault Clio Cup		2'14.619	1.865	0.079	10
19	69 STEFANA (A) Quinto	ITA	Oregon Team	Renault Clio Cup	GD	2'14.918	2.164	0.299	10
20	211 MILJKOVIC (C) Nikola	SRB	Tempo Racing Team	Renault Clio Cup	C	2'14.920	2.166	0.002	10
21	99 MAIO (B D) Guillaume	FRA	GM Sport	Renault Clio Cup	C	2'14.976	2.222	0.056	10
22	94 BACCHI (A) Pietro	ITA	PMA Motorsport	Renault Clio Cup	GD	2'15.174	2.420	0.198	9
23	51 SEIBEL (C) Henrik	DEU	Carpek Service	Renault Clio Cup	C	2'15.185	2.431	0.011	10
24	21 POLDERMAN (B D) Stephan	NED	Chefo Sport	Renault Clio Cup	GD	2'15.230	2.476	0.045	10
25	76 DANETTI (A) Massimiliano	ITA	PMA Motorsport	Renault Clio Cup		2'15.312	2.558	0.082	10
26	38 ALCIDI (A C) Alessio	ITA	CAAL Racing	Renault Clio Cup	C	2'15.317	2.563	0.005	10
27	213 HERRERIAS (D) Antonio	ESP	Chefo Sport	Renault Clio Cup	C	2'15.396	2.642	0.079	10
28	103 MEZZETTI (A) William	ITA	Progetto E20 Motorsport	Renault Clio Cup	C	2'15.477	2.723	0.081	10
29	29 COCAIGN (B C) Paul	FRA	TB2S	Renault Clio Cup	C	2'15.504	2.750	0.027	10
30	55 STEENMETZ (B D) René	NED	Chefo Sport	Renault Clio Cup	GD	2'15.587	2.833	0.083	10
31	102 ARGENTI (A) Andrea	ITA	SI Racing Team	Renault Clio Cup	GD	2'15.646	2.892	0.059	10
32	74 ZADOTTI (A) Vittorio	ITA	Scuderia Costa Ovest	Renault Clio Cup	GD	2'15.902	3.148	0.256	10
33	92 RUGHETTI (A) Matteo	ITA	Faro Racing	Renault Clio Cup		2'15.910	3.156	0.008	10
34	46 'DUE' (A)	ITA	Oregon Team	Renault Clio Cup	GD	2'16.129	3.375	0.219	10
35	6 SCIONTI (A) Federico	ITA	Scuderia Costa Ovest	Renault Clio Cup		2'16.455	3.701	0.326	7
36	17 PASQUALI (A C) Daniele	ITA	CAAL Racing	Renault Clio Cup	C	2'16.473	3.719	0.018	10
37	173 CHIERICHETTI (A) Andrea	ITA	MC Motoristica	Renault Clio Cup	GD	2'16.538	3.784	0.065	10
38	16 VIGUEIR (B C) Lionel	FRA	TB2S	Renault Clio Cup	GD	2'16.698	3.944	0.160	10
39	42 ALONSO (C) Mariano	ESP	GPA Racing	Renault Clio Cup	C	2'17.349	4.595	0.651	10
40	34 THEVENOT Jean Marc	FRA	Milan Competition	Renault Clio Cup	GD	2'17.367	4.613	0.018	10
41	88 HORN (B D)	FRA	GPA Racing	Renault Clio Cup	GD	2'17.773	5.019	0.406	10
42	71 BIGOGNO (A) Matteo	ITA	Faro Racing	Renault Clio Cup	GD	2'18.405	5.651	0.632	10
43	33 FAYE (B) Michel	FRA	GM Sport	Renault Clio Cup	GD	2'18.647	5.893	0.242	10
44	82 CIMENS (A) Jacopo	ITA	Essecorse	Renault Clio Cup	C	2'18.696	5.942	0.049	9
45	333 PEIROLERI-BARGIGLIA	ITA	Press League by Oregon Team	Renault Clio Cup		2'19.270	6.516	0.574	7
46	4 RODRIGO (D) Joaquin	ESP	Vearsa Sport	Renault Clio Cup	GD	2'19.619	6.865	0.349	10
47	61 ALONSO (D) Gabriel	ESP	GPA Racing	Renault Clio Cup	GD	2'24.579	11.825	4.960	9
48	73 CUTINI (A) Sandro	ITA	Proteam Race	Renault Clio Cup	C				0

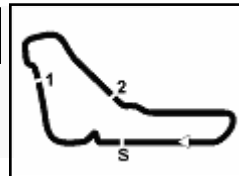
Humidity:	70%	AIR	14°C
Condition:	DRY	Track	16°C

Clerk of the Course : Fabrizio Fondacci

Race Director : Christian Vormann

	Start	End
29/10/2021	12:10	12:41





ACI Racing Weekend Monza 30-31 Ottobre 2021

Clio Cup Europe - Results Collective Test 2

Monza 5.793 m

2 / 2

Penalty and Infringement

12.17	87	F. JELMINI (A)	Time deleted current lap exceeded track limits - Turn 11
12.17	87	F. JELMINI (A)	Time deleted (2'15.347) last lap exceeded track limits - Turn 11
12.17	94	P. BACCHI (A)	Time deleted current lap exceeded track limits - Turn 11
12.17	94	P. BACCHI (A)	Time deleted (2'20.410) last lap exceeded track limits - Turn 11
12.19	87	F. JELMINI (A)	Time deleted current lap exceeded track limits - Turn 11
12.19	87	F. JELMINI (A)	Time deleted (2'15.425) last lap exceeded track limits - Turn 11
12.19	116	G. TREBBI (A)	Time deleted current lap exceeded track limits - Turn 11
12.19	116	G. TREBBI (A)	Time deleted (2'18.482) last lap exceeded track limits - Turn 11
12.19	102	A. ARGENTI (A)	Time deleted current lap exceeded track limits - Turn 11
12.19	102	A. ARGENTI (A)	Time deleted (2'18.174) last lap exceeded track limits - Turn 11
12.20	27	F. BERTO (A)	Time deleted current lap exceeded track limits - Turn 5
12.21	25	A. ALBOUY (B D)	Time deleted current lap exceeded track limits - Turn 5
12.22	116	G. TREBBI (A)	Time deleted current lap exceeded track limits - Turn 11
12.22	116	G. TREBBI (A)	Time deleted (2'16.373) last lap exceeded track limits - Turn 11
12.22	69	Q. STEFANA (A)	Time deleted current lap exceeded track limits - Turn 11
12.22	69	Q. STEFANA (A)	Time deleted (2'17.937) last lap exceeded track limits - Turn 11
12.23	16	L. VIGUEIR (B C)	Time deleted current lap exceeded track limits - Turn 5
12.26	93	N. ABELLA (D)	Time deleted current lap exceeded track limits - Turn 11
12.26	93	N. ABELLA (D)	Time deleted (2'15.298) last lap exceeded track limits - Turn 11
12.26	69	Q. STEFANA (A)	Time deleted current lap exceeded track limits - Turn 11
12.26	69	Q. STEFANA (A)	Time deleted (2'16.353) last lap exceeded track limits - Turn 11
12.26	40	A. SEBASTI SCALERA (A)	Time deleted current lap exceeded track limits - Turn 1
12.28	94	P. BACCHI (A)	Time deleted current lap exceeded track limits - Turn 11
12.28	94	P. BACCHI (A)	Time deleted (2'15.198) last lap exceeded track limits - Turn 11
12.29	51	H. SEIBEL (C)	Time deleted current lap exceeded track limits - Turn 5
12.30	161	G. SANDRUCCI (A)	Time deleted current lap exceeded track limits - Turn 11
12.30	161	G. SANDRUCCI (A)	Time deleted (2'15.351) last lap exceeded track limits - Turn 11
12.30	116	G. TREBBI (A)	Time deleted current lap exceeded track limits - Turn 11
12.30	116	G. TREBBI (A)	Time deleted (2'15.417) last lap exceeded track limits - Turn 11
12.31	88	. HORN (B D)	Time deleted current lap exceeded track limits - Turn 11
12.31	88	. HORN (B D)	Time deleted (2'17.976) last lap exceeded track limits - Turn 11
12.32	102	A. ARGENTI (A)	Time deleted current lap exceeded track limits - Turn 5
12.33	74	V. ZADOTTI (A)	Time deleted current lap exceeded track limits - Turn 11
12.33	74	V. ZADOTTI (A)	Time deleted (2'15.458) last lap exceeded track limits - Turn 11
12.34	55	R. STEENMETZ (B D)	Time deleted current lap exceeded track limits - Turn 5
12.35	1	T. PEKAR (C)	Time deleted current lap exceeded track limits - Turn 5
12.36	42	M. ALONSO (C)	Time deleted current lap exceeded track limits - Turn 11
12.36	42	M. ALONSO (C)	Time deleted (2'18.258) last lap exceeded track limits - Turn 11
12.36	213	A. HERRERIAS (D)	Time deleted current lap exceeded track limits - Turn 5

Fastest Laps Sequence

No.	Entrant	Nat	Team	Car	Local Time	Time	Gap	Avg
12	G. TORELLI (A)	ITA	Faro Racing	Renault Clio Cup	12:16'14.220	2'19.556		149,437
1	T. PEKAR (C)	CZE	Carpek Service	Renault Clio Cup	12:16'23.431	2'17.793	-1.763	151,349
5	A. JURADO (A B)	FRA	Milan Competition	Renault Clio Cup	12:16'38.929	2'17.416	-0.377	151,764
15	D. POUGET (B D)	FRA	GPA Racing	Renault Clio Cup	12:17'16.496	2'16.069	-1.347	153,266
40	A. SEBASTI SCALERA (A)	ITA	Milan Competition	Renault Clio Cup	12:18'49.523	2'15.716	-0.353	153,665
161	G. SANDRUCCI (A)	ITA	Progetto E20 Motorsport	Renault Clio Cup	12:18'59.598	2'15.367	-0.349	154,061
1	T. PEKAR (C)	CZE	Carpek Service	Renault Clio Cup	12:20'55.433	2'15.057	-0.310	154,415
50	N. MILAN (B D)	FRA	Milan Competition	Renault Clio Cup	12:21'12.377	2'14.456	-0.601	155,105
125	J. SPINKIEWICZ (B C)	POL	Uniq Racing	Renault Clio Cup	12:23'12.920	2'13.803	-0.653	155,862
5	A. JURADO (A B)	FRA	Milan Competition	Renault Clio Cup	12:23'25.940	2'13.754	-0.049	155,919
5	A. JURADO (A B)	FRA	Milan Competition	Renault Clio Cup	12:25'39.087	2'13.147	-0.607	156,630
15	D. POUGET (B D)	FRA	GPA Racing	Renault Clio Cup	12:28'31.127	2'13.126	-0.021	156,655
5	A. JURADO (A B)	FRA	Milan Competition	Renault Clio Cup	12:36'50.336	2'12.754	-0.372	157,094

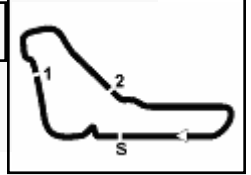
Clerk of the Course : Fabrizio Fondacci

Race Director : Christian Vormann

Start
29/10/2021 12:10

End
12:41





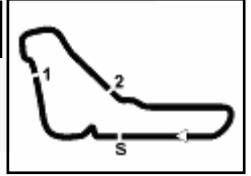
ACI Racing Weekend Monza 30-31 Ottobre 2021

Clio Cup Europe - Combined FP

Monza 5.793 m

No.	Driver	Nat	Entrant	Team	Car	Class	FP1	FP2	Time	Gap	Rel.	Laps
1	5 JURADO (A B) Anthony	FRA		Milan Competition	Renault Clio Cup		2'15.303	2'12.754	2'12.754			20
2	50 MILAN (B D) Nicolas	FRA		Milan Competition	Renault Clio Cup		2'16.085	2'13.110	2'13.110	0.356	0.356	20
3	15 POUGET (B D) David	FRA		GPA Racing	Renault Clio Cup		2'16.193	2'13.126	2'13.126	0.372	0.016	20
4	161 SANDRUCCI (A) Gustavo	ITA		Progetto E20 Motorsport	Renault Clio Cup		2'15.576	2'13.134	2'13.134	0.380	0.008	21
5	111 LANNEPOUDENX (B D)	FRA		Milan Competition	Renault Clio Cup	C	2'18.405	2'13.611	2'13.611	0.857	0.477	20
6	2 GUILLOT (A C) Marc	FRA		Milan Competition	Renault Clio Cup		2'16.699	2'13.780	2'13.780	1.026	0.169	20
7	125 SPINKIEWICZ (B C) Jerz	POL		Uniq Racing	Renault Clio Cup	C	2'15.311	2'13.803	2'13.803	1.049	0.023	19
8	87 JELMINI (A) Felice	ITA		PMA Motorsport	Renault Clio Cup		2'13.823	2'13.868	2'13.823	1.069	0.020	19
9	25 ALBOUY (B D) Alexander	FRA		GPA Racing	Renault Clio Cup	C	2'15.894	2'13.833	2'13.833	1.079	0.010	20
10	10 NICOLI (A) Lorenzo	ITA		Progetto E20 Motorsport	Renault Clio Cup	C	2'17.697	2'13.982	2'13.982	1.228	0.149	20
11	9 STUCKI (C) Andreas	CHE		Stucki Motorsport	Renault Clio Cup		2'17.332	2'14.067	2'14.067	1.313	0.085	19
12	27 BERTO (A) Filippo	ITA		Oregon Team	Renault Clio Cup	C	2'17.337	2'14.188	2'14.188	1.434	0.121	18
13	40 SEBASTI SCALERA (A)	ITA		Milan Competition	Renault Clio Cup	GD	2'16.713	2'14.206	2'14.206	1.452	0.018	21
14	1 PEKAR (C) Tomas	CZE		Carpek Service	Renault Clio Cup		2'17.363	2'14.359	2'14.359	1.605	0.153	20
15	93 ABELLA (D) Nicolas	ESP		Chefo Sport	Renault Clio Cup	C	2'16.759	2'14.376	2'14.376	1.622	0.017	20
16	13 OSPANOV (A B) Yeraly	KZK		Carpek Service	Renault Clio Cup	C	2'17.527	2'14.444	2'14.444	1.690	0.068	20
17	116 TREBBI (A) Giacomo	ITA		MC Motoristica	Renault Clio Cup	C	2'17.994	2'14.540	2'14.540	1.786	0.096	21
18	12 TORELLI (A) Gabriele	ITA		Faro Racing	Renault Clio Cup		2'16.831	2'14.619	2'14.619	1.865	0.079	20
19	69 STEFANA (A) Quinto	ITA		Oregon Team	Renault Clio Cup	GD	2'17.875	2'14.918	2'14.918	2.164	0.299	20
20	211 MILJKOVIC (C) Nikola	SRB		Tempo Racing Team	Renault Clio Cup	C	2'16.914	2'14.920	2'14.920	2.166	0.002	20
21	99 MAIO (B D) Guillaume	FRA		GM Sport	Renault Clio Cup	C	2'17.635	2'14.976	2'14.976	2.222	0.056	20
22	94 BACCHI (A) Pietro	ITA		PMA Motorsport	Renault Clio Cup	GD	2'20.576	2'15.174	2'15.174	2.420	0.198	19
23	51 SEIBEL (C) Henrik	DEU		Carpek Service	Renault Clio Cup	C	2'19.417	2'15.185	2'15.185	2.431	0.011	20
24	21 POLDERMAN (B D) Step	NED		Chefo Sport	Renault Clio Cup	GD	2'22.169	2'15.230	2'15.230	2.476	0.045	20
25	76 DANETTI (A) Massimiliano	ITA		PMA Motorsport	Renault Clio Cup		2'18.878	2'15.312	2'15.312	2.558	0.082	20
26	38 ALCIDI (A C) Alessio	ITA		CAAL Racing	Renault Clio Cup	C	2'19.979	2'15.317	2'15.317	2.563	0.005	21
27	213 HERRERIAS (D) Antonio	ESP		Chefo Sport	Renault Clio Cup	C	2'17.859	2'15.396	2'15.396	2.642	0.079	21
28	103 MEZZETTI (A) William	ITA		Progetto E20 Motorsport	Renault Clio Cup	C	2'19.895	2'15.477	2'15.477	2.723	0.081	20
29	29 COCAIGN (B C) Paul	FRA		TB2S	Renault Clio Cup	C	2'18.669	2'15.504	2'15.504	2.750	0.027	20
30	55 STEENMETZ (B D) René	NED		Chefo Sport	Renault Clio Cup	GD	2'19.818	2'15.587	2'15.587	2.833	0.083	21
31	102 ARGENTI (A) Andrea	ITA		SI Racing Team	Renault Clio Cup	GD	2'17.581	2'15.646	2'15.646	2.892	0.059	21
32	74 ZADOTTI (A) Vittorio	ITA		Scuderia Costa Ovest	Renault Clio Cup	GD	2'23.727	2'15.902	2'15.902	3.148	0.256	17
33	92 RUGHETTI (A) Matteo	ITA		Faro Racing	Renault Clio Cup		2'17.295	2'15.910	2'15.910	3.156	0.008	21
34	46 'DUE' (A)	ITA		Oregon Team	Renault Clio Cup	GD	2'21.081	2'16.129	2'16.129	3.375	0.219	20
35	6 SCIONTI (A) Federico	ITA		Scuderia Costa Ovest	Renault Clio Cup		2'18.235	2'16.455	2'16.455	3.701	0.326	16
36	17 PASQUALI (A C) Daniele	ITA		CAAL Racing	Renault Clio Cup	C	2'22.863	2'16.473	2'16.473	3.719	0.018	20
37	173 CHIERICHETTI (A) Andre	ITA		MC Motoristica	Renault Clio Cup	GD	2'21.674	2'16.538	2'16.538	3.784	0.065	20
38	16 VIGUEIR (B C) Lionel	FRA		TB2S	Renault Clio Cup	GD	2'19.683	2'16.698	2'16.698	3.944	0.160	20
39	42 ALONSO (C) Mariano	ESP		GPA Racing	Renault Clio Cup	C	2'20.053	2'17.349	2'17.349	4.595	0.651	17
40	34 THEVENOT Jean Marc	FRA		Milan Competition	Renault Clio Cup	GD	2'21.315	2'17.367	2'17.367	4.613	0.018	20
41	88 HORN (B D)	FRA		GPA Racing	Renault Clio Cup	GD	2'22.242	2'17.773	2'17.773	5.019	0.406	20
42	71 BIGOGNO (A) Matteo	ITA		Faro Racing	Renault Clio Cup	GD	2'23.779	2'18.405	2'18.405	5.651	0.632	20
43	33 FAYE (B) Michel	FRA		GM Sport	Renault Clio Cup	GD	2'23.712	2'18.647	2'18.647	5.893	0.242	20
44	82 CIMENS (A) Jacopo	ITA		Essecorse	Renault Clio Cup	C	2'20.662	2'18.696	2'18.696	5.942	0.049	19
45	333 PEIROLERI-BARGIGLIA	ITA		Press League by Oregon Team	Renault Clio Cup		2'21.003	2'19.270	2'19.270	6.516	0.574	16
46	4 RODRIGO (D) Joaquín	ESP		Vearsa Sport	Renault Clio Cup	GD	2'24.098	2'19.619	2'19.619	6.865	0.349	20
47	73 CUTINI (A) Sandro	ITA		Proteam Race	Renault Clio Cup	C	2'21.692	2'21.692	2'21.692	8.938	2.073	10
48	61 ALONSO (D) Gabriel	ESP		GPA Racing	Renault Clio Cup	GD	2'25.396	2'24.579	2'24.579	11.825	2.887	18





ACI Racing Weekend Monza 30-31 Ottobre 2021
Clio Cup Europe - Best Sectors & Speed Collective Test 2

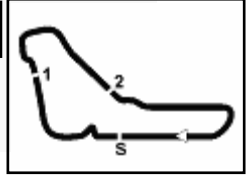
BEST LAP

1	5 JURADO (A B) Anthony	Renault Clio Cup	2'12.754
2	50 MILAN (B D) Nicolas	Renault Clio Cup	2'13.110
3	15 POUGET (B D) David	Renault Clio Cup	2'13.126
4	161 SANDRUCCI (A) Gustavo	Renault Clio Cup	2'13.134
5	111 LANNEPOUDENX (B D) Math	Renault Clio Cup	2'13.611
6	2 GUILLOT (A C) Marc	Renault Clio Cup	2'13.780
7	125 SPINKIEWICZ (B C) Jerzy	Renault Clio Cup	2'13.803
8	25 ALBOUY (B D) Alexander	Renault Clio Cup	2'13.833
9	87 JELMINI (A) Felice	Renault Clio Cup	2'13.868
10	10 NICOLI (A) Lorenzo	Renault Clio Cup	2'13.982
11	9 STUCKI (C) Andreas	Renault Clio Cup	2'14.067
12	27 BERTO (A) Filippo	Renault Clio Cup	2'14.188
13	40 SEBASTI SCALERA (A) Aless	Renault Clio Cup	2'14.206
14	1 PEKAR (C) Tomas	Renault Clio Cup	2'14.359
15	93 ABELLA (D) Nicolas	Renault Clio Cup	2'14.376
16	13 OSPANOV (A B) Yeraly	Renault Clio Cup	2'14.444
17	116 TREBBI (A) Giacomo	Renault Clio Cup	2'14.540
18	12 TORELLI (A) Gabriele	Renault Clio Cup	2'14.619
19	69 STEFANA (A) Quinto	Renault Clio Cup	2'14.918
20	211 MILJKOVIC (C) Nikola	Renault Clio Cup	2'14.920
21	99 MAIO (B D) Guillaume	Renault Clio Cup	2'14.976
22	94 BACCHI (A) Pietro	Renault Clio Cup	2'15.174
23	51 SEIBEL (C) Henrik	Renault Clio Cup	2'15.185
24	21 POLDERMAN (B D) Stephan	Renault Clio Cup	2'15.230
25	76 DANETTI (A) Massimiliano	Renault Clio Cup	2'15.312
26	38 ALCIDI (A C) Alessio	Renault Clio Cup	2'15.317
27	213 HERRERIAS (D) Antonio	Renault Clio Cup	2'15.396
28	103 MEZZETTI (A) William	Renault Clio Cup	2'15.477
29	29 COCAIGN (B C) Paul	Renault Clio Cup	2'15.504
30	55 STEENMETZ (B D) René	Renault Clio Cup	2'15.587
31	102 ARGENTI (A) Andrea	Renault Clio Cup	2'15.646
32	74 ZADOTTI (A) Vittorio	Renault Clio Cup	2'15.902
33	92 RUGHETTI (A) Matteo	Renault Clio Cup	2'15.910
34	46 'DUE' (A)	Renault Clio Cup	2'16.129
35	6 SCIONI (A) Federico	Renault Clio Cup	2'16.455
36	17 PASQUALI (A C) Daniele	Renault Clio Cup	2'16.473
37	173 CHIERICHETTI (A) Andrea	Renault Clio Cup	2'16.538
38	16 VIGUEIR (B C) Lionel	Renault Clio Cup	2'16.698
39	42 ALONSO (C) Mariano	Renault Clio Cup	2'17.349
40	34 THEVENOT Jean Marc	Renault Clio Cup	2'17.367
41	88 HORN (B D)	Renault Clio Cup	2'17.773
42	71 BIGOGNO (A) Matteo	Renault Clio Cup	2'18.405
43	33 FAYE (B) Michel	Renault Clio Cup	2'18.647
44	82 CIMENS (A) Jacopo	Renault Clio Cup	2'18.696
45	333 PEIROLERI-BARGIGLIA	Renault Clio Cup	2'19.270
46	4 RODRIGO (D) Joaquin	Renault Clio Cup	2'19.619
47	61 ALONSO (D) Gabriel	Renault Clio Cup	2'24.579
48	73 CUTINI (A) Sandro	Renault Clio Cup	

SPEED

1	50 MILAN (B D) Nicolas	Renault Clio Cup	220,0
2	161 SANDRUCCI (A) Gustavo	Renault Clio Cup	219,5
3	2 GUILLOT (A C) Marc	Renault Clio Cup	219,1
4	15 POUGET (B D) David	Renault Clio Cup	216,9
5	111 LANNEPOUDENX (B D) Math	Renault Clio Cup	216,9
6	87 JELMINI (A) Felice	Renault Clio Cup	216,4
7	40 SEBASTI SCALERA (A) Aless	Renault Clio Cup	216,4
8	5 JURADO (A B) Anthony	Renault Clio Cup	216,4
9	21 POLDERMAN (B D) Stephan	Renault Clio Cup	215,6
10	102 ARGENTI (A) Andrea	Renault Clio Cup	215,1
11	51 SEIBEL (C) Henrik	Renault Clio Cup	215,1
12	99 MAIO (B D) Guillaume	Renault Clio Cup	215,1
13	76 DANETTI (A) Massimiliano	Renault Clio Cup	214,7
14	27 BERTO (A) Filippo	Renault Clio Cup	214,7
15	46 'DUE' (A)	Renault Clio Cup	214,7
16	125 SPINKIEWICZ (B C) Jerzy	Renault Clio Cup	214,3
17	94 BACCHI (A) Pietro	Renault Clio Cup	213,9
18	12 TORELLI (A) Gabriele	Renault Clio Cup	213,9
19	211 MILJKOVIC (C) Nikola	Renault Clio Cup	213,9
20	25 ALBOUY (B D) Alexander	Renault Clio Cup	213,9
21	10 NICOLI (A) Lorenzo	Renault Clio Cup	213,4
22	213 HERRERIAS (D) Antonio	Renault Clio Cup	213,4
23	9 STUCKI (C) Andreas	Renault Clio Cup	213,0
24	173 CHIERICHETTI (A) Andrea	Renault Clio Cup	213,0
25	1 PEKAR (C) Tomas	Renault Clio Cup	213,0
26	55 STEENMETZ (B D) René	Renault Clio Cup	212,6
27	116 TREBBI (A) Giacomo	Renault Clio Cup	212,6
28	69 STEFANA (A) Quinto	Renault Clio Cup	212,6
29	103 MEZZETTI (A) William	Renault Clio Cup	212,2
30	92 RUGHETTI (A) Matteo	Renault Clio Cup	212,2
31	38 ALCIDI (A C) Alessio	Renault Clio Cup	212,2
32	13 OSPANOV (A B) Yeraly	Renault Clio Cup	211,4
33	93 ABELLA (D) Nicolas	Renault Clio Cup	210,9
34	6 SCIONI (A) Federico	Renault Clio Cup	210,5
35	74 ZADOTTI (A) Vittorio	Renault Clio Cup	210,5
36	17 PASQUALI (A C) Daniele	Renault Clio Cup	210,1
37	88 HORN (B D)	Renault Clio Cup	209,7
38	42 ALONSO (C) Mariano	Renault Clio Cup	209,3
39	34 THEVENOT Jean Marc	Renault Clio Cup	208,1
40	333 PEIROLERI-BARGIGLIA	Renault Clio Cup	208,1
41	4 RODRIGO (D) Joaquin	Renault Clio Cup	206,5
42	71 BIGOGNO (A) Matteo	Renault Clio Cup	206,1
43	33 FAYE (B) Michel	Renault Clio Cup	205,7
44	29 COCAIGN (B C) Paul	Renault Clio Cup	205,3
45	82 CIMENS (A) Jacopo	Renault Clio Cup	205,3
46	16 VIGUEIR (B C) Lionel	Renault Clio Cup	202,2
47	61 ALONSO (D) Gabriel	Renault Clio Cup	187,8





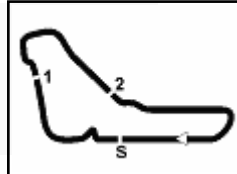
ACI Racing Weekend Monza 30-31 Ottobre 2021
Clio Cup Europe - Best Sectors & Speed Collective Test 2

SEG. 1		
1	50 MILAN (B D) Nicolas	42.426
2	15 POUGET (B D) David	42.483
3	5 JURADO (A B) Anthony	42.589
4	25 ALBOUY (B D) Alexandre	42.590
5	2 GUILLOT (A C) Marc	42.687
6	111 LANNEPOUDENX (B D)	42.705
7	9 STUCKI (C) Andreas	42.735
8	125 SPINKIEWICZ (B C) Je	42.873
9	21 POLDERMAN (B D) Ste	42.895
10	161 SANDRUCCI (A) Gustav	42.912
11	94 BACCHI (A) Pietro	43.018
12	10 NICOLI (A) Lorenzo	43.025
13	76 DANETTI (A) Massimilian	43.030
14	40 SEBASTI SCALERA (A)	43.060
15	87 JELMINI (A) Felice	43.071
16	55 STEENMETZ (B D) Ren	43.080
17	12 TORELLI (A) Gabriele	43.107
18	1 PEKAR (C) Tomas	43.114
19	99 MAIO (B D) Guillaume	43.125
20	27 BERTO (A) Filippo	43.139
21	211 MILJKOVIC (C) Nikola	43.141
22	13 OSPANOV (A B) Yeraly	43.156
23	93 ABELLA (D) Nicolas	43.171
24	213 HERRERIAS (D) Antonio	43.190
25	116 TREBBI (A) Giacomo	43.251
26	51 SEIBEL (C) Henrik	43.282
27	69 STEFANA (A) Quinto	43.307
28	102 ARGENTI (A) Andrea	43.336
29	103 MEZZETTI (A) William	43.421
30	38 ALCIDI (A C) Alessio	43.429
31	92 RUGHETTI (A) Matteo	43.431
32	74 ZADOTTI (A) Vittorio	43.448
33	17 PASQUALI (A C) Daniel	43.507
34	173 CHIERICHETTI (A) And	43.516
35	82 CIMENS (A) Jacopo	43.563
36	88 HORN (B D)	43.582
37	71 BIGOGNO (A) Matteo	43.600
38	6 SCIONTI (A) Federico	43.604
39	16 VIGUEIR (B C) Lionel	43.650
40	46 'DUE' (A)	43.659
41	34 THEVENOT Jean Marc	43.659
42	29 COCAIGN (B C) Paul	43.720
43	42 ALONSO (C) Mariano	43.961
44	4 RODRIGO (D) Joaquin	44.004
45	33 FAYE (B) Michel	44.099
46	333 PEIROLERI-BARGIGG	44.154
47	61 ALONSO (D) Gabriel	44.775

SEG. 2		
1	87 JELMINI (A) Felice	44.192
2	161 SANDRUCCI (A) Gustav	44.309
3	5 JURADO (A B) Anthony	44.372
4	15 POUGET (B D) David	44.535
5	10 NICOLI (A) Lorenzo	44.684
6	125 SPINKIEWICZ (B C) Je	44.749
7	27 BERTO (A) Filippo	44.895
8	40 SEBASTI SCALERA (A)	44.923
9	1 PEKAR (C) Tomas	44.936
10	50 MILAN (B D) Nicolas	44.971
11	12 TORELLI (A) Gabriele	45.003
12	2 GUILLOT (A C) Marc	45.004
13	9 STUCKI (C) Andreas	45.019
14	25 ALBOUY (B D) Alexandre	45.038
15	69 STEFANA (A) Quinto	45.060
16	102 ARGENTI (A) Andrea	45.073
17	211 MILJKOVIC (C) Nikola	45.095
18	94 BACCHI (A) Pietro	45.095
19	116 TREBBI (A) Giacomo	45.095
20	111 LANNEPOUDENX (B D)	45.107
21	93 ABELLA (D) Nicolas	45.143
22	29 COCAIGN (B C) Paul	45.246
23	103 MEZZETTI (A) William	45.266
24	13 OSPANOV (A B) Yeraly	45.266
25	213 HERRERIAS (D) Antonio	45.293
26	99 MAIO (B D) Guillaume	45.317
27	38 ALCIDI (A C) Alessio	45.354
28	74 ZADOTTI (A) Vittorio	45.372
29	76 DANETTI (A) Massimilian	45.378
30	6 SCIONTI (A) Federico	45.396
31	51 SEIBEL (C) Henrik	45.404
32	92 RUGHETTI (A) Matteo	45.487
33	55 STEENMETZ (B D) Ren	45.520
34	46 'DUE' (A)	45.566
35	21 POLDERMAN (B D) Ste	45.602
36	88 HORN (B D)	45.773
37	173 CHIERICHETTI (A) And	45.790
38	16 VIGUEIR (B C) Lionel	45.873
39	17 PASQUALI (A C) Daniel	45.919
40	34 THEVENOT Jean Marc	46.080
41	42 ALONSO (C) Mariano	46.193
42	71 BIGOGNO (A) Matteo	46.292
43	333 PEIROLERI-BARGIGG	46.553
44	82 CIMENS (A) Jacopo	46.632
45	33 FAYE (B) Michel	46.851
46	4 RODRIGO (D) Joaquin	46.880
47	61 ALONSO (D) Gabriel	48.697

SEG. 3		
1	87 JELMINI (A) Felice	45.452
2	1 PEKAR (C) Tomas	45.457
3	5 JURADO (A B) Anthony	45.603
4	161 SANDRUCCI (A) Gustav	45.682
5	50 MILAN (B D) Nicolas	45.713
6	2 GUILLOT (A C) Marc	45.715
7	111 LANNEPOUDENX (B D)	45.724
8	125 SPINKIEWICZ (B C) Je	45.773
9	15 POUGET (B D) David	45.836
10	93 ABELLA (D) Nicolas	45.838
11	13 OSPANOV (A B) Yeraly	45.872
12	40 SEBASTI SCALERA (A)	45.934
13	25 ALBOUY (B D) Alexandre	45.968
14	27 BERTO (A) Filippo	46.028
15	116 TREBBI (A) Giacomo	46.031
16	76 DANETTI (A) Massimilian	46.037
17	10 NICOLI (A) Lorenzo	46.062
18	99 MAIO (B D) Guillaume	46.142
19	9 STUCKI (C) Andreas	46.160
20	12 TORELLI (A) Gabriele	46.222
21	29 COCAIGN (B C) Paul	46.229
22	102 ARGENTI (A) Andrea	46.253
23	38 ALCIDI (A C) Alessio	46.267
24	69 STEFANA (A) Quinto	46.278
25	51 SEIBEL (C) Henrik	46.319
26	103 MEZZETTI (A) William	46.426
27	21 POLDERMAN (B D) Ste	46.455
28	211 MILJKOVIC (C) Nikola	46.457
29	94 BACCHI (A) Pietro	46.575
30	74 ZADOTTI (A) Vittorio	46.656
31	213 HERRERIAS (D) Antonio	46.701
32	46 'DUE' (A)	46.757
33	92 RUGHETTI (A) Matteo	46.789
34	55 STEENMETZ (B D) Ren	46.791
35	42 ALONSO (C) Mariano	46.870
36	16 VIGUEIR (B C) Lionel	46.880
37	34 THEVENOT Jean Marc	46.974
38	173 CHIERICHETTI (A) And	47.011
39	82 CIMENS (A) Jacopo	47.029
40	17 PASQUALI (A C) Daniel	47.047
41	6 SCIONTI (A) Federico	47.049
42	88 HORN (B D)	47.392
43	33 FAYE (B) Michel	47.627
44	333 PEIROLERI-BARGIGG	47.907
45	71 BIGOGNO (A) Matteo	47.949
46	4 RODRIGO (D) Joaquin	48.125
47	61 ALONSO (D) Gabriel	50.378





ACI Racing Weekend Monza 30-31 Ottobre 2021

Clio Cup Europe - Ideal Time Collective Test 2

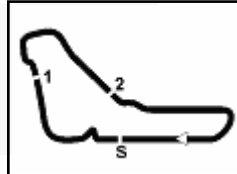
Monza 5.793 m

1 / 2

No.	Driver	Car	Seg. 1	Seg. 2	Seg. 3	Ideal Time		
			Diff. 1	Diff. 2	Diff. 3	Best Lap	Pos.	Diff.
1	5 JURADO (A B) A. (FRA)	Renault Clio Cup	42.589 +0.190	44.372	45.603	2'12.564 2'12.754	1	0.190
2	87 JELMINI (A) F. (ITA)	Renault Clio Cup	43.071 +0.103	44.192 +0.787	45.452 +0.263	2'12.715 2'13.868	9	1.153
3	15 POUGET (B D) D. (FRA)	Renault Clio Cup	42.483 +0.179	44.535	45.836 +0.093	2'12.854 2'13.126	3	0.272
4	161 SANDRUCCI (A) G. (ITA)	Renault Clio Cup	42.912 +0.231	44.309	45.682	2'12.903 2'13.134	4	0.231
5	50 MILAN (B D) N. (FRA)	Renault Clio Cup	42.426	44.971	45.713	2'13.110 2'13.110	2	
6	125 SPINKIEWICZ (B C) J. ()	Renault Clio Cup	42.873	44.749 +0.408	45.773	2'13.395 2'13.803	7	0.408
7	2 GUILLOT (A C) M. (FRA)	Renault Clio Cup	42.687	45.004	45.715 +0.374	2'13.406 2'13.780	6	0.374
8	1 PEKAR (C) T. (CZE)	Renault Clio Cup	43.114 +0.852	44.936	45.457	2'13.507 2'14.359	14	0.852
9	111 LANNEPOUDENX (B D)	Renault Clio Cup	42.705 +0.075	45.107	45.724	2'13.536 2'13.611	5	0.075
10	25 ALBOUY (B D) A. (FRA)	Renault Clio Cup	42.590 +0.178	45.038	45.968 +0.059	2'13.596 2'13.833	8	0.237
11	10 NICOLI (A) L. (ITA)	Renault Clio Cup	43.025	44.684 +0.090	46.062 +0.121	2'13.771 2'13.982	10	0.211
12	9 STUCKI (C) A. (CHE)	Renault Clio Cup	42.735 +0.153	45.019	46.160	2'13.914 2'14.067	11	0.153
13	40 SEBASTI SCALERA (A)	Renault Clio Cup	43.060 +0.121	44.923 +0.168	45.934	2'13.917 2'14.206	13	0.289
14	27 BERTO (A) F. (ITA)	Renault Clio Cup	43.139 +0.077	44.895 +0.049	46.028	2'14.062 2'14.188	12	0.126
15	93 ABELLA (D) N. (ESP)	Renault Clio Cup	43.171	45.143	45.838 +0.224	2'14.152 2'14.376	15	0.224
16	13 OSPANOV (A B) Y. (KZK)	Renault Clio Cup	43.156 +0.150	45.266	45.872	2'14.294 2'14.444	16	0.150
17	12 TORELLI (A) G. (ITA)	Renault Clio Cup	43.107 +0.279	45.003	46.222 +0.008	2'14.332 2'14.619	18	0.287
18	116 TREBBI (A) G. (ITA)	Renault Clio Cup	43.251 +0.163	45.095	46.031	2'14.377 2'14.540	17	0.163
19	76 DANETTI (A) M. (ITA)	Renault Clio Cup	43.030 +0.293	45.378 +0.364	46.037 +0.210	2'14.445 2'15.312	25	0.867
20	99 MAIO (B D) G. (FRA)	Renault Clio Cup	43.125 +0.234	45.317 +0.158	46.142	2'14.584 2'14.976	21	0.392
21	69 STEFANA (A) Q. (ITA)	Renault Clio Cup	43.307	45.060	46.278 +0.273	2'14.645 2'14.918	19	0.273
22	102 ARGENTI (A) A. (ITA)	Renault Clio Cup	43.336 +0.285	45.073 +0.568	46.253 +0.131	2'14.662 2'15.646	31	0.984
23	94 BACCHI (A) P. (ITA)	Renault Clio Cup	43.018	45.095 +0.417	46.575 +0.069	2'14.688 2'15.174	22	0.486
24	211 MILJKOVIC (C) N. (SRB)	Renault Clio Cup	43.141	45.095 +0.227	46.457	2'14.693 2'14.920	20	0.227
25	21 POLDERMAN (B D) S. ()	Renault Clio Cup	42.895 +0.056	45.602 +0.222	46.455	2'14.952 2'15.230	24	0.278
26	51 SEIBEL (C) H. (DEU)	Renault Clio Cup	43.282 +0.169	45.404 +0.011	46.319	2'15.005 2'15.185	23	0.180
27	38 ALCIDI (A C) A. (ITA)	Renault Clio Cup	43.429 +0.094	45.354	46.267 +0.173	2'15.050 2'15.317	26	0.267
28	103 MEZZETTI (A) W. (ITA)	Renault Clio Cup	43.421 +0.229	45.266 +0.135	46.426	2'15.113 2'15.477	28	0.364
29	213 HERRERIAS (D) A. (ESP)	Renault Clio Cup	43.190 +0.132	45.293 +0.080	46.701	2'15.184 2'15.396	27	0.212
30	29 COCAIGN (B C) P. (FRA)	Renault Clio Cup	43.720 +0.095	45.246 +0.107	46.229 +0.107	2'15.195 2'15.504	29	0.309
31	55 STEENMETZ (B D) R. (N)	Renault Clio Cup	43.080 +0.113	45.520	46.791 +0.083	2'15.391 2'15.587	30	0.196
32	74 ZADOTTI (A) V. (ITA)	Renault Clio Cup	43.448 +0.005	45.372	46.656 +0.421	2'15.476 2'15.902	32	0.426
33	92 RUGHETTI (A) M. (ITA)	Renault Clio Cup	43.431 +0.039	45.487 +0.028	46.789 +0.136	2'15.707 2'15.910	33	0.203

29/10/2021





ACI Racing Weekend Monza 30-31 Ottobre 2021

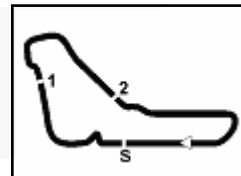
Clio Cup Europe - Ideal Time Collective Test 2

Monza 5.793 m

2 / 2

No. Driver	Car	Seg. 1	Seg. 2	Seg. 3	Ideal Time			
		Diff. 1	Diff. 2	Diff. 3	Best Lap	Pos.	Diff.	
34 46 'DUE' (A) (ITA)	Renault Clio Cup	43.659 +0.147	45.566	46.757	2'15.982 2'16.129	34	0.147	
35 6 SCIONTI (A) F. (ITA)	Renault Clio Cup	43.604 +0.144	45.396	47.049 +0.262	2'16.049 2'16.455	35	0.406	
36 173 CHIERICHETTI (A) A. (IT)	Renault Clio Cup	43.516 +0.186	45.790	47.011 +0.035	2'16.317 2'16.538	37	0.221	
37 16 VIGUEIR (B C) L. (FRA)	Renault Clio Cup	43.650 +0.295	45.873	46.880	2'16.403 2'16.698	38	0.295	
38 17 PASQUALI (A C) D. (ITA)	Renault Clio Cup	43.507	45.919	47.047	2'16.473 2'16.473	36		
39 34 THEVENOT J. (FRA)	Renault Clio Cup	43.659 +0.348	46.080 +0.306	46.974	2'16.713 2'17.367	40	0.654	
40 88 HORN (B D) (FRA)	Renault Clio Cup	43.582	45.773 +0.584	47.392 +0.442	2'16.747 2'17.773	41	1.026	
41 42 ALONSO (C) M. (ESP)	Renault Clio Cup	43.961 +0.256	46.193 +0.069	46.870	2'17.024 2'17.349	39	0.325	
42 82 CIMENS (A) J. (ITA)	Renault Clio Cup	43.563	46.632 +1.105	47.029 +0.367	2'17.224 2'18.696	44	1.472	
43 71 BIGOGNO (A) M. (ITA)	Renault Clio Cup	43.600 +0.271	46.292	47.949 +0.293	2'17.841 2'18.405	42	0.564	
44 33 FAYE (B) M. (FRA)	Renault Clio Cup	44.099	46.851 +0.070	47.627	2'18.577 2'18.647	43	0.070	
45 333 PEIROLERI-BARGIGGI	Renault Clio Cup	44.154 +0.656	46.553	47.907	2'18.614 2'19.270	45	0.656	
46 4 RODRIGO (D) J. (ESP)	Renault Clio Cup	44.004	46.880	48.125 +0.610	2'19.009 2'19.619	46	0.610	
47 61 ALONSO (D) G. (ESP)	Renault Clio Cup	44.775 +0.292	48.697 +0.222	50.378 +0.215	2'23.850 2'24.579	47	0.729	
73 CUTINI (A) S. (ITA)	Renault Clio Cup							
Overall Ideal Time			42.426	44.192	45.452	2'12.070		





ACI Racing Weekend Monza 30-31 Ottobre 2021

Clio Cup Europe - Chronological Analysis Collective Test 2

Monza 5.793 m

1 / 6

1 T. PEKAR (C) (2'14.359)

Lap	Seg.1	Seg.2	Seg.3	Lap Time	km/h	Local Time
1		53.802	50.891		98,2	12:14'05.638
2	44.099	46.708	46.986	2'17.793	197,8	12:16'23.431
3	43.700	46.438	46.807	2'16.945	207,7	12:18'40.376
4	43.364	45.349	46.344	2'15.057	211,8	12:20'55.433
5	44.397	47.005	45.867	2'17.269	212,2	12:23'12.702
6	43.315	45.807	46.310	2'15.432	199,6	12:25'28.134
7	43.966	44.936	45.457	2'14.359	213,0	12:27'42.493
8	45.312	45.193	45.998	2'16.503	181,5	12:29'58.996
9	43.463	46.701	1'10.949	2'41.113P	211,4	12:32'40.109
10	1'49.523	47.421	46.140	3'23.084CP	163,9	12:36'03.193
11	43.114	45.805	1'18.162	2'47.081CP	210,1	12:38'50.274

3	3'53.191	46.564	47.494	5'27.249P	161,9	12:22'42.852
4	44.232	47.409	47.084	2'18.725	203,0	12:25'01.577
5	43.979	45.610	1'01.900	2'31.489P	207,7	12:27'33.066
6	3'38.876	51.915	50.386	5'21.177P	80,5	12:32'54.243
7	43.604	45.818	47.049	2'16.471	209,7	12:35'10.714
8	43.748	45.396	47.311	2'16.455	209,7	12:37'27.169

9 A. STUCKI (C) (2'14.067)

Lap	Seg.1	Seg.2	Seg.3	Lap Time	km/h	Local Time
1		54.127	51.049		94,1	12:14'05.390
2	44.907	47.140	48.109	2'20.156	190,5	12:16'25.546
3	45.925	46.475	47.659	2'20.059	209,7	12:18'45.605
4	43.323	45.840	46.721	2'15.884	211,8	12:21'01.489
5	43.158	46.272	46.451	2'15.881	210,9	12:23'17.370
6	43.461	46.004	47.229	2'16.694	211,8	12:25'34.064
7	43.101	45.225	46.391	2'14.717	211,4	12:27'48.781
8	43.231	45.086	46.363	2'14.680	211,4	12:30'03.461
9	42.885	46.776	46.844	2'16.505	213,0	12:32'19.966
10	42.735	45.442	46.177	2'14.354	213,0	12:34'34.320
11	42.888	45.019	46.160	2'14.067	213,0	12:36'48.387

2 M. GUILLOT (A C) (2'13.780)

Lap	Seg.1	Seg.2	Seg.3	Lap Time	km/h	Local Time
1		52.526	51.283		98,2	12:14'20.616
2	44.497	46.672	47.993	2'19.162	193,9	12:16'39.778
3	43.489	46.316	48.136	2'17.941	203,0	12:18'57.719
4	43.133	45.443	46.309	2'14.885	201,1	12:21'12.604
5	45.856	45.635	49.334	2'20.825	200,7	12:23'33.429
6	43.006	45.426	46.283	2'14.715	219,1	12:25'48.144
7	44.359	45.479	46.311	2'16.149	219,1	12:28'04.293
8	42.859	45.093	46.110	2'14.062	216,0	12:30'18.355
9	43.220	45.549	45.934	2'14.703	202,6	12:32'33.058
10	43.154	45.623	45.715	2'14.492	209,7	12:34'47.550
11	42.687	45.004	46.089	2'13.780	201,5	12:37'01.330

10 L. NICOLI (A) (2'13.982)

Lap	Seg.1	Seg.2	Seg.3	Lap Time	km/h	Local Time
1		48.964	49.725		144,8	12:14'26.997
2	44.503	47.367	48.039	2'19.909	187,8	12:16'46.906
3	43.643	45.889	49.050	2'18.582	210,1	12:19'05.488
4	43.662	46.079	46.611	2'16.352	212,2	12:21'21.840
5	43.503	45.883	46.991	2'16.377	208,5	12:23'38.217
6	43.904	45.182	46.519	2'15.605	207,3	12:25'53.822
7	43.714	45.119	46.202	2'15.035	210,5	12:28'08.857
8	43.094	44.921	46.062	2'14.077	211,8	12:30'22.934
9	43.068	44.684	46.365	2'14.117	212,2	12:32'37.051
10	43.069	44.789	46.745	2'14.603	213,4	12:34'51.654
11	43.025	44.774	46.183	2'13.982	213,0	12:37'05.636

4 J. RODRIGO (D) (2'19.619)

Lap	Seg.1	Seg.2	Seg.3	Lap Time	km/h	Local Time
1		52.480	54.056		129,7	12:14'30.357
2	45.987	48.455	49.422	2'23.864	193,9	12:16'54.221
3	45.098	48.842	50.422	2'24.362	194,9	12:19'18.583
4	44.549	48.785	48.969	2'22.303	186,9	12:21'40.886
5	44.360	47.536	48.911	2'20.807	200,4	12:24'01.693
6	47.599	47.740	49.613	2'24.952	199,3	12:26'26.645
7	44.543	47.157	49.938	2'21.638	180,0	12:28'48.283
8	44.573	47.496	48.125	2'20.194	204,9	12:31'08.477
9	44.676	47.198	48.205	2'20.079	194,6	12:33'28.556
10	44.004	46.880	48.735	2'19.619	206,5	12:35'48.175
11	44.157	46.954	1'13.544	2'44.655CP	183,1	12:38'32.830

12 G. TORELLI (A) (2'14.619)

Lap	Seg.1	Seg.2	Seg.3	Lap Time	km/h	Local Time
1		50.483	49.523		110,8	12:13'54.664
2	44.961	46.976	47.619	2'19.556	197,1	12:16'14.220
3	44.203	45.751	46.953	2'16.907	206,5	12:18'31.127
4	44.461	54.917	47.659	2'27.037	207,3	12:20'58.164
5	43.695	46.012	46.382	2'16.089	211,4	12:23'14.253
6	43.107	45.392	46.273	2'14.772	213,9	12:25'29.025
7	43.301	45.325	46.222	2'14.848	210,1	12:27'43.873
8	43.749	45.012	46.263	2'15.024	213,0	12:29'58.897
9	43.854	46.679	48.039	2'18.572	207,7	12:32'17.469
10	43.386	45.003	46.230	2'14.619	213,9	12:34'32.088
11	43.964	46.876	46.387	2'17.227	211,4	12:36'49.315

5 A. JURADO (A B) (2'12.754)

Lap	Seg.1	Seg.2	Seg.3	Lap Time	km/h	Local Time
1		50.148	50.919		141,7	12:14'21.513
2	44.048	46.330	47.038	2'17.416	193,9	12:16'38.929
3	43.365	45.174	49.513	2'18.052	212,6	12:18'56.981
4	43.219	45.811	46.175	2'15.205	212,6	12:21'12.186
5	43.073	44.967	45.714	2'13.754	210,9	12:23'25.940
6	42.658	44.675	45.814	2'13.147	214,7	12:25'39.087
7	42.854	46.269	45.887	2'15.010	215,1	12:27'54.097
8	42.589	44.768	46.289	2'13.646	215,6	12:30'07.743
9	43.339	45.850	46.868	2'16.057	213,0	12:32'23.800
10	42.810	45.200	45.772	2'13.782	213,9	12:34'37.582
11	42.779	44.372	45.603	2'12.754	213,4	12:36'50.336

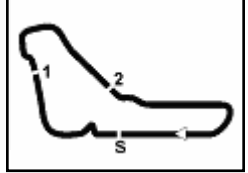
13 Y. OSPANOV (A B) (2'14.444)

Lap	Seg.1	Seg.2	Seg.3	Lap Time	km/h	Local Time
1		50.048	50.679		122,9	12:14'21.898
2	46.070	46.277	47.205	2'19.552	181,2	12:16'41.450
3	43.969	45.726	48.456	2'18.151	204,5	12:18'59.601
4	44.788	46.222	46.558	2'17.568	202,2	12:21'17.169
5	43.785	45.431	47.501	2'16.717	209,7	12:23'33.886
6	43.281	45.666	46.368	2'15.315	201,5	12:25'49.201
7	43.541	45.747	46.505	2'15.793	203,4	12:28'04.994
8	43.156	45.550	46.272	2'14.978	206,1	12:30'19.972
9	43.306	45.266	45.872	2'14.444	207,3	12:32'34.416

6 F. SCIONTI (A) (2'16.455)

Lap	Seg.1	Seg.2	Seg.3	Lap Time	km/h	Local Time
1		50.821	55.494		143,4	12:14'42.613
2	44.324	47.436	1'01.230	2'32.990P	209,7	12:17'15.603





ACI Racing Weekend Monza 30-31 Ottobre 2021

Clio Cup Europe - Chronological Analysis Collective Test 2

Monza 5.793 m

2 / 6

10	44.136	45.600	46.025	2'15.761	211,4	12:34'50.177
11	43.498	45.862	46.893	2'16.253	210,9	12:37'06.430

15 D. POUGET (B D) (2'13.126)

Lap	Seg.1	Seg.2	Seg.3	Lap Time	km/h	Local Time
1		54.249	50.785		153,2	12:15'00.427
2	43.804	45.620	46.645	2'16.069	200,7	12:17'16.496
3	43.438	45.105	48.765	2'17.308	211,4	12:19'33.804
4	43.155	45.918	45.918	2'14.991	197,8	12:21'48.795
5	42.642	45.444	46.063	2'14.149	204,5	12:24'02.944
6	42.896	45.800	46.361	2'15.057	206,9	12:26'18.001
7	42.662	44.535	45.929	2'13.126	216,9	12:28'31.127
8	42.585	44.985	45.869	2'13.439	215,6	12:30'44.566
9	47.371	45.299	45.966	2'18.636	134,2	12:33'03.202
10	42.483	45.850	45.836	2'14.169	210,9	12:35'17.371
11	42.952	44.837	50.025	2'17.814	216,9	12:37'35.185

16 L. VIGUIER (B C) (2'16.698)

Lap	Seg.1	Seg.2	Seg.3	Lap Time	km/h	Local Time
1		50.085	49.741		152,3	12:15'04.574
2	45.008	47.791	47.566	2'20.365	179,7	12:17'24.939
3	44.087	47.090	49.447	2'20.624	202,2	12:19'45.563
4	44.245	46.338	47.916	2'18.499	193,2	12:22'04.062
5	44.039	46.370	47.189	2'17.598C	195,7	12:24'21.660
6	43.945	45.873	46.880	2'16.698	201,9	12:26'38.358
7	43.650	45.913	47.363	2'16.926	201,5	12:28'55.284
8	43.969	46.731	47.234	2'17.934	197,8	12:31'13.218
9	43.965	46.060	46.976	2'17.001	197,4	12:33'30.219
10	43.731	45.877	47.664	2'17.272	199,6	12:35'47.491
11	43.922	45.977	1'00.626	2'30.525CP	198,5	12:38'18.016

17 D. PASQUALI (A C) (2'16.473)

Lap	Seg.1	Seg.2	Seg.3	Lap Time	km/h	Local Time
1		50.701	50.809		141,2	12:14'40.315
2	45.793	48.987	49.174	2'23.954	180,0	12:17'04.269
3	45.142	47.734	49.460	2'22.336	198,5	12:19'26.605
4	44.675	46.987	48.360	2'20.022	191,5	12:21'46.627
5	44.145	47.329	47.861	2'19.335	202,6	12:24'05.962
6	44.038	47.575	48.240	2'19.853	206,9	12:26'25.815
7	44.443	46.472	47.777	2'18.692	183,1	12:28'44.507
8	43.678	46.414	48.544	2'18.636	210,1	12:31'03.143
9	44.564	46.241	47.250	2'18.055	180,3	12:33'21.198
10	43.507	45.919	47.047	2'16.473	209,3	12:35'37.671
11	44.055	46.125	47.796	2'17.976C	202,2	12:37'55.647

21 S. POLDERMAN (B D) (2'15.230)

Lap	Seg.1	Seg.2	Seg.3	Lap Time	km/h	Local Time
1		57.835	52.306		114,3	12:14'06.996
2	44.297	46.965	47.357	2'18.619	187,8	12:16'25.615
3	44.106	47.928	47.226	2'19.260	193,9	12:18'44.875
4	43.444	47.068	46.925	2'17.437	200,7	12:21'02.312
5	42.895	46.049	46.830	2'15.774	205,7	12:23'18.086
6	43.198	46.692	49.215	2'19.105	215,6	12:25'37.191
7	42.951	45.824	46.455	2'15.230	195,7	12:27'52.421
8	43.544	47.463	46.526	2'17.533	201,5	12:30'09.954
9	42.944	47.097	46.956	2'16.997	204,9	12:32'26.951
10	43.492	45.602	55.565	2'24.659P	201,1	12:34'51.610
11	2'11.009	46.766	1'09.088	4'06.863CP	150,0	12:38'58.473

25 A. ALBOUY (B D) (2'13.833)

Lap	Seg.1	Seg.2	Seg.3	Lap Time	km/h	Local Time
1		53.873	50.675		151,0	12:15'00.676
2	43.736	46.271	46.654	2'16.661	189,1	12:17'17.337
3	43.005	45.425	47.528	2'15.958	209,3	12:19'33.295
4	43.152	45.226	46.332	2'14.710C	207,7	12:21'48.005
5	43.149	45.559	46.568	2'15.276	204,9	12:24'03.281
6	42.754	45.988	46.179	2'14.921	198,9	12:26'18.202
7	42.768	45.038	46.027	2'13.833	194,9	12:28'32.035
8	42.917	48.463	45.968	2'17.348	213,9	12:30'49.383
9	42.838	45.189	45.982	2'14.009	208,9	12:33'03.392
10	42.590	46.287	46.791	2'15.668	195,7	12:35'19.060
11	42.845	45.239	48.571	2'16.655	208,5	12:37'35.715

27 F. BERTO (A) (2'14.188)

Lap	Seg.1	Seg.2	Seg.3	Lap Time	km/h	Local Time
1		52.614	51.540		101,6	12:14'21.390
2	45.719	46.942	47.134	2'19.795	181,2	12:16'41.185
3	43.625	46.175	48.318	2'18.118	198,2	12:18'59.303
4	43.625	45.651	46.884	2'16.160C	203,4	12:21'15.463
5	44.146	45.837	49.151	2'19.134	205,3	12:23'34.597
6	43.368	45.579	46.555	2'15.502	205,3	12:25'50.099
7	43.329	45.435	46.640	2'15.404	206,5	12:28'05.503
8	43.139	45.228	46.613	2'14.980	210,5	12:30'20.483
9	43.392	44.895	46.204	2'14.491	195,3	12:32'34.974
10	43.810	47.435	46.653	2'17.898	212,2	12:34'52.872
11	43.216	44.944	46.028	2'14.188	214,7	12:37'07.060

29 P. COCAIGN (B C) (2'15.504)

Lap	Seg.1	Seg.2	Seg.3	Lap Time	km/h	Local Time
1		53.812	50.592		147,7	12:15'01.038
2	44.496	46.155	46.935	2'17.586	185,6	12:17'18.624
3	43.977	45.847	46.891	2'16.715	203,8	12:19'35.339
4	44.159	45.858	46.667	2'16.684	193,9	12:21'52.023
5	43.896	45.682	46.937	2'16.515	204,5	12:24'08.538
6	43.842	45.383	47.906	2'17.131	196,7	12:26'25.669
7	44.040	45.259	46.229	2'15.528	205,3	12:28'41.197
8	43.848	46.388	46.741	2'16.977	193,9	12:30'58.174
9	43.815	45.353	46.336	2'15.504	204,2	12:33'13.678
10	43.918	45.321	46.361	2'15.600	204,2	12:35'29.278
11	43.720	45.246	46.581	2'15.547	201,1	12:37'44.825

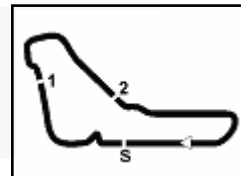
33 M. FAYE (B) (2'18.647)

Lap	Seg.1	Seg.2	Seg.3	Lap Time	km/h	Local Time
1		56.384	57.693		102,9	12:14'24.264
2	47.975	49.573	51.025	2'28.573	171,4	12:16'52.837
3	44.841	48.629	50.078	2'23.548	197,4	12:19'16.385
4	44.907	47.772	48.738	2'21.417	181,8	12:21'37.802
5	44.639	47.556	48.267	2'20.462	190,1	12:23'58.264
6	44.451	47.984	48.547	2'20.982	205,7	12:26'19.246
7	44.510	47.397	48.151	2'20.058	180,9	12:28'39.304
8	44.637	46.851	47.964	2'19.452	179,1	12:30'58.756
9	44.314	46.961	47.679	2'18.954	200,7	12:33'17.710
10	44.099	46.921	47.627	2'18.647	200,0	12:35'36.357
11	46.086	47.153	52.263	2'25.502C	200,4	12:38'01.859

34 J. THEVENOT (2'17.367)

Lap	Seg.1	Seg.2	Seg.3	Lap Time	km/h	Local Time
1		52.645	52.059		85,9	12:14'26.830
2	45.860	49.035	48.600	2'23.495	178,2	12:16'50.325





ACI Racing Weekend Monza 30-31 Ottobre 2021
Clio Cup Europe - Chronological Analysis Collective Test 2

Monza 5.793 m

3 / 6

3	44.027	47.243	47.876	2'19.146	197,8	12:19'09.471	7	43.856	46.202	46.841	2'16.899	209,3	12:28'16.660
4	44.070	47.178	47.964	2'19.212	208,1	12:21'28.683	8	43.890	45.829	47.077	2'16.796	209,7	12:30'33.456
5	43.801	47.027	48.078	2'18.906	198,9	12:23'47.589	9	43.806	45.566	46.757	2'16.129	209,7	12:32'49.585
6	44.296	46.551	47.439	2'18.286	193,9	12:26'05.875	10	43.724	46.266	46.851	2'16.841	210,1	12:35'06.426
7	44.046	46.681	47.362	2'18.089	200,4	12:28'23.964	11	43.659	45.947	47.339	2'16.945	210,5	12:37'23.371
8	44.266	46.635	47.695	2'18.596	171,2	12:30'42.560							
9	44.007	46.386	46.974	2'17.367	197,8	12:32'59.927							
10	43.909	46.361	47.231	2'17.501	204,5	12:35'17.428							
11	43.659	46.080	49.319	2'19.058	203,8	12:37'36.486							

38 A. ALCIDI (A C) (2'15.317)

Lap	Seg.1	Seg.2	Seg.3	Lap Time	km/h	Local Time
1		50.776	50.556		139,2	12:14'38.586
2	45.088	47.286	47.964	2'20.338	179,1	12:16'58.924
3	44.077	46.512	48.309	2'18.898	200,0	12:19'17.822
4	44.078	47.179	47.299	2'18.556	185,6	12:21'36.378
5	43.910	46.063	46.812	2'16.785	200,4	12:23'53.163
6	43.550	46.504	47.623	2'17.677	206,9	12:26'10.840
7	43.835	49.976	48.848	2'22.659	193,2	12:28'33.499
8	43.769	45.639	46.962	2'16.370	207,7	12:30'49.869
9	43.458	45.807	46.267	2'15.532	206,9	12:33'05.401
10	43.523	45.354	46.440	2'15.317	212,2	12:35'20.718
11	43.429	47.782	47.784	2'18.995	208,5	12:37'39.713

40 A. SEBASTI SCALERA (A) (2'14.206)

Lap	Seg.1	Seg.2	Seg.3	Lap Time	km/h	Local Time
1		53.006	49.334		92,2	12:14'14.570
2	44.389	46.814	48.034	2'19.237	194,6	12:16'33.807
3	43.734	45.244	46.738	2'15.716	206,5	12:18'49.523
4	43.600	45.651	46.599	2'15.850	210,1	12:21'05.373
5	43.328	45.427	46.561	2'15.316	210,9	12:23'20.689
6	43.204	44.923	47.095	2'15.222	212,6	12:25'35.911
7	43.239	45.160	46.294	2'14.693C	216,4	12:27'50.604
8	43.181	45.091	45.934	2'14.206	212,2	12:30'04.810
9	43.060	45.238	46.275	2'14.573	214,7	12:32'19.383
10	43.109	45.156	46.398	2'14.663	213,0	12:34'34.046
11	44.999	45.979	47.706	2'18.684	169,5	12:36'52.730

42 M. ALONSO (C) (2'17.349)

Lap	Seg.1	Seg.2	Seg.3	Lap Time	km/h	Local Time
1		52.766	51.185		141,0	12:15'03.568
2	45.089	47.598	48.231	2'20.918	176,5	12:17'24.486
3	44.880	47.436	49.004	2'21.320	186,5	12:19'45.806
4	46.353	51.905	48.033	2'26.291	148,6	12:22'12.097
5	44.709	47.473	47.614	2'19.796	203,0	12:24'31.893
6	44.440	46.773	47.230	2'18.443	206,9	12:26'50.336
7	44.428	46.378	47.109	2'17.915	208,5	12:29'08.251
8	44.173	46.193	47.209	2'17.575	206,9	12:31'25.826
9	44.217	46.262	46.870	2'17.349	209,3	12:33'43.175
10	43.961	46.629	47.668	2'18.258C	208,1	12:36'01.433
11	44.022	46.457	1'14.755	2'45.234CP	208,1	12:38'46.667

46 . 'DUE' (A) (2'16.129)

Lap	Seg.1	Seg.2	Seg.3	Lap Time	km/h	Local Time
1		52.007	51.825		102,8	12:14'22.993
2	45.364	48.006	48.497	2'21.867	190,8	12:16'44.860
3	44.039	46.493	49.511	2'20.043	206,5	12:19'04.903
4	43.936	46.761	46.843	2'17.540	200,7	12:21'22.443
5	43.986	46.727	47.361	2'18.074	205,7	12:23'40.517
6	45.113	46.964	47.167	2'19.244	214,7	12:25'59.761

50 N. MILAN (B D) (2'13.110)

Lap	Seg.1	Seg.2	Seg.3	Lap Time	km/h	Local Time
1		50.208	50.459		92,1	12:14'20.833
2	44.982	47.162	47.302	2'19.446	199,3	12:16'40.279
3	43.462	46.014	48.166	2'17.642	202,2	12:18'57.921
4	42.674	45.560	46.222	2'14.456	216,4	12:21'12.377
5	46.949	45.642	48.612	2'21.203	214,7	12:23'33.580
6	43.145	45.521	46.031	2'14.697	204,5	12:25'48.277
7	43.220	46.790	46.212	2'16.222	203,0	12:28'04.499
8	42.891	45.667	46.030	2'14.588	212,2	12:30'19.087
9	42.989	45.159	45.896	2'14.044	210,9	12:32'33.131
10	42.795	45.205	45.915	2'13.915	219,5	12:34'47.046
11	42.426	44.971	45.713	2'13.110	220,0	12:37'00.156

51 H. SEIBEL (C) (2'15.185)

Lap	Seg.1	Seg.2	Seg.3	Lap Time	km/h	Local Time
1		52.859	51.765		110,5	12:14'08.811
2	44.699	47.571	48.306	2'20.576	192,9	12:16'29.387
3	44.179	46.512	48.184	2'18.875	201,9	12:18'48.262
4	44.134	46.369	47.623	2'18.126	201,1	12:21'06.388
5	44.037	46.013	47.317	2'17.367	198,5	12:23'23.755
6	43.788	45.853	46.979	2'16.620	209,7	12:25'40.375
7	43.660	45.404	46.791	2'15.855	214,3	12:27'56.230
8	43.579	46.299	46.743	2'16.621C	215,1	12:30'12.851
9	43.351	45.624	46.780	2'15.755	208,9	12:32'28.606
10	43.403	45.429	47.036	2'15.868	212,6	12:34'44.474
11	43.451	45.415	46.319	2'15.185	213,0	12:36'59.659

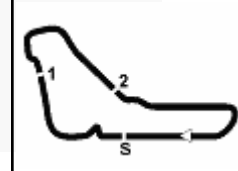
55 R. STEENMETZ (B D) (2'15.587)

Lap	Seg.1	Seg.2	Seg.3	Lap Time	km/h	Local Time
1		53.138	51.395		97,4	12:14'24.389
2	45.403	48.633	49.385	2'23.421	180,6	12:16'47.810
3	44.019	46.536	47.360	2'17.915	200,4	12:19'05.725
4	43.894	46.243	47.604	2'17.741	203,8	12:21'23.466
5	43.387	46.627	46.791	2'16.805	208,9	12:23'40.271
6	43.429	1'10.719	47.996	2'42.144	212,6	12:26'22.415
7	43.536	46.046	47.646	2'17.228	196,4	12:28'39.643
8	43.193	45.520	46.874	2'15.587	208,1	12:30'55.230
9	43.080	46.151	46.871	2'16.102	208,5	12:33'11.332
10	43.320	45.195	46.440	2'14.955C	210,5	12:35'26.287
11	43.245	45.681	47.223	2'16.149	210,5	12:37'42.436

61 G. ALONSO (D) (2'24.579)

Lap	Seg.1	Seg.2	Seg.3	Lap Time	km/h	Local Time
1		55.262	54.638		151,0	12:15'14.505
2	47.437	52.113	52.944	2'32.494	160,5	12:17'46.999
3	46.024	50.507	52.492	2'29.023	174,5	12:20'16.022
4	45.651	50.064	51.170	2'26.885	180,6	12:22'42.907
5	45.397	49.562	50.599	2'25.558	174,8	12:25'08.465
6	45.080	49.590	50.986	2'25.656	179,4	12:27'34.121
7	45.085	49.294	50.949	2'25.328	182,7	12:29'59.449
8	45.067	48.919	50.593	2'24.579	184,9	12:32'24.028
9	1'03.086	53.826	50.378	2'47.290	181,8	12:35'11.318
10	44.775	48.697	1'54.393	3'27.865CP	187,8	12:38'39.183





ACI Racing Weekend Monza 30-31 Ottobre 2021
Clio Cup Europe - Chronological Analysis Collective Test 2

Monza 5.793 m

4 / 6

69 Q. STEFANA (A) (2'14.918)

Lap	Seg.1	Seg.2	Seg.3	Lap Time	km/h	Local Time
1		52.575	52.085	102,8	12:14'22.506	
2	45.606	46.914	47.295	2'19.815	187,2	12:16'42.321
3	44.099	45.330	48.282	2'17.711	202,2	12:19'00.032
4	44.506	46.259	47.172	2'17.937C	202,6	12:21'17.969
5	43.464	45.431	47.378	2'16.273C	210,9	12:23'34.242
6	43.525	45.317	47.511	2'16.353C	206,5	12:25'50.595
7	43.625	45.401	46.220	2'15.246C	203,4	12:28'05.841
8	43.307	45.060	46.551	2'14.918	210,1	12:30'20.759
9	43.594	45.884	47.172	2'16.650	194,6	12:32'37.409
10	43.632	45.770	46.278	2'15.680	212,6	12:34'53.089
11	43.406	46.125	52.679	2'22.210	209,3	12:37'15.299

71 M. BIGOGNO (A) (2'18.405)

Lap	Seg.1	Seg.2	Seg.3	Lap Time	km/h	Local Time
1		55.355	54.991	99,5	12:14'12.834	
2	45.980	49.052	49.716	2'24.748	188,5	12:16'37.582
3	44.969	46.893	49.736	2'21.598	197,8	12:18'59.180
4	45.870	46.951	48.297	2'21.118	202,6	12:21'20.298
5	44.199	49.702	48.780	2'22.681	198,2	12:23'42.979
6	44.286	47.434	48.388	2'20.108	198,2	12:26'03.087
7	43.871	46.292	48.242	2'18.405	202,6	12:28'21.492
8	44.394	46.831	47.949	2'19.174	198,5	12:30'40.666
9	44.484	46.321	48.289	2'19.094	204,5	12:32'59.760
10	44.384	47.442	48.043	2'19.869	206,1	12:35'19.629
11	43.600	48.551	48.494	2'20.645	204,9	12:37'40.274

74 V. ZADOTTI (A) (2'15.902)

Lap	Seg.1	Seg.2	Seg.3	Lap Time	km/h	Local Time
1		54.655	51.140	135,5	12:14'49.216	
2	45.116	48.310	48.174	2'21.600	188,8	12:17'10.816
3	43.997	46.563	47.500	2'18.060	203,0	12:19'28.876
4	43.580	46.211	47.082	2'16.873	210,1	12:21'45.749
5	44.312	47.357	47.075	2'18.744	202,6	12:24'04.493
6	44.229	46.175	47.108	2'17.512	197,1	12:26'22.005
7	43.448	45.900	47.192	2'16.540	204,2	12:28'38.545
8	43.642	45.739	46.656	2'16.037	197,1	12:30'54.582
9	43.466	45.601	46.391	2'15.458C	210,5	12:33'10.040
10	43.381	45.602	46.337	2'15.320C	210,1	12:35'25.360
11	43.453	45.372	47.077	2'15.902	208,5	12:37'41.262

76 M. DANETTI (A) (2'15.312)

Lap	Seg.1	Seg.2	Seg.3	Lap Time	km/h	Local Time
1		49.224	50.688	130,4	12:14'39.608	
2	44.547	46.912	48.173	2'19.632	187,5	12:16'59.240
3	43.856	45.843	48.447	2'18.146	202,6	12:19'17.386
4	43.970	45.444	47.107	2'16.521	189,1	12:21'33.907
5	44.714	45.485	46.057	2'16.256	212,6	12:23'50.163
6	43.308	53.397	46.565	2'23.270	213,0	12:26'13.433
7	43.030	46.199	46.627	2'15.856	214,7	12:28'29.289
8	43.828	46.382	46.037	2'16.247	209,7	12:30'45.536
9	43.323	45.742	46.247	2'15.312	213,9	12:33'00.848
10	43.447	46.083	46.611	2'16.141	214,3	12:35'16.989
11	43.644	45.378	49.598	2'18.620	204,2	12:37'35.609

82 J. CIMENS (A) (2'18.696)

Lap	Seg.1	Seg.2	Seg.3	Lap Time	km/h	Local Time
1		51.646	51.595	143,6	12:14'37.647	

2	44.816	47.743	48.518	2'21.077	180,6	12:16'58.724
3	45.566	46.999	48.189	2'20.754	168,5	12:19'19.478
4	44.664	47.303	47.903	2'19.870	188,5	12:21'39.348
5	44.183	46.888	1'01.461	2'32.532P	193,9	12:24'11.880
6	2'30.042	50.199	51.323	4'11.564P	118,9	12:28'23.444
7	44.663	46.632	48.216	2'19.511	188,2	12:30'42.955
8	44.215	47.721	47.029	2'18.965	186,9	12:33'01.920
9	43.563	47.737	47.396	2'18.696	205,3	12:35'20.616
10	43.989	51.637	48.082	2'23.708	188,5	12:37'44.324

87 F. JELMINI (A) (2'13.868)

Lap	Seg.1	Seg.2	Seg.3	Lap Time	km/h	Local Time
1		47.561	47.706	80,5	12:14'11.890	
2	43.686	45.476	46.185	2'15.347C	208,1	12:16'27.237
3	43.572	46.150	45.703	2'15.425C	214,7	12:18'42.662
4	43.244	44.622	46.117	2'13.983C	212,6	12:20'56.645
5	43.205	46.776	45.452	2'15.433	211,4	12:23'12.078
6	43.327	46.218	46.872	2'16.417	212,6	12:25'28.495
7	43.174	44.979	45.715	2'13.868	216,4	12:27'42.363
8	46.822	46.089	56.015	2'28.926P	198,5	12:30'11.289
9	2'56.001	45.115	46.015	4'27.131P	165,1	12:34'38.420
10	43.071	44.192	46.636	2'13.899	213,4	12:36'52.319

88 . HORN (B D) (2'17.773)

Lap	Seg.1	Seg.2	Seg.3	Lap Time	km/h	Local Time
1		53.771	51.459	150,2	12:15'02.286	
2	44.287	46.892	47.884	2'19.063	192,9	12:17'21.349
3	43.924	47.281	50.184	2'21.389	209,7	12:19'42.738
4	43.829	46.553	47.889	2'18.271	206,5	12:22'01.009
5	43.970	47.146	47.589	2'18.705	203,0	12:24'19.714
6	43.906	46.520	47.392	2'17.818	203,0	12:26'37.532
7	43.942	46.312	48.010	2'18.264	204,9	12:28'55.796
8	43.930	46.423	47.623	2'17.976C	190,1	12:31'13.772
9	43.848	45.963	46.959	2'16.770C	190,8	12:33'30.542
10	43.582	46.357	47.834	2'17.773	195,7	12:35'48.315
11	43.623	45.773	1'09.078	2'38.474CP	192,9	12:38'26.789

92 M. RUGHETTI (A) (2'15.910)

Lap	Seg.1	Seg.2	Seg.3	Lap Time	km/h	Local Time
1		50.474	49.080	111,9	12:13'55.361	
2	44.807	48.051	48.430	2'21.288	193,9	12:16'16.649
3	44.164	48.455	47.322	2'19.941	202,6	12:18'36.590
4	43.803	46.061	47.220	2'17.084	209,7	12:20'53.674
5	43.836	46.196	47.268	2'17.300	208,1	12:23'10.974
6	49.505	47.341	47.840	2'24.686	208,5	12:25'35.660
7	43.783	45.654	47.028	2'16.465	200,0	12:27'52.125
8	43.470	45.515	46.925	2'15.910	212,2	12:30'08.035
9	43.431	47.634	46.789	2'17.854	196,0	12:32'25.889
10	45.413	45.487	56.092	2'26.992P	196,4	12:34'52.881
11	2'25.397	48.356	1'10.516	4'24.269CP	162,2	12:39'17.150

93 N. ABELLA (D) (2'14.376)

Lap	Seg.1	Seg.2	Seg.3	Lap Time	km/h	Local Time
1		52.591	49.354	108,9	12:13'56.523	
2	44.570	48.780	47.601	2'20.951	177,3	12:16'17.474
3	43.524	46.836	47.018	2'17.378	199,6	12:18'34.852
4	43.568	45.692	47.023	2'16.283	210,1	12:20'51.135
5	44.623	49.260	48.488	2'22.371	209,3	12:23'13.506
6	43.295	45.746	46.257	2'15.298C	204,2	12:25'28.804
7	44.528	45.456	45.929	2'15.913C	207,7	12:27'44.717





ACI Racing Weekend Monza 30-31 Ottobre 2021
Clio Cup Europe - Chronological Analysis Collective Test 2

Monza 5.793 m

5 / 6

8	44.205	45.209	45.838	2'15.252	192,2	12:29'59.969
9	43.392	46.288	46.700	2'16.380	203,4	12:32'16.349
10	44.563	45.856	45.931	2'16.350	193,2	12:34'32.699
11	43.171	45.143	46.062	2'14.376	208,5	12:36'47.075

94 P. BACCHI (A) (2'15.174)

Lap	Seg.1	Seg.2	Seg.3	Lap Time	km/h	Local Time
1		50.046	51.585		97,6	12:14'23.646
2	44.771	48.445	47.194	2'20.410C	191,5	12:16'44.056
3	44.221	46.567	49.149	2'19.937C	212,6	12:19'03.993
4	43.591	45.931	46.826	2'16.348	212,6	12:21'20.341
5	43.018	45.512	46.644	2'15.174	213,9	12:23'35.515
6	43.590	45.346	46.798	2'15.734	203,4	12:25'51.249
7	43.482	45.187	46.529	2'15.198C	199,6	12:28'06.447
8	43.353	45.218	46.340	2'14.911C	205,7	12:30'21.358
9	43.814	45.095	46.575	2'15.484	197,4	12:32'36.842
10	43.841	45.344	46.845	2'16.030	200,7	12:34'52.872

99 G. MAIO (B D) (2'14.976)

Lap	Seg.1	Seg.2	Seg.3	Lap Time	km/h	Local Time
1		54.657	49.348		93,3	12:14'13.202
2	44.473	47.445	47.361	2'19.279	207,3	12:16'32.481
3	43.758	46.126	47.255	2'17.139	210,5	12:18'49.620
4	44.214	46.083	46.700	2'16.997	199,3	12:21'06.617
5	43.125	45.698	46.294	2'15.117	215,1	12:23'21.734
6	43.359	45.475	46.142	2'14.976	213,4	12:25'36.710
7	43.229	45.317	46.665	2'15.211	212,2	12:27'51.921
8	44.123	46.931	46.337	2'17.391	207,7	12:30'09.312
9	43.391	45.922	53.932	2'23.245P	211,8	12:32'32.557
10	2'12.000	46.456	47.092	3'45.548P	162,2	12:36'18.105
11	43.772	46.059	1'06.738	2'36.569CP	209,3	12:38'54.674

102 A. ARGENTI (A) (2'15.646)

Lap	Seg.1	Seg.2	Seg.3	Lap Time	km/h	Local Time
1		51.462	49.572		150,0	12:14'27.385
2	44.468	47.065	48.034	2'19.567	191,8	12:16'46.952
3	44.485	45.716	47.973	2'18.174C	210,9	12:19'05.126
4	43.336	45.513	47.445	2'16.294C	209,7	12:21'21.420
5	43.553	46.626	47.170	2'17.349	202,2	12:23'38.769
6	45.350	46.411	46.253	2'18.014	215,1	12:25'56.783
7	43.593	46.300	47.044	2'16.937	210,1	12:28'13.720
8	43.621	45.641	46.384	2'15.646	208,1	12:30'29.366
9	43.890	45.073	46.750	2'15.713C	211,4	12:32'45.079
10	43.595	45.838	46.412	2'15.845	210,5	12:35'00.924
11	43.715	45.576	46.473	2'15.764	210,5	12:37'16.688

103 W. MEZZETTI (A) (2'15.477)

Lap	Seg.1	Seg.2	Seg.3	Lap Time	km/h	Local Time
1		51.896	50.966		138,5	12:14'35.474
2	45.644	47.092	47.219	2'19.955	167,7	12:16'55.429
3	44.487	46.930	47.284	2'18.701	182,7	12:19'14.130
4	44.259	45.906	46.896	2'17.061	200,7	12:21'31.191
5	43.641	45.266	47.068	2'15.975	212,2	12:23'47.166
6	44.038	52.220	48.463	2'24.721	189,5	12:26'11.887
7	43.505	48.501	46.732	2'18.738	204,5	12:28'30.625
8	45.225	45.647	49.019	2'19.891	170,3	12:30'50.516
9	43.650	45.401	46.426	2'15.477	204,9	12:33'05.993
10	43.536	45.490	46.533	2'15.559	206,1	12:35'21.552
11	43.421	47.690	49.964	2'21.075	209,3	12:37'42.627

111 M. LANNEPOUDENX (B D) (2'13.611)

Lap	Seg.1	Seg.2	Seg.3	Lap Time	km/h	Local Time
1		56.635	55.713		127,8	12:14'21.073
2	45.198	47.112	47.439	2'19.749	177,3	12:16'40.822
3	43.430	45.952	48.253	2'17.635	198,9	12:18'58.457
4	42.879	45.919	46.704	2'15.502	205,7	12:21'13.959
5	42.935	45.305	46.016	2'14.256	212,2	12:23'28.215
6	46.229	46.143	47.893	2'20.265	200,4	12:25'48.480
7	43.252	46.076	46.366	2'16.694	189,1	12:28'04.174
8	43.069	45.428	45.972	2'14.469	216,4	12:30'18.643
9	42.705	46.017	45.961	2'14.683	216,9	12:32'33.326
10	42.746	45.214	45.866	2'13.826	208,9	12:34'47.152
11	42.780	45.107	45.724	2'13.611	200,0	12:37'00.763

116 G. TREBBI (A) (2'14.540)

Lap	Seg.1	Seg.2	Seg.3	Lap Time	km/h	Local Time
1		50.807	49.814		117,3	12:14'26.312
2	44.984	47.147	47.682	2'19.813	190,1	12:16'46.125
3	43.794	46.301	48.387	2'18.482C	210,9	12:19'04.607
4	43.368	45.715	47.290	2'16.373C	207,3	12:21'20.980
5	43.665	46.353	47.609	2'17.627C	206,1	12:23'38.607
6	43.706	46.212	46.728	2'16.646	208,5	12:25'55.253
7	43.251	45.829	46.761	2'15.841	212,6	12:28'11.094
8	43.586	45.330	46.501	2'15.417C	207,7	12:30'26.511
9	43.679	49.906	46.881	2'20.466C	208,9	12:32'46.977
10	43.563	45.802	46.203	2'15.568	210,9	12:35'02.545
11	43.414	45.095	46.031	2'14.540	210,1	12:37'17.085

125 J. SPINKIEWICZ (B C) (2'13.803)

Lap	Seg.1	Seg.2	Seg.3	Lap Time	km/h	Local Time
1		53.921	50.570		106,6	12:14'05.950
2	44.638	46.668	46.813	2'18.119	183,4	12:16'24.069
3	43.243	45.921	48.897	2'18.061	210,1	12:18'42.130
4	45.289	45.428	46.270	2'16.987	212,2	12:20'59.117
5	42.873	45.157	45.773	2'13.803	214,3	12:23'12.920
6	42.905	45.246	46.071	2'14.222	210,5	12:25'27.142
7	43.510	45.153	47.445	2'16.108	209,3	12:27'43.250
8	47.175	45.380	47.104	2'19.659	164,4	12:30'02.909
9	43.075	44.749	45.993	2'13.817	212,2	12:32'16.726
10	43.138	44.945	46.028	2'14.111	213,9	12:34'30.837
11	43.572	44.918	55.151	2'23.641P	209,3	12:36'54.478

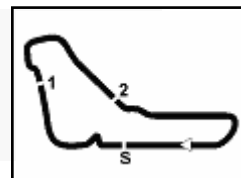
161 G. SANDRUCCI (A) (2'13.134)

Lap	Seg.1	Seg.2	Seg.3	Lap Time	km/h	Local Time
1		50.983	49.490		116,6	12:14'25.658
2	45.122	46.467	46.984	2'18.573	190,8	12:16'44.231
3	43.590	45.235	46.542	2'15.367	211,4	12:18'59.598
4	43.524	45.489	45.723	2'14.736	203,0	12:21'14.334
5	43.034	45.033	46.053	2'14.120	208,9	12:23'28.454
6	44.259	44.685	45.743	2'14.687	215,1	12:25'43.141
7	43.189	44.645	46.093	2'13.927	210,9	12:27'57.068
8	42.912	45.269	47.170	2'15.351C	216,0	12:30'12.419
9	43.164	44.480	46.198	2'13.842C	213,0	12:32'26.261
10	46.237	48.923	47.227	2'22.387	219,5	12:34'48.648
11	43.143	44.309	45.682	2'13.134	214,3	12:37'01.782

173 A. CHIERICHETTI (A) (2'16.538)

Lap	Seg.1	Seg.2	Seg.3	Lap Time	km/h	Local Time
1		51.200	51.756		139,2	12:14'31.573
2	45.304	48.522	48.976	2'22.802	191,5	12:16'54.375





Monza 5.793 m

6 / 6

ACI Racing Weekend Monza 30-31 Ottobre 2021
Clio Cup Europe - Chronological Analysis Collective Test 2

3	44.223	48.165	49.798	2'22.186	198,5	12:19'16.561
4	43.616	46.511	49.127	2'19.254	213,0	12:21'35.815
5	43.717	46.035	47.011	2'16.763	212,6	12:23'52.578
6	43.556	47.126	47.686	2'18.368	212,6	12:26'10.946
7	43.516	47.555	1'02.459	2'33.530	211,8	12:28'44.476
8	44.794	45.982	47.851	2'18.627	203,8	12:31'03.103
9	43.907	46.193	47.211	2'17.311	207,3	12:33'20.414
10	43.702	45.790	47.046	2'16.538	212,6	12:35'36.952
11	44.263	45.951	47.340	2'17.554C	207,3	12:37'54.506

211 N. MILJKOVIC (C) (2'14.920)

Lap	Seg.1	Seg.2	Seg.3	Lap Time	km/h	Local Time
1		53.314	51.943		109,9	12:14'08.162
2	44.439	46.348	47.892	2'18.679	189,5	12:16'26.841
3	44.214	46.398	47.033	2'17.645	203,0	12:18'44.486
4	43.554	45.840	47.350	2'16.744	210,5	12:21'01.230
5	43.525	45.713	46.498	2'15.736	205,3	12:23'16.966
6	43.420	46.011	46.633	2'16.064	207,7	12:25'33.030
7	43.495	49.894	49.148	2'22.537	205,7	12:27'55.567
8	43.149	45.095	47.264	2'15.508	213,9	12:30'11.075
9	43.141	45.322	46.457	2'14.920	213,9	12:32'25.995
10	43.496	45.321	46.926	2'15.743	212,2	12:34'41.738
11	43.221	45.342	47.484	2'16.047	211,4	12:36'57.785

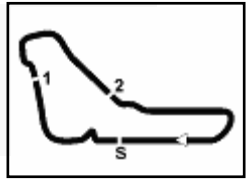
213 A. HERRERIAS (D) (2'15.396)

Lap	Seg.1	Seg.2	Seg.3	Lap Time	km/h	Local Time
1		51.132	49.291		158,1	12:14'35.844
2	44.916	46.996	47.150	2'19.062	187,2	12:16'54.906
3	44.703	46.663	47.358	2'18.724	180,9	12:19'13.630
4	44.893	46.019	46.919	2'17.831	195,7	12:21'31.461
5	43.566	45.377	46.857	2'15.800	193,9	12:23'47.261
6	43.322	45.373	46.701	2'15.396	208,9	12:26'02.657
7	44.370	46.266	47.497	2'18.133	194,9	12:28'20.790
8	44.057	45.712	46.998	2'16.767	200,7	12:30'37.557
9	43.894	45.336	46.716	2'15.946	206,5	12:32'53.503
10	51.242	48.565	46.733	2'26.540	173,6	12:35'20.043
11	43.190	45.293	48.291	2'16.774C	204,9	12:37'36.817

333 . PEIROLERI-BARGIGGIA (2'19.270)

Lap	Seg.1	Seg.2	Seg.3	Lap Time	km/h	Local Time
1		54.383	54.826		137,4	12:22'26.467
2	46.413	50.362	50.625	2'27.400	179,4	12:24'53.867
3	45.050	48.759	49.149	2'22.958	200,0	12:27'16.825
4	44.630	47.522	48.524	2'20.676	204,9	12:29'37.501
5	44.197	47.387	48.538	2'20.122	208,1	12:31'57.623
6	44.887	47.564	48.356	2'20.807	206,9	12:34'18.430
7	44.810	46.553	47.907	2'19.270	208,1	12:36'37.700
8	44.154	46.762	1'13.067	2'43.983CP	207,7	12:39'21.683

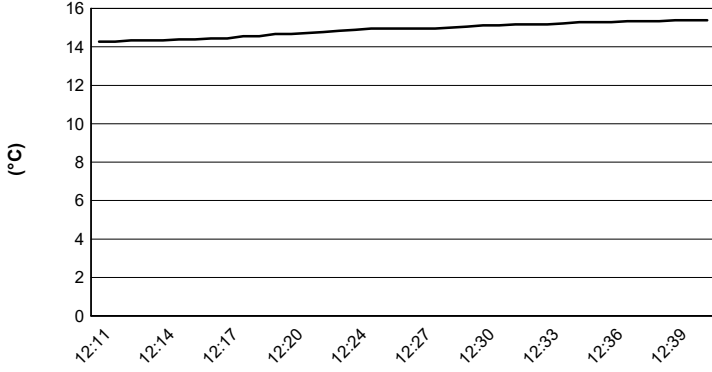




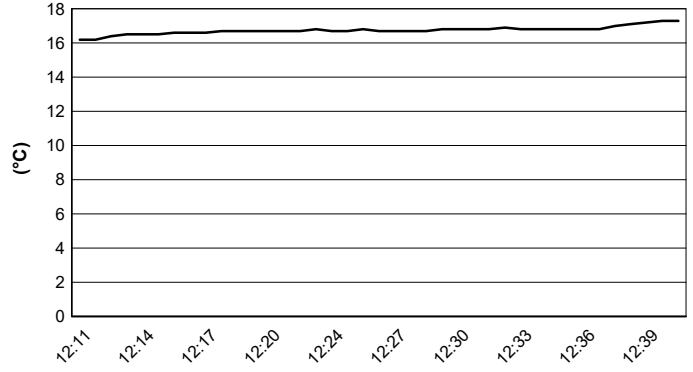
Monza 5.793 m

ACI Racing Weekend Monza 30-31 Ottobre 2021
Clio Cup Europe - Weather Report Collective Test 2
Session started 12:11 - Session ended 12:41

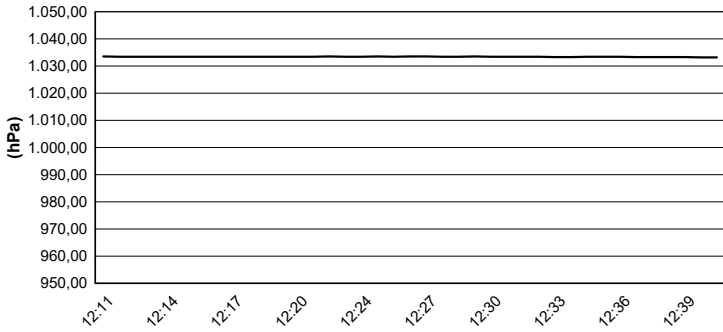
Air Temperature



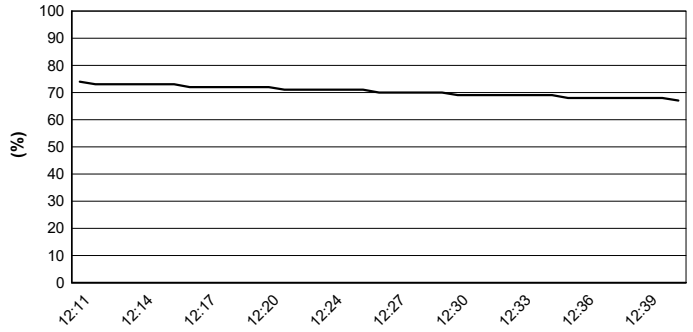
Track Temperature



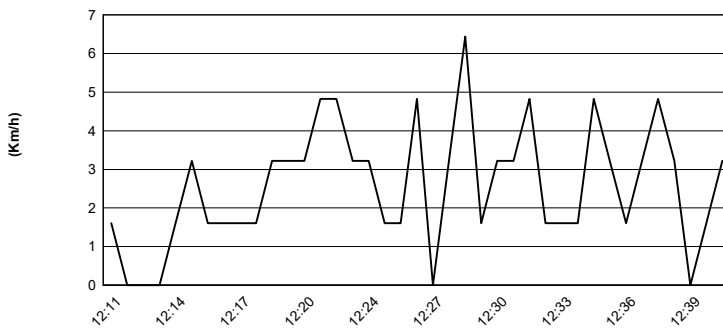
Air Pressure



Humidity



Wind Speed



Wind Direction

