

**ACI Racing Weekend Monza 30-31 Ottobre 2021**

**Clio Cup Europe - Results Collective Test 1**

Monza 5.793 m

1 / 2

No.	Driver	Nat	Team	Car	Class	Time	Gap	Rel.	Laps
1	<b>87 JELMINI (A)</b> Felice	ITA	PMA Motorsport	Renault Clio Cup		<b>2'13.823</b>			10
2	<b>5 JURADO (A B)</b> Anthony	FRA	Milan Competition	Renault Clio Cup		<b>2'15.303</b>	1.480	1.480	10
3	<b>125 SPINKIEWICZ (B C)</b> Jerzy	POL	Uniq Racing	Renault Clio Cup	C	<b>2'15.311</b>	1.488	0.008	9
4	<b>161 SANDRUCCI (A)</b> Gustavo	ITA	Progetto E20 Motorsport	Renault Clio Cup		<b>2'15.576</b>	1.753	0.265	11
5	<b>25 ALBOUY (B D)</b> Alexander	FRA	GPA Racing	Renault Clio Cup	C	<b>2'15.894</b>	2.071	0.318	10
6	<b>50 MILAN (B D)</b> Nicolas	FRA	Milan Competition	Renault Clio Cup		<b>2'16.085</b>	2.262	0.191	10
7	<b>15 POUGET (B D)</b> David	FRA	GPA Racing	Renault Clio Cup		<b>2'16.193</b>	2.370	0.108	10
8	<b>2 GUILLOT (A C)</b> Marc	FRA	Milan Competition	Renault Clio Cup		<b>2'16.699</b>	2.876	0.506	10
9	<b>40 SEBASTI SCALERA (A)</b> Alessandro	ITA	Milan Competition	Renault Clio Cup	GD	<b>2'16.713</b>	2.890	0.014	11
10	<b>93 ABELLA (D)</b> Nicolas	ESP	Chefo Sport	Renault Clio Cup	C	<b>2'16.759</b>	2.936	0.046	10
11	<b>12 TORELLI (A)</b> Gabriele	ITA	Faro Racing	Renault Clio Cup		<b>2'16.831</b>	3.008	0.072	10
12	<b>211 MILJKOVIC (C)</b> Nikola	SRB	Tempo Racing Team	Renault Clio Cup	C	<b>2'16.914</b>	3.091	0.083	10
13	<b>92 RUGHETTI (A)</b> Matteo	ITA	Faro Racing	Renault Clio Cup		<b>2'17.295</b>	3.472	0.381	11
14	<b>9 STUCKI (C)</b> Andreas	CHE	Stucki Motorsport	Renault Clio Cup		<b>2'17.332</b>	3.509	0.037	9
15	<b>27 BERTO (A)</b> Filippo	ITA	Oregon Team	Renault Clio Cup	C	<b>2'17.337</b>	3.514	0.005	8
16	<b>1 PEKAR (C)</b> Tomas	CZE	Carpek Service	Renault Clio Cup		<b>2'17.363</b>	3.540	0.026	10
17	<b>13 OSPANOV (A B)</b> Yeraly	KZK	Carpek Service	Renault Clio Cup	C	<b>2'17.527</b>	3.704	0.164	10
18	<b>102 ARGENTI (A)</b> Andrea	ITA	SI Racing Team	Renault Clio Cup	GD	<b>2'17.581</b>	3.758	0.054	11
19	<b>99 MAIO (B D)</b> Guillaume	FRA	GM Sport	Renault Clio Cup	C	<b>2'17.635</b>	3.812	0.054	10
20	<b>10 NICOLI (A)</b> Lorenzo	ITA	Progetto E20 Motorsport	Renault Clio Cup	C	<b>2'17.697</b>	3.874	0.062	10
21	<b>213 HERRERIAS (D)</b> Antonio	ESP	Chefo Sport	Renault Clio Cup	C	<b>2'17.859</b>	4.036	0.162	11
22	<b>69 STEFANA (A)</b> Quinto	ITA	Oregon Team	Renault Clio Cup	GD	<b>2'17.875</b>	4.052	0.016	10
23	<b>116 TREBBI (A)</b> Giacomo	ITA	MC Motoristica	Renault Clio Cup	C	<b>2'17.994</b>	4.171	0.119	11
24	<b>6 SCIONTI (A)</b> Federico	ITA	Scuderia Costa Ovest	Renault Clio Cup		<b>2'18.235</b>	4.412	0.241	9
25	<b>111 LANNEPOUDENX (B D)</b> Mathieu	FRA	Milan Competition	Renault Clio Cup	C	<b>2'18.405</b>	4.582	0.170	10
26	<b>29 COCAIGN (B C)</b> Paul	FRA	TB2S	Renault Clio Cup	C	<b>2'18.669</b>	4.846	0.264	10
27	<b>76 DANETTI (A)</b> Massimiliano	ITA	PMA Motorsport	Renault Clio Cup		<b>2'18.878</b>	5.055	0.209	10
28	<b>51 SEIBEL (C)</b> Henrik	DEU	Carpek Service	Renault Clio Cup	C	<b>2'19.417</b>	5.594	0.539	10
29	<b>16 VIGUEIR (B C)</b> Lionel	FRA	TB2S	Renault Clio Cup	GD	<b>2'19.683</b>	5.860	0.266	10
30	<b>55 STEENMETZ (B D)</b> René	NED	Chefo Sport	Renault Clio Cup	GD	<b>2'19.818</b>	5.995	0.135	11
31	<b>103 MEZZETTI (A)</b> William	ITA	Progetto E20 Motorsport	Renault Clio Cup	C	<b>2'19.895</b>	6.072	0.077	10
32	<b>38 ALCIDI (A C)</b> Alessio	ITA	CAAL Racing	Renault Clio Cup	C	<b>2'19.979</b>	6.156	0.084	11
33	<b>42 ALONSO (C)</b> Mariano	ESP	GPA Racing	Renault Clio Cup	C	<b>2'20.053</b>	6.230	0.074	7
34	<b>94 BACCHI (A)</b> Pietro	ITA	PMA Motorsport	Renault Clio Cup	GD	<b>2'20.576</b>	6.753	0.523	10
35	<b>82 CIMENS (A)</b> Jacopo	ITA	Essecorse	Renault Clio Cup	C	<b>2'20.662</b>	6.839	0.086	10
36	<b>333 PEIROLERI-BARGIGLIA</b>	ITA	Press League by Oregon Team	Renault Clio Cup		<b>2'21.003</b>	7.180	0.341	9
37	<b>46 'DUE' (A)</b>	ITA	Oregon Team	Renault Clio Cup	GD	<b>2'21.081</b>	7.258	0.078	10
38	<b>34 THEVENOT</b> Jean Marc	FRA	Milan Competition	Renault Clio Cup	GD	<b>2'21.315</b>	7.492	0.234	10
39	<b>173 CHIERICHETTI (A)</b> Andrea	ITA	MC Motoristica	Renault Clio Cup	GD	<b>2'21.674</b>	7.851	0.359	10
40	<b>73 CUTINI (A)</b> Sandro	ITA	Proteam Race	Renault Clio Cup	C	<b>2'21.692</b>	7.869	0.018	10
41	<b>21 POLDERMAN (B D)</b> Stephan	NED	Chefo Sport	Renault Clio Cup	GD	<b>2'22.169</b>	8.346	0.477	10
42	<b>88 HORN (B D)</b>	FRA	GPA Racing	Renault Clio Cup	GD	<b>2'22.242</b>	8.419	0.073	10
43	<b>17 PASQUALI (A C)</b> Daniele	ITA	CAAL Racing	Renault Clio Cup	C	<b>2'22.863</b>	9.040	0.621	10
44	<b>33 FAYE (B)</b> Michel	FRA	GM Sport	Renault Clio Cup	GD	<b>2'23.712</b>	9.889	0.849	10
45	<b>74 ZADOTTI (A)</b> Vittorio	ITA	Scuderia Costa Ovest	Renault Clio Cup	GD	<b>2'23.727</b>	9.904	0.015	7
46	<b>71 BIGOGNO (A)</b> Matteo	ITA	Faro Racing	Renault Clio Cup	GD	<b>2'23.779</b>	9.956	0.052	10
47	<b>4 RODRIGO (D)</b> Joaquin	ESP	Yearsa Sport	Renault Clio Cup	GD	<b>2'24.098</b>	10.275	0.319	10
48	<b>61 ALONSO (D)</b> Gabriel	ESP	GPA Racing	Renault Clio Cup	GD	<b>2'25.396</b>	11.573	1.298	9

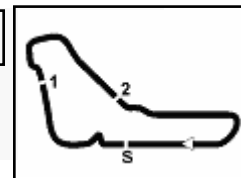
Humidity:	93%	AIR	4°C
Condition:	DRY	Track	5°C

Clerk of the Course : Fabrizio Fondacci

Race Director : Christian Vormann

	Start	End
29/10/2021	08:29	09:02





ACI Racing Weekend Monza 30-31 Ottobre 2021

Clio Cup Europe - Results Collective Test 1

Monza 5.793 m

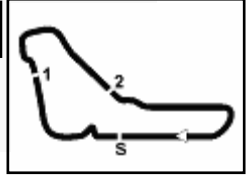
2 / 2

Penalty and Infringement

Fastest Laps Sequence

No.	Entrant	Nat	Team	Car	Local Time	Time	Gap	Avg
10	L. NICOLI (A)	ITA	Progetto E20 Motorsport	Renault Clio Cup	08:35'52.333	<b>2'24.397</b>		144,427
87	F. JELMINI (A)	ITA	PMA Motorsport	Renault Clio Cup	08:36'25.354	<b>2'21.483</b>	-2.914	147,401
1	T. PEKAR (C)	CZE	Carpek Service	Renault Clio Cup	08:39'22.718	<b>2'19.551</b>	-1.932	149,442
161	G. SANDRUCCI (A)	ITA	Progetto E20 Motorsport	Renault Clio Cup	08:40'43.675	<b>2'17.566</b>	-1.985	151,599
87	F. JELMINI (A)	ITA	PMA Motorsport	Renault Clio Cup	08:41'14.971	<b>2'15.117</b>	-2.449	154,346
87	F. JELMINI (A)	ITA	PMA Motorsport	Renault Clio Cup	08:45'44.307	<b>2'14.118</b>	-0.999	155,496
87	F. JELMINI (A)	ITA	PMA Motorsport	Renault Clio Cup	08:47'58.130	<b>2'13.823</b>	-0.295	155,839





**ACI Racing Weekend Monza 30-31 Ottobre 2021**  
**Clio Cup Europe - Best Sectors & Speed Collective Test 1**

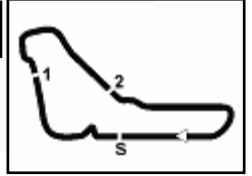
**BEST LAP**

1	87	JELMINI (A) Felice	Renault Clio Cup	2'13.823
2	5	JURADO (A B) Anthony	Renault Clio Cup	2'15.303
3	125	SPINKIEWICZ (B C) Jerzy	Renault Clio Cup	2'15.311
4	161	SANDRUCCI (A) Gustavo	Renault Clio Cup	2'15.576
5	25	ALBOUY (B D) Alexander	Renault Clio Cup	2'15.894
6	50	MILAN (B D) Nicolas	Renault Clio Cup	2'16.085
7	15	POUGET (B D) David	Renault Clio Cup	2'16.193
8	2	GUILLOT (A C) Marc	Renault Clio Cup	2'16.699
9	40	SEBASTI SCALERA (A) Aless	Renault Clio Cup	2'16.713
10	93	ABELLA (D) Nicolas	Renault Clio Cup	2'16.759
11	12	TORELLI (A) Gabriele	Renault Clio Cup	2'16.831
12	211	MILJKOVIC (C) Nikola	Renault Clio Cup	2'16.914
13	92	RUGHETTI (A) Matteo	Renault Clio Cup	2'17.295
14	9	STUCKI (C) Andreas	Renault Clio Cup	2'17.332
15	27	BERTO (A) Filippo	Renault Clio Cup	2'17.337
16	1	PEKAR (C) Tomas	Renault Clio Cup	2'17.363
17	13	OSPANOV (A B) Yeraly	Renault Clio Cup	2'17.527
18	102	ARGENTI (A) Andrea	Renault Clio Cup	2'17.581
19	99	MAIO (B D) Guillaume	Renault Clio Cup	2'17.635
20	10	NICOLI (A) Lorenzo	Renault Clio Cup	2'17.697
21	213	HERRERIAS (D) Antonio	Renault Clio Cup	2'17.859
22	69	STEFANA (A) Quinto	Renault Clio Cup	2'17.875
23	116	TREBBI (A) Giacomo	Renault Clio Cup	2'17.994
24	6	SCIONI (A) Federico	Renault Clio Cup	2'18.235
25	111	LANNEPOUDENX (B D) Math	Renault Clio Cup	2'18.405
26	29	COCAIGN (B C) Paul	Renault Clio Cup	2'18.669
27	76	DANETTI (A) Massimiliano	Renault Clio Cup	2'18.878
28	51	SEIBEL (C) Henrik	Renault Clio Cup	2'19.417
29	16	VIGUEIR (B C) Lionel	Renault Clio Cup	2'19.683
30	55	STEENMETZ (B D) René	Renault Clio Cup	2'19.818
31	103	MEZZETTI (A) William	Renault Clio Cup	2'19.895
32	38	ALCIDI (A C) Alessio	Renault Clio Cup	2'19.979
33	42	ALONSO (C) Mariano	Renault Clio Cup	2'20.053
34	94	BACCHI (A) Pietro	Renault Clio Cup	2'20.576
35	82	CIMENS (A) Jacopo	Renault Clio Cup	2'20.662
36	333	PEIROLERI-BARGIGGIA	Renault Clio Cup	2'21.003
37	46	'DUE' (A)	Renault Clio Cup	2'21.081
38	34	THEVENOT Jean Marc	Renault Clio Cup	2'21.315
39	173	CHIERICETTI (A) Andrea	Renault Clio Cup	2'21.674
40	73	CUTINI (A) Sandro	Renault Clio Cup	2'21.692
41	21	POLDERMAN (B D) Stephan	Renault Clio Cup	2'22.169
42	88	HORN (B D)	Renault Clio Cup	2'22.242
43	17	PASQUALI (A C) Daniele	Renault Clio Cup	2'22.863
44	33	FAYE (B) Michel	Renault Clio Cup	2'23.712
45	74	ZADOTTI (A) Vittorio	Renault Clio Cup	2'23.727
46	71	BIGOGNO (A) Matteo	Renault Clio Cup	2'23.779
47	4	RODRIGO (D) Joaquin	Renault Clio Cup	2'24.098
48	61	ALONSO (D) Gabriel	Renault Clio Cup	2'25.396

**SPEED**

1	87	JELMINI (A) Felice	Renault Clio Cup	216,9
2	5	JURADO (A B) Anthony	Renault Clio Cup	213,9
3	73	CUTINI (A) Sandro	Renault Clio Cup	213,9
4	161	SANDRUCCI (A) Gustavo	Renault Clio Cup	213,0
5	10	NICOLI (A) Lorenzo	Renault Clio Cup	213,0
6	27	BERTO (A) Filippo	Renault Clio Cup	212,6
7	125	SPINKIEWICZ (B C) Jerzy	Renault Clio Cup	212,6
8	12	TORELLI (A) Gabriele	Renault Clio Cup	212,6
9	76	DANETTI (A) Massimiliano	Renault Clio Cup	211,4
10	40	SEBASTI SCALERA (A) Aless	Renault Clio Cup	210,9
11	15	POUGET (B D) David	Renault Clio Cup	210,5
12	9	STUCKI (C) Andreas	Renault Clio Cup	209,3
13	1	PEKAR (C) Tomas	Renault Clio Cup	208,9
14	55	STEENMETZ (B D) René	Renault Clio Cup	208,5
15	69	STEFANA (A) Quinto	Renault Clio Cup	208,1
16	92	RUGHETTI (A) Matteo	Renault Clio Cup	206,9
17	116	TREBBI (A) Giacomo	Renault Clio Cup	206,5
18	46	'DUE' (A)	Renault Clio Cup	206,1
19	6	SCIONI (A) Federico	Renault Clio Cup	205,7
20	99	MAIO (B D) Guillaume	Renault Clio Cup	205,3
21	211	MILJKOVIC (C) Nikola	Renault Clio Cup	204,9
22	103	MEZZETTI (A) William	Renault Clio Cup	204,9
23	102	ARGENTI (A) Andrea	Renault Clio Cup	204,9
24	94	BACCHI (A) Pietro	Renault Clio Cup	204,9
25	2	GUILLOT (A C) Marc	Renault Clio Cup	204,5
26	93	ABELLA (D) Nicolas	Renault Clio Cup	203,0
27	13	OSPANOV (A B) Yeraly	Renault Clio Cup	202,6
28	38	ALCIDI (A C) Alessio	Renault Clio Cup	201,9
29	25	ALBOUY (B D) Alexander	Renault Clio Cup	200,4
30	333	PEIROLERI-BARGIGGIA	Renault Clio Cup	200,0
31	111	LANNEPOUDENX (B D) Math	Renault Clio Cup	200,0
32	213	HERRERIAS (D) Antonio	Renault Clio Cup	198,9
33	34	THEVENOT Jean Marc	Renault Clio Cup	198,5
34	51	SEIBEL (C) Henrik	Renault Clio Cup	197,8
35	16	VIGUEIR (B C) Lionel	Renault Clio Cup	197,8
36	71	BIGOGNO (A) Matteo	Renault Clio Cup	196,7
37	74	ZADOTTI (A) Vittorio	Renault Clio Cup	194,6
38	21	POLDERMAN (B D) Stephan	Renault Clio Cup	194,6
39	4	RODRIGO (D) Joaquin	Renault Clio Cup	193,9
40	29	COCAIGN (B C) Paul	Renault Clio Cup	192,9
41	33	FAYE (B) Michel	Renault Clio Cup	190,5
42	88	HORN (B D)	Renault Clio Cup	188,5
43	82	CIMENS (A) Jacopo	Renault Clio Cup	188,5
44	17	PASQUALI (A C) Daniele	Renault Clio Cup	187,2
45	61	ALONSO (D) Gabriel	Renault Clio Cup	182,1
46	50	MILAN (B D) Nicolas	Renault Clio Cup	175,3





**ACI Racing Weekend Monza 30-31 Ottobre 2021**  
**Clio Cup Europe - Best Sectors & Speed Collective Test 1**

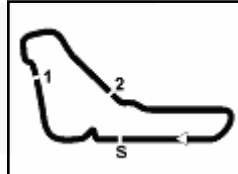
Monza 5.793 m  
2 / 2

SEG. 1		
1	87	JELMINI (A) Felice 42.791
2	50	MILAN (B D) Nicolas 42.955
3	5	JURADO (A B) Anthony 43.011
4	161	SANDRUCCI (A) Gustav 43.232
5	25	ALBOUY (B D) Alexande 43.322
6	211	MILJKOVIC (C) Nikola 43.371
7	10	NICOLI (A) Lorenzo 43.378
8	111	LANNEPOUDENX (B D) 43.395
9	125	SPINKIEWICZ (B C) Je 43.410
10	27	BERTO (A) Filippo 43.418
11	1	PEKAR (C) Tomas 43.484
12	213	HERRERIAS (D) Antonio 43.499
13	40	SEBASTI SCALERA (A) 43.515
14	15	POUGET (B D) David 43.522
15	99	MAIO (B D) Guillaume 43.543
16	102	ARGENTI (A) Andrea 43.651
17	9	STUCKI (C) Andreas 43.652
18	93	ABELLA (D) Nicolas 43.679
19	13	OSPANOV (A B) Yeraly 43.681
20	12	TORELLI (A) Gabriele 43.687
21	2	GUILLOT (A C) Marc 43.739
22	29	COCAIGN (B C) Paul 43.743
23	73	CUTINI (A) Sandro 43.805
24	6	SCIONI (A) Federico 43.831
25	55	STEENMETZ (B D) Ren 43.878
26	92	RUGHETTI (A) Matteo 43.884
27	21	POLDERMAN (B D) Ste 43.923
28	116	TREBBI (A) Giacomo 43.940
29	88	HORN (B D) 44.016
30	51	SEIBEL (C) Henrik 44.024
31	69	STEFANA (A) Quinto 44.047
32	16	VIGUEIR (B C) Lionel 44.048
33	38	ALCIDI (A C) Alessio 44.173
34	46	'DUE' (A) 44.186
35	34	THEVENOT Jean Marc 44.205
36	333	PEIROLERI-BARGIGG 44.248
37	76	DANETTI (A) Massimilian 44.257
38	74	ZADOTTI (A) Vittorio 44.286
39	94	BACCHI (A) Pietro 44.294
40	82	CIMENS (A) Jacopo 44.370
41	103	MEZZETTI (A) William 44.543
42	17	PASQUALI (A C) Daniel 44.806
43	33	FAYE (B) Michel 44.875
44	71	BIGOGNO (A) Matteo 45.079
45	4	RODRIGO (D) Joaquin 45.168
46	61	ALONSO (D) Gabriel 45.324

SEG. 2		
1	87	JELMINI (A) Felice 44.654
2	161	SANDRUCCI (A) Gustav 45.428
3	2	GUILLOT (A C) Marc 45.545
4	12	TORELLI (A) Gabriele 45.549
5	125	SPINKIEWICZ (B C) Je 45.627
6	15	POUGET (B D) David 45.804
7	5	JURADO (A B) Anthony 45.877
8	92	RUGHETTI (A) Matteo 45.901
9	211	MILJKOVIC (C) Nikola 45.960
10	50	MILAN (B D) Nicolas 45.962
11	1	PEKAR (C) Tomas 45.963
12	27	BERTO (A) Filippo 45.991
13	40	SEBASTI SCALERA (A) 46.000
14	25	ALBOUY (B D) Alexande 46.018
15	93	ABELLA (D) Nicolas 46.033
16	69	STEFANA (A) Quinto 46.120
17	9	STUCKI (C) Andreas 46.122
18	99	MAIO (B D) Guillaume 46.240
19	102	ARGENTI (A) Andrea 46.310
20	213	HERRERIAS (D) Antonio 46.311
21	10	NICOLI (A) Lorenzo 46.389
22	6	SCIONI (A) Federico 46.404
23	13	OSPANOV (A B) Yeraly 46.670
24	76	DANETTI (A) Massimilian 46.720
25	116	TREBBI (A) Giacomo 46.775
26	55	STEENMETZ (B D) Ren 46.967
27	29	COCAIGN (B C) Paul 46.971
28	38	ALCIDI (A C) Alessio 47.104
29	51	SEIBEL (C) Henrik 47.136
30	82	CIMENS (A) Jacopo 47.147
31	16	VIGUEIR (B C) Lionel 47.148
32	34	THEVENOT Jean Marc 47.164
33	111	LANNEPOUDENX (B D) 47.182
34	94	BACCHI (A) Pietro 47.266
35	333	PEIROLERI-BARGIGG 47.292
36	74	ZADOTTI (A) Vittorio 47.354
37	73	CUTINI (A) Sandro 47.377
38	103	MEZZETTI (A) William 47.442
39	21	POLDERMAN (B D) Ste 47.644
40	46	'DUE' (A) 47.870
41	88	HORN (B D) 47.970
42	17	PASQUALI (A C) Daniel 48.096
43	71	BIGOGNO (A) Matteo 48.567
44	4	RODRIGO (D) Joaquin 48.608
45	33	FAYE (B) Michel 49.044
46	61	ALONSO (D) Gabriel 49.232

SEG. 3		
1	87	JELMINI (A) Felice 45.924
2	5	JURADO (A B) Anthony 46.126
3	125	SPINKIEWICZ (B C) Je 46.274
4	161	SANDRUCCI (A) Gustav 46.318
5	25	ALBOUY (B D) Alexande 46.554
6	40	SEBASTI SCALERA (A) 46.724
7	2	GUILLOT (A C) Marc 46.755
8	50	MILAN (B D) Nicolas 46.784
9	15	POUGET (B D) David 46.867
10	93	ABELLA (D) Nicolas 46.878
11	10	NICOLI (A) Lorenzo 46.913
12	12	TORELLI (A) Gabriele 46.963
13	13	OSPANOV (A B) Yeraly 47.013
14	29	COCAIGN (B C) Paul 47.015
15	1	PEKAR (C) Tomas 47.049
16	27	BERTO (A) Filippo 47.150
17	213	HERRERIAS (D) Antonio 47.168
18	116	TREBBI (A) Giacomo 47.202
19	99	MAIO (B D) Guillaume 47.324
20	102	ARGENTI (A) Andrea 47.358
21	76	DANETTI (A) Massimilian 47.396
22	9	STUCKI (C) Andreas 47.496
23	92	RUGHETTI (A) Matteo 47.510
24	211	MILJKOVIC (C) Nikola 47.575
25	6	SCIONI (A) Federico 47.585
26	69	STEFANA (A) Quinto 47.588
27	111	LANNEPOUDENX (B D) 47.757
28	103	MEZZETTI (A) William 47.762
29	94	BACCHI (A) Pietro 47.932
30	73	CUTINI (A) Sandro 48.068
31	74	ZADOTTI (A) Vittorio 48.168
32	16	VIGUEIR (B C) Lionel 48.188
33	51	SEIBEL (C) Henrik 48.257
34	21	POLDERMAN (B D) Ste 48.272
35	38	ALCIDI (A C) Alessio 48.296
36	46	'DUE' (A) 48.408
37	34	THEVENOT Jean Marc 48.440
38	55	STEENMETZ (B D) Ren 48.490
39	82	CIMENS (A) Jacopo 48.599
40	333	PEIROLERI-BARGIGG 48.610
41	88	HORN (B D) 48.642
42	173	CHIERICHETTI (A) And 49.015
43	33	FAYE (B) Michel 49.461
44	71	BIGOGNO (A) Matteo 49.621
45	17	PASQUALI (A C) Daniel 49.961
46	4	RODRIGO (D) Joaquin 50.322
47	61	ALONSO (D) Gabriel 50.466





# ACI Racing Weekend Monza 30-31 Ottobre 2021

## Clio Cup Europe - Ideal Time Collective Test 1

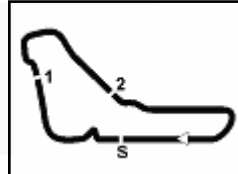
Monza 5.793 m

1 / 2

No. Driver	Car	Seg. 1 Diff. 1	Seg. 2 Diff. 2	Seg. 3 Diff. 3	Ideal Time		
					Best Lap	Pos.	Diff.
1 87 JELMINI (A) F. (ITA)	Renault Clio Cup	42.791	44.654 +0.416	45.924 +0.038	<b>2'13.369</b> 2'13.823	1	0.454
2 161 SANDRUCCI (A) G. (ITA)	Renault Clio Cup	43.232 +0.250	45.428 +0.348	46.318	<b>2'14.978</b> 2'15.576	4	0.598
3 5 JURADO (A B) A. (FRA)	Renault Clio Cup	43.011 +0.133	45.877 +0.156	46.126	<b>2'15.014</b> 2'15.303	2	0.289
4 125 SPINKIEWICZ (B C) J. (	Renault Clio Cup	43.410	45.627	46.274	<b>2'15.311</b> 2'15.311	3	
5 50 MILAN (B D) N. (FRA)	Renault Clio Cup	42.955 +0.384	45.962	46.784	<b>2'15.701</b> 2'16.085	6	0.384
6 25 ALBOUY (B D) A. (FRA)	Renault Clio Cup	43.322	46.018	46.554	<b>2'15.894</b> 2'15.894	5	
7 2 GUILLOT (A C) M. (FRA)	Renault Clio Cup	43.739 +0.221	45.545	46.755 +0.439	<b>2'16.039</b> 2'16.699	8	0.660
8 15 POUGET (B D) D. (FRA)	Renault Clio Cup	43.522	45.804	46.867	<b>2'16.193</b> 2'16.193	7	
9 12 TORELLI (A) G. (ITA)	Renault Clio Cup	43.687	45.549 +0.632	46.963	<b>2'16.199</b> 2'16.831	11	0.632
10 40 SEBASTI SCALERA (A	Renault Clio Cup	43.515 +0.113	46.000	46.724 +0.361	<b>2'16.239</b> 2'16.713	9	0.474
11 1 PEKAR (C) T. (CZE)	Renault Clio Cup	43.484	45.963	47.049 +0.867	<b>2'16.496</b> 2'17.363	16	0.867
12 27 BERTO (A) F. (ITA)	Renault Clio Cup	43.418 +0.778	45.991	47.150	<b>2'16.559</b> 2'17.337	15	0.778
13 93 ABELLA (D) N. (ESP)	Renault Clio Cup	43.679	46.033 +0.058	46.878 +0.111	<b>2'16.590</b> 2'16.759	10	0.169
14 10 NICOLI (A) L. (ITA)	Renault Clio Cup	43.378 +0.221	46.389	46.913 +0.796	<b>2'16.680</b> 2'17.697	20	1.017
15 211 MILJKOVIC (C) N. (SRB)	Renault Clio Cup	43.371	45.960	47.575 +0.008	<b>2'16.906</b> 2'16.914	12	0.008
16 213 HERRERIAS (D) A. (ESP)	Renault Clio Cup	43.499 +0.197	46.311 +0.485	47.168 +0.199	<b>2'16.978</b> 2'17.859	21	0.881
17 99 MAIO (B D) G. (FRA)	Renault Clio Cup	43.543 +0.329	46.240 +0.199	47.324	<b>2'17.107</b> 2'17.635	19	0.528
18 9 STUCKI (C) A. (CHE)	Renault Clio Cup	43.652 +0.062	46.122	47.496	<b>2'17.270</b> 2'17.332	14	0.062
19 92 RUGHETTI (A) M. (ITA)	Renault Clio Cup	43.884	45.901	47.510	<b>2'17.295</b> 2'17.295	13	
20 102 ARGENTI (A) A. (ITA)	Renault Clio Cup	43.651 +0.251	46.310 +0.011	47.358	<b>2'17.319</b> 2'17.581	18	0.262
21 13 OSPANOV (A B) Y. (KZK	Renault Clio Cup	43.681 +0.163	46.670	47.013	<b>2'17.364</b> 2'17.527	17	0.163
22 29 COCAIGN (B C) P. (FRA)	Renault Clio Cup	43.743	46.971 +0.850	47.015 +0.090	<b>2'17.729</b> 2'18.669	26	0.940
23 69 STEFANA (A) Q. (ITA)	Renault Clio Cup	44.047 +0.120	46.120	47.588	<b>2'17.755</b> 2'17.875	22	0.120
24 6 SCIONTI (A) F. (ITA)	Renault Clio Cup	43.831 +0.217	46.404	47.585 +0.198	<b>2'17.820</b> 2'18.235	24	0.415
25 116 TREBBI (A) G. (ITA)	Renault Clio Cup	43.940 +0.070	46.775 +0.007	47.202	<b>2'17.917</b> 2'17.994	23	0.077
26 111 LANNEPOUDENX (B D	Renault Clio Cup	43.395 +0.071	47.182	47.757	<b>2'18.334</b> 2'18.405	25	0.071
27 76 DANETTI (A) M. (ITA)	Renault Clio Cup	44.257 +0.505	46.720	47.396	<b>2'18.373</b> 2'18.878	27	0.505
28 73 CUTINI (A) S. (ITA)	Renault Clio Cup	43.805 +1.481	47.377 +0.873	48.068 +0.088	<b>2'19.250</b> 2'21.692	40	2.442
29 55 STEENMETZ (B D) R. (N	Renault Clio Cup	43.878 +0.377	46.967 +0.106	48.490	<b>2'19.335</b> 2'19.818	30	0.483
30 16 VIGUEIR (B C) L. (FRA)	Renault Clio Cup	44.048 +0.299	47.148	48.188	<b>2'19.384</b> 2'19.683	29	0.299
31 51 SEIBEL (C) H. (DEU)	Renault Clio Cup	44.024	47.136	48.257	<b>2'19.417</b> 2'19.417	28	
32 94 BACCHI (A) P. (ITA)	Renault Clio Cup	44.294 +1.084	47.266	47.932	<b>2'19.492</b> 2'20.576	34	1.084
33 38 ALCIDI (A C) A. (ITA)	Renault Clio Cup	44.173 +0.406	47.104	48.296	<b>2'19.573</b> 2'19.979	32	0.406

29/10/2021





**ACI Racing Weekend Monza 30-31 Ottobre 2021**

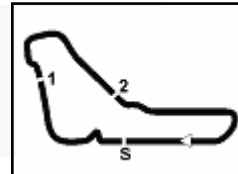
**Clio Cup Europe - Ideal Time Collective Test 1**

Monza 5.793 m

2 / 2

No. Driver	Car	Seg. 1 Diff. 1	Seg. 2 Diff. 2	Seg. 3 Diff. 3	Ideal Time		
					Best Lap	Pos.	Diff.
34 <b>103 MEZZETTI (A)</b> W. (ITA)	Renault Clio Cup	44.543 +0.024	47.442 +0.124	47.762	<b>2'19.747</b> 2'19.895	31	0.148
35 <b>74 ZADOTTI (A)</b> V. (ITA)	Renault Clio Cup	44.286 +0.457	47.354 +1.668	48.168 +1.794	<b>2'19.808</b> 2'23.727	45	3.919
36 <b>34 THEVENOT J.</b> (FRA)	Renault Clio Cup	44.205	47.164 +1.013	48.440 +0.493	<b>2'19.809</b> 2'21.315	38	1.506
37 <b>21 POLDERMAN (B D)</b> S. (	Renault Clio Cup	43.923 +2.110	47.644 +0.220	48.272	<b>2'19.839</b> 2'22.169	41	2.330
38 <b>82 CIMENS (A)</b> J. (ITA)	Renault Clio Cup	44.370 +0.546	47.147	48.599	<b>2'20.116</b> 2'20.662	35	0.546
39 <b>333 PEIROLERI-BARGIGGI</b>	Renault Clio Cup	44.248 +0.451	47.292	48.610 +0.402	<b>2'20.150</b> 2'21.003	36	0.853
40 <b>46 'DUE' (A)</b> (ITA)	Renault Clio Cup	44.186	47.870	48.408 +0.617	<b>2'20.464</b> 2'21.081	37	0.617
41 <b>88 HORN (B D)</b> (FRA)	Renault Clio Cup	44.016 +1.122	47.970 +0.192	48.642 +0.300	<b>2'20.628</b> 2'22.242	42	1.614
42 <b>17 PASQUALI (A C)</b> D. (ITA)	Renault Clio Cup	44.806	48.096	49.961	<b>2'22.863</b> 2'22.863	43	
43 <b>71 BIGOGNO (A)</b> M. (ITA)	Renault Clio Cup	45.079	48.567 +0.512	49.621	<b>2'23.267</b> 2'23.779	46	0.512
44 <b>33 FAYE (B)</b> M. (FRA)	Renault Clio Cup	44.875	49.044	49.461 +0.332	<b>2'23.380</b> 2'23.712	44	0.332
45 <b>4 RODRIGO (D)</b> J. (ESP)	Renault Clio Cup	45.168	48.608	50.322	<b>2'24.098</b> 2'24.098	47	
46 <b>61 ALONSO (D)</b> G. (ESP)	Renault Clio Cup	45.324 +0.374	49.232	50.466	<b>2'25.022</b> 2'25.396	48	0.374
<b>42 ALONSO (C)</b> M. (ESP)	Renault Clio Cup		Missing Sector				2'20.053
<b>173 CHIERICHETTI (A)</b> A. (IT	Renault Clio Cup		Missing Sector				2'21.674
<b>Overall Ideal Time</b>			42.791	44.654	45.924	<b>2'13.369</b>	





**ACI Racing Weekend Monza 30-31 Ottobre 2021**  
**Clio Cup Europe - Chronological Analysis Collective Test 1**

Monza 5.793 m

1 / 6

1 T. PEKAR (C) (2'17.363)						
Lap	Seg.1	Seg.2	Seg.3	Lap Time	km/h	Local Time
1		56.720	52.934		125,4	8:34'36.950
2	45.965	50.679	49.573	2'26.217	177,9	8:37'03.167
3	44.403	46.701	48.447	2'19.551	193,2	8:39'22.718
4	44.560	46.855	<b>47.049</b>	2'18.464	192,2	8:41'41.182
5	44.071	47.104	50.732	2'21.907	189,5	8:44'03.089
6	43.713	46.441	47.727	2'17.881	191,8	8:46'20.970
7	43.816	46.451	47.175	2'17.442	202,6	8:48'38.412
8	<b>43.484</b>	<b>45.963</b>	47.916	<b>2'17.363</b>	<b>208,9</b>	8:50'55.775
9	43.610	46.165	1'01.863	2'31.638P	206,9	8:53'27.413
10	2'23.326	46.238	53.350	4'02.914P	89,8	8:57'30.327
11	1'21.299	1'10.223	48.174	3'19.696	84,7	9:00'50.023

9 A. STUCKI (C) (2'17.332)						
Lap	Seg.1	Seg.2	Seg.3	Lap Time	km/h	Local Time
1		1'16.399	1'13.399		79,8	8:35'50.316
2	52.941	51.843	52.913	2'37.697	152,3	8:38'28.013
3	46.185	48.861	49.999	2'25.045	180,0	8:40'53.058
4	44.360	47.565	48.553	2'20.478	203,8	8:43'13.536
5	45.651	46.921	47.882	2'20.454	<b>209,3</b>	8:45'33.990
6	<b>43.652</b>	46.895	49.032	2'19.579	208,5	8:47'53.569
7	43.757	46.530	47.563	2'17.850	207,3	8:50'11.419
8	43.714	<b>46.122</b>	<b>47.496</b>	<b>2'17.332</b>	207,7	8:52'28.751
9	55.669	1'18.976	1'06.949	3'21.594	<b>209,3</b>	8:55'50.345
10	44.406	59.521	1'30.040	3'13.967P	194,9	8:59'04.312

2 M. GUILLOT (A C) (2'16.699)						
Lap	Seg.1	Seg.2	Seg.3	Lap Time	km/h	Local Time
1		52.827	56.144		131,2	8:34'17.805
2	47.369	49.614	49.580	2'26.563	175,9	8:36'44.368
3	45.450	48.492	51.194	2'25.136	191,5	8:39'09.504
4	45.329	47.314	47.906	2'20.549	183,7	8:41'30.053
5	44.225	46.606	47.925	2'18.756	192,2	8:43'48.809
6	43.984	46.008	<b>46.755</b>	2'16.747	199,6	8:46'05.556
7	43.934	46.589	47.251	2'17.774	183,1	8:48'23.330
8	43.960	<b>45.545</b>	47.194	<b>2'16.699</b>	<b>204,5</b>	8:50'40.029
9	<b>43.739</b>	1'01.268	1'24.621	3'09.628	203,0	8:53'49.657
10	1'33.921	1'15.156	57.195	3'46.272	74,4	8:57'35.929
11	1'19.177	1'07.163	48.273	3'14.613	85,8	9:00'50.542

10 L. NICOLI (A) (2'17.697)						
Lap	Seg.1	Seg.2	Seg.3	Lap Time	km/h	Local Time
1		1'01.127	58.592		132,5	8:33'27.936
2	45.301	49.313	49.783	2'24.397	184,6	8:35'52.333
3	44.692	49.885	49.749	2'24.326	188,2	8:38'16.659
4	44.526	47.272	48.269	2'20.067	193,2	8:40'36.726
5	44.301	46.491	47.805	2'18.597	207,3	8:42'55.323
6	43.599	<b>46.389</b>	47.709	<b>2'17.697</b>	208,9	8:45'13.020
7	43.856	53.136	47.238	2'24.230	206,5	8:47'37.250
8	1'00.368	52.235	<b>46.913</b>	2'39.516	211,4	8:50'16.766
9	<b>43.378</b>	46.986	50.626	2'20.990	<b>213,0</b>	8:52'37.756
10	51.801	1'14.965	1'05.696	3'12.462	203,4	8:55'50.218
11	45.950	58.465	1'32.200	3'16.615P	206,9	8:59'06.833

4 J. RODRIGO (D) (2'24.098)						
Lap	Seg.1	Seg.2	Seg.3	Lap Time	km/h	Local Time
1		1'08.770	1'00.610		107,9	8:34'25.856
2	53.804	55.545	57.339	2'46.688	145,2	8:37'12.544
3	50.390	53.127	56.592	2'40.109		8:39'52.653
4	49.894	51.913	54.210	2'36.017		8:42'28.670
5	49.430	50.653	52.610	2'32.693		8:45'01.363
6	48.972	50.050	50.973	2'29.995		8:47'31.358
7	46.117	49.304	50.330	2'25.751	188,2	8:49'57.109
8	<b>45.168</b>	<b>48.608</b>	<b>50.322</b>	<b>2'24.098</b>	<b>193,9</b>	8:52'21.207
9	52.115	1'14.766	1'15.833	3'22.714		8:55'43.921
10	46.238	52.011	1'09.894	2'48.143		8:58'32.064
11	1'10.035	52.996	51.253	2'54.284	101,0	9:01'26.348

12 G. TORELLI (A) (2'16.831)						
Lap	Seg.1	Seg.2	Seg.3	Lap Time	km/h	Local Time
1		1'02.344	56.827		130,3	8:33'38.196
2	50.878	48.391	49.622	2'28.891	150,4	8:36'07.087
3	46.325	46.953	49.613	2'22.891	205,7	8:38'29.978
4	44.769	47.334	47.757	2'19.860	187,5	8:40'49.838
5	44.118	<b>45.549</b>	47.365	2'17.032	205,7	8:43'06.870
6	44.528	45.571	47.881	2'17.980	204,9	8:45'24.850
7	43.841	55.701	55.890	2'35.432	206,1	8:48'00.282
8	<b>43.687</b>	46.181	<b>46.963</b>	<b>2'16.831</b>	211,8	8:50'17.113
9	44.922	45.603	49.579	2'20.104	<b>212,6</b>	8:52'37.217
10	51.358	1'15.571	1'05.647	3'12.576	204,5	8:55'49.793
11	46.878	59.095	1'32.724	3'18.697P	190,8	8:59'08.490

5 A. JURADO (A B) (2'15.303)						
Lap	Seg.1	Seg.2	Seg.3	Lap Time	km/h	Local Time
1		1'11.711	1'23.377		113,6	8:35'33.630
2	48.555	50.293	48.852	2'27.700	187,8	8:38'01.330
3	45.271	47.321	49.040	2'21.632	210,1	8:40'22.962
4	43.284	46.720	50.590	2'20.594	208,1	8:42'43.556
5	45.398	47.223	47.470	2'20.091	213,4	8:45'03.647
6	<b>43.011</b>	<b>45.877</b>	46.737	2'15.625	211,4	8:47'19.272
7	43.490	48.145	49.395	2'21.030	<b>213,9</b>	8:49'40.302
8	43.144	46.033	<b>46.126</b>	<b>2'15.303</b>	210,1	8:51'55.605
9	43.344	1'11.589	1'42.600	3'37.533	191,2	8:55'33.138
10	44.357	46.660	1'07.400	2'38.417	204,2	8:58'11.555
11	1'09.803	54.878	1'08.660	3'13.341P	104,4	9:01'24.896

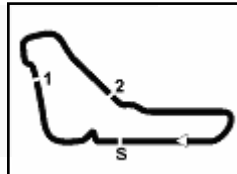
13 Y. OSPANOV (A B) (2'17.527)						
Lap	Seg.1	Seg.2	Seg.3	Lap Time	km/h	Local Time
1		56.680	59.847		115,0	8:34'26.888
2	50.538	56.257	53.309	2'40.104	157,9	8:37'06.992
3	51.614	51.779	1'11.187	2'54.580	153,0	8:40'01.572
4	48.645	50.140	49.859	2'28.644	155,4	8:42'30.216
5	45.733	49.653	50.457	2'25.843	177,0	8:44'56.059
6	44.011	47.063	47.593	2'18.667	202,2	8:47'14.726
7	43.844	<b>46.670</b>	<b>47.013</b>	<b>2'17.527</b>	<b>202,6</b>	8:49'32.253
8	44.369	47.556	49.315	2'21.240	189,5	8:51'53.493

6 F. SCIONTI (A) (2'18.235)						
Lap	Seg.1	Seg.2	Seg.3	Lap Time	km/h	Local Time
1		1'04.978	56.532		117,4	8:34'18.737
2	48.838	50.740	1'05.552	2'45.130	158,1	8:37'03.867









ACI Racing Weekend Monza 30-31 Ottobre 2021

Clio Cup Europe - Chronological Analysis Collective Test 1

Monza 5.793 m

3 / 6

5	45.145	47.692	49.021	2'21.858	184,3	8:45'42.756
6	<b>44.205</b>	48.177	48.933	<b>2'21.315</b>	195,3	8:48'04.071
7	44.575	48.088	50.852	2'23.515	183,1	8:50'27.586
8	45.176	<b>47.164</b>	49.235	2'21.575	<b>198,5</b>	8:52'49.161
9	58.000	1'07.724	1'02.711	3'08.435	124,9	8:55'57.596
10	44.918	57.160	1'29.944	3'12.022	191,2	8:59'09.618
11	52.779	47.423	<b>48.440</b>	2'28.642	138,1	9:01'38.260

10	45.374	51.277	1'11.531	2'48.182	185,2	8:58'30.560
11	1'10.552	49.314	49.072	2'48.938	96,8	9:01'19.498

**50 N. MILAN (B D) (2'16.085)**

Lap	Seg.1	Seg.2	Seg.3	Lap Time	km/h	Local Time
1		1'16.989	1'05.029		120,5	8:35'34.881
2	47.781	50.616	49.400	2'27.797	<b>175,3</b>	8:38'02.678
3	44.635	47.982	48.990	2'21.607		8:40'24.285
4	44.418	48.305	47.785	2'20.508		8:42'44.793
5	43.879	46.399	48.301	2'18.579		8:45'03.372
6	43.900	47.238	47.399	2'18.537		8:47'21.909
7	43.709	46.812	46.991	2'17.512		8:49'39.421
8	43.339	<b>45.962</b>	<b>46.784</b>	<b>2'16.085</b>		8:51'55.506
9		1'10.695	1'42.488	3'36.138		8:55'31.644
10	45.293	46.607	1'06.385	2'38.285		8:58'09.929
11	1'09.487	56.207	1'06.848	3'12.542P		9:01'22.471

**38 A. ALCIDI (A C) (2'19.979)**

Lap	Seg.1	Seg.2	Seg.3	Lap Time	km/h	Local Time
1		1'03.426	57.940		107,4	8:33'51.223
2	48.485	52.494	52.144	2'33.123	164,4	8:36'24.346
3	47.042	50.168	51.347	2'28.557	174,2	8:38'52.903
4	45.235	49.255	51.208	2'25.698	193,9	8:41'18.601
5	44.864	48.211	49.462	2'22.537	195,3	8:43'41.138
6	44.650	47.380	49.540	2'21.570	201,5	8:46'02.708
7	47.387	47.822	48.555	2'23.764	<b>201,9</b>	8:48'26.472
8	44.579	<b>47.104</b>	<b>48.296</b>	<b>2'19.979</b>	190,1	8:50'46.451
9	<b>44.173</b>	47.243	48.574	2'19.990	198,2	8:53'06.441
10	1'16.435	1'08.425	49.092	3'13.952	89,2	8:56'20.393
11	44.586	58.259	1'20.059	3'02.904	200,4	8:59'23.297
12	1'00.156	47.579	59.664	2'47.399P	86,5	9:02'10.696

**40 A. SEBASTI SCALERA (A) (2'16.713)**

Lap	Seg.1	Seg.2	Seg.3	Lap Time	km/h	Local Time
1		1'00.366	56.588		111,7	8:34'17.163
2	49.849	49.962	50.894	2'30.705	156,1	8:36'47.868
3	45.943	49.063	49.601	2'24.607	173,4	8:39'12.475
4	44.850	47.503	48.122	2'20.475	194,2	8:41'32.950
5	44.402	46.771	47.456	2'18.629	194,6	8:43'51.579
6	45.527	46.847	47.524	2'19.898	194,6	8:46'11.477
7	43.858	46.211	48.732	2'18.801	206,9	8:48'30.278
8	<b>43.515</b>	46.119	47.201	2'16.835	<b>210,9</b>	8:50'47.113
9	43.628	<b>46.000</b>	47.085	<b>2'16.713</b>	202,6	8:53'03.826
10	49.501	1'07.794	1'02.861	3'00.156	187,8	8:56'03.982
11	43.673	56.195	1'31.140	3'11.008	209,3	8:59'14.990
12	54.231	46.435	<b>46.724</b>	2'27.390	132,2	9:01'42.380

**42 M. ALONSO (C) (2'20.053)**

Lap	Seg.1	Seg.2	Seg.3	Lap Time	km/h	Local Time
1						8:38'32.370
2				2'28.505		8:41'00.875
3				2'23.805		8:43'24.680
4				2'22.009		8:45'46.689
5				<b>2'20.053</b>		8:48'06.742
6				2'21.236		8:50'27.978
7				5'41.041P		8:56'09.019
8				4'27.176P		9:00'36.195

**46 . 'DUE' (A) (2'21.081)**

Lap	Seg.1	Seg.2	Seg.3	Lap Time	km/h	Local Time
1		1'06.211	1'00.851		106,7	8:35'03.109
2	52.818	58.093	54.436	2'45.347	168,8	8:37'48.456
3	50.960	53.355	52.234	2'36.549	170,6	8:40'25.005
4	45.577	50.616	51.024	2'27.217	185,6	8:42'52.222
5	44.614	51.134	49.811	2'25.559	204,5	8:45'17.781
6	44.531	48.274	<b>48.408</b>	2'21.213	200,7	8:47'38.994
7	45.128	48.632	48.631	2'22.391	199,6	8:50'01.385
8	<b>44.186</b>	<b>47.870</b>	49.025	<b>2'21.081</b>	<b>206,1</b>	8:52'22.466
9	49.636	1'15.126	1'15.150	3'19.912	190,8	8:55'42.378

**55 R. STEENMETZ (B D) (2'19.818)**

Lap	Seg.1	Seg.2	Seg.3	Lap Time	km/h	Local Time
1		59.078	59.492		125,9	8:33'29.590
2	47.486	52.567	51.519	2'31.572	160,5	8:36'01.162
3	47.044	50.567	52.442	2'30.053	178,5	8:38'31.215
4	45.746	48.887	49.672	2'24.305	165,6	8:40'55.520
5	44.840	48.796	48.517	2'22.153	204,9	8:43'17.673
6	44.299	48.582	49.084	2'21.965	205,3	8:45'39.638
7	48.873	1'09.938	49.510	2'48.321	<b>208,5</b>	8:48'27.959
8	44.255	47.073	<b>48.490</b>	<b>2'19.818</b>	196,0	8:50'47.777
9	<b>43.878</b>	<b>46.967</b>	52.754	2'23.599	193,5	8:53'11.376
10	1'21.488	1'04.179	48.731	3'14.398	88,5	8:56'25.774
11	45.203	1'16.347	1'22.777	3'24.327	199,6	8:59'50.101
12	45.389	47.217	48.577	2'21.183	180,6	9:02'11.284

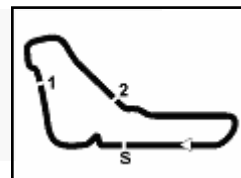
**61 G. ALONSO (D) (2'25.396)**

Lap	Seg.1	Seg.2	Seg.3	Lap Time	km/h	Local Time
1		1'13.273	1'10.934		90,3	8:35'51.370
2	53.684	54.962	55.077	2'43.723	138,1	8:38'35.093
3	47.568	51.520	52.691	2'31.779	150,8	8:41'06.872
4	46.911	50.886	51.534	2'29.331	160,7	8:43'36.203
5	45.927	50.335	51.474	2'27.736	174,2	8:46'03.939
6	46.155	50.326	51.449	2'27.930	177,9	8:48'31.869
7	45.698	<b>49.232</b>	<b>50.466</b>	<b>2'25.396</b>	169,3	8:50'57.265
8	<b>45.324</b>	49.826	1'20.216	2'55.366	<b>182,1</b>	8:53'52.631
9	1'32.532	51.907	52.680	3'17.119	71,8	8:57'09.750
10	1'27.212	1'15.971	52.055	3'35.238	77,0	9:00'44.988









**ACI Racing Weekend Monza 30-31 Ottobre 2021**

**Clio Cup Europe - Chronological Analysis Collective Test 1**

Monza 5.793 m

6 / 6

2	47.052	50.880	48.801	2'26.733	171,7	8:36'01.987	4	47.773	49.620	51.301	2'28.694	161,0	8:43'31.943
3	45.012	49.952	49.158	2'24.122	180,9	8:38'26.109	5	45.508	49.597	51.313	2'26.418	185,9	8:45'58.361
4	43.966	46.333	47.267	2'17.566	200,7	8:40'43.675	6	44.927	49.182	50.660	2'24.769	196,4	8:48'23.130
5	43.647	47.227	48.228	2'19.102	204,5	8:43'02.777	7	44.699	<b>47.292</b>	49.012	<b>2'21.003</b>	184,3	8:50'44.133
6	43.527	46.018	46.730	2'16.275	211,4	8:45'19.052	8	<b>44.248</b>	1'21.940	1'24.392	3'30.580	<b>200,0</b>	8:54'14.713
7	44.043	46.196	46.665	2'16.904	210,9	8:47'35.956	9	1'25.476	51.549	50.589	3'07.614	69,6	8:57'22.327
8	43.482	45.776	<b>46.318</b>	<b>2'15.576</b>	209,7	8:49'51.532	10	1'27.658	1'11.098	<b>48.610</b>	3'27.366	72,0	9:00'49.693
9	43.255	<b>45.428</b>	47.440	2'16.123	<b>213,0</b>	8:52'07.655							
10	<b>43.232</b>	1'11.555	1'33.391	3'28.178	210,9	8:55'35.833							
11	45.421	46.361	1'14.469	2'46.251	194,2	8:58'22.084							
12	1'09.773	1'03.214	1'12.507	3'25.494P	102,0	9:01'47.578							

**173 A. CHIERICHETTI (A) (2'21.674)**

Lap	Seg.1	Seg.2	Seg.3	Lap Time	km/h	Local Time
1						8:33'32.576
2			56.489	2'40.847		8:36'13.423
3				2'43.669		8:38'57.092
4				2'29.799		8:41'26.891
5			50.334	2'24.124		8:43'51.015
6				2'32.485		8:46'23.500
7				2'23.374		8:48'46.874
8			<b>49.015</b>	<b>2'21.674</b>		8:51'08.548
9			1'27.146	3'22.510P		8:54'31.058
10			1'18.438	5'26.379P		8:59'57.437
11			49.504	2'24.149		9:02'21.586

**211 N. MILJKOVIC (C) (2'16.914)**

Lap	Seg.1	Seg.2	Seg.3	Lap Time	km/h	Local Time
1		1'14.253	57.943		111,0	8:35'26.315
2	50.795	50.616	50.216	2'31.627	159,3	8:37'57.942
3	45.522	48.778	48.964	2'23.264	170,3	8:40'21.206
4	44.459	50.233	48.805	2'23.497	187,8	8:42'44.703
5	44.271	47.340	48.142	2'19.753	185,9	8:45'04.456
6	43.670	47.120	48.183	2'18.973	195,7	8:47'23.429
7	44.780	46.186	<b>47.575</b>	2'18.541	173,4	8:49'41.970
8	<b>43.371</b>	<b>45.960</b>	47.583	<b>2'16.914</b>	<b>204,9</b>	8:51'58.884
9	43.823	1'08.695	1'43.459	3'35.977	204,2	8:55'34.861
10	45.153	48.185	1'08.490	2'41.828	190,1	8:58'16.689
11	1'09.734	51.586	52.934	2'54.254	103,3	9:01'10.943

**213 A. HERRERIAS (D) (2'17.859)**

Lap	Seg.1	Seg.2	Seg.3	Lap Time	km/h	Local Time
1		1'03.405	59.037		103,1	8:33'51.760
2	48.271	50.574	49.247	2'28.092	153,0	8:36'19.852
3	45.551	47.683	48.615	2'21.849	176,5	8:38'41.701
4	44.790	48.672	49.973	2'23.435	183,4	8:41'05.136
5	44.658	47.664	48.363	2'20.685	171,2	8:43'25.821
6	44.069	46.796	47.348	2'18.213	180,9	8:45'44.034
7	43.696	46.796	47.367	<b>2'17.859</b>	182,1	8:48'01.893
8	43.671	46.818	48.149	2'18.638	191,5	8:50'20.531
9	44.180	46.767	48.008	2'18.955	185,9	8:52'39.486
10	52.018	1'15.589	1'06.312	3'13.919	<b>198,9</b>	8:55'53.405
11	<b>43.499</b>	59.341	1'33.780	3'16.620P	188,8	8:59'10.025
12	1'34.327	<b>46.311</b>	<b>47.168</b>	3'07.806P	163,9	9:02'17.831

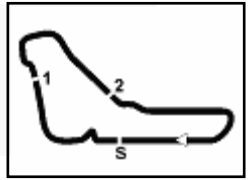
**333 . PEIROLERI-BARGIGGIA (2'21.003)**

Lap	Seg.1	Seg.2	Seg.3	Lap Time	km/h	Local Time
1		1'16.398	1'13.090		79,9	8:35'51.017
2	53.087	54.208	55.377	2'42.672	139,5	8:38'33.689
3	46.938	51.024	51.598	2'29.560	152,8	8:41'03.249

29/10/2021

P = Pits In/Out - C = Lap Time Cancelled

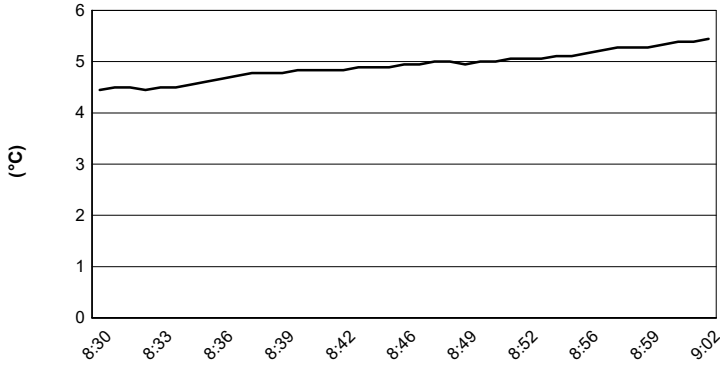




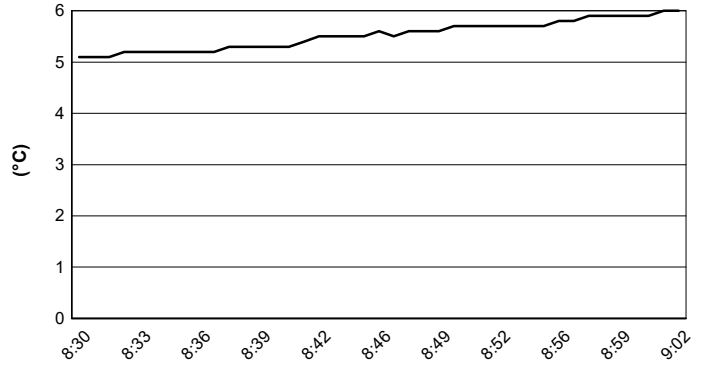
Monza 5.793 m

**ACI Racing Weekend Monza 30-31 Ottobre 2021**  
**Clio Cup Europe - Weather Report Collective Test 1**  
 Session started 08:30 - Session ended 9:02

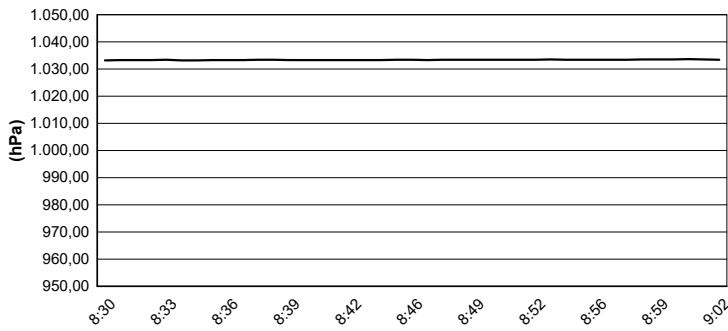
**Air Temperature**



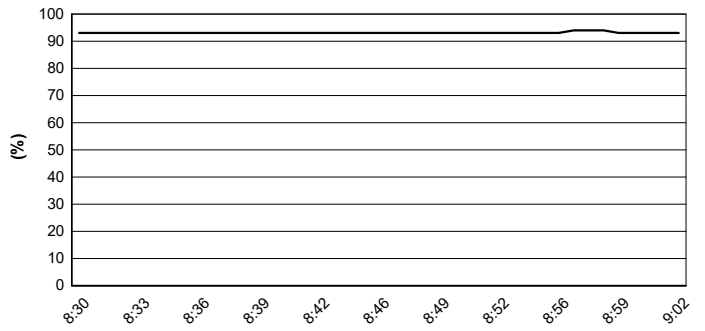
**Track Temperature**



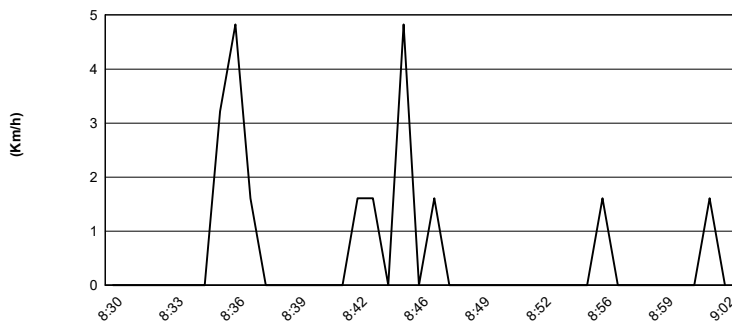
**Air Pressure**



**Humidity**



**Wind Speed**



**Wind Direction**

