



Red Bull Ring
Clio Cup Europe
Collective Test 2
Provisional Results



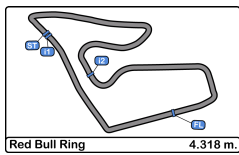
Clas	Nº	Driver	Nat	Team	Nat	Vehicle	Cat	Clas	Laps	Best	Time	Gap	Interval	Km/h
1	40	Alessandro Sebesti Scalera (A)	ITA	GD MILAN COMPETITION	ITA	Renault Clio Cup	GD	1	17	15	1:50.274			140.9
2	27	Filippo Berto (A)	ITA	C OREGON TEAM	ITA	Renault Clio Cup	C	1	16	12	1:50.349	0.075	0.075	140.8
3	5	Anthony Jurado (A-B)	FRA	MILAN COMPETITION	FRA	Renault Clio Cup			16	10	1:50.434	0.160	0.085	140.7
4	12	Gabriele Torelli (A)	ITA	FARO RACING	ITA	Renault Clio Cup			16	11	1:50.547	0.273	0.113	140.6
5	87	Felice Jelmini (A)	ITA	PMA MOTORSPORT	ITA	Renault Clio Cup			15	12	1:50.588	0.314	0.041	140.5
6	1	Tomas Pekar (C)	CZE	CARPEK SERVICES	CZE	Renault Clio Cup			16	12	1:50.597	0.323	0.009	140.5
7	15	David Pouget (B-D)	FRA	GPA RACING	FRA	Renault Clio Cup			16	13	1:50.694	0.420	0.097	140.4
8	2	Marc Guillot (A-C)	FRA	MILAN COMPETITION	FRA	Renault Clio Cup			17	16	1:50.720	0.446	0.026	140.3
9	161	Gustavo Sandrucci (A)	ITA	PROGETTO E20 MOTORSPORT	ITA	Renault Clio Cup			17	15	1:50.790	0.516	0.070	140.3
10	50	Nicolas Milan (B-D)	FRA	MILAN COMPETITION	FRA	Renault Clio Cup			17	13	1:50.798	0.524	0.008	140.2
11	128	David Pajot	FRA	C VIC' TEAM	FRA	Renault Clio Cup	C	2	16	15	1:51.055	0.781	0.257	139.9
12	19	Paolo Maria Silvestrini (A)	ITA	PROGETTO E20 MOTORSPORT	ITA	Renault Clio Cup			15	14	1:51.188	0.914	0.133	139.8
13	10	Lorenzo Nicoli (A)	ITA	C PROGETTO E20 MOTORSPORT	ITA	Renault Clio Cup	C	3	15	12	1:51.198	0.924	0.010	139.7
14	9	Andreas Stucki (C)	CHE	STUCKI MOTORSPORT	CHE	Renault Clio Cup			16	7	1:51.302	1.028	0.104	139.6
15	21	Stephan Polderman (B-D)	NLD	GD CHEFO SPORT	ESP	Renault Clio Cup	GD	2	16	14	1:51.397	1.123	0.095	139.5
16	213	Antonio Herrerias	ESP	CHEFO SPORT	ESP	Renault Clio Cup			17	16	1:51.468	1.194	0.071	139.4
17	125	Jerzy Spinkiewicz (B-C)	POL	C UNIQ RACING	POL	Renault Clio Cup	C	4	15	9	1:51.515	1.241	0.047	139.3
18	69	Quinto Stefana (A)	ITA	GD OREGON TEAM	ITA	Renault Clio Cup	GD	3	15	11	1:51.588	1.314	0.073	139.3
19	72	Kevin Jimenez (B-D)	FRA	C GPA RACING	FRA	Renault Clio Cup	C	5	16	11	1:51.797	1.523	0.209	139.0
20	16	Lionel Viguier (B-C)	FRA	GD TB2S	FRA	Renault Clio Cup	GD	4	16	10	1:51.803	1.529	0.006	139.0
21	42	Alonso (C) - Alonso (C)	ESP	C GPA RACING	ESP	Renault Clio Cup	C	6	17	9	1:51.834	1.560	0.031	138.9
22	51	Henrik Seibel (C)	DEU	C PANTHER-MOTORSPORT	DEU	Renault Clio Cup	C	7	16	5	1:51.862	1.588	0.028	138.9
23	76	Massimiliano Danetti (A)	ITA	PMA MOTORSPORT	ITA	Renault Clio Cup			16	11	1:51.868	1.594	0.006	138.9
24	102	Andrea Argenti (A)	ITA	GD SI RACING TEAM	ITA	Renault Clio Cup	GD	5	15	14	1:51.882	1.608	0.014	138.9
25	13	Yeraly Ospanov (A-B)	KAZ	C MILAN COMPETITION	FRA	Renault Clio Cup	C	8	16	14	1:52.016	1.742	0.134	138.7
26	88	HORN (B-D)	FRA	GD GPA RACING	FRA	Renault Clio Cup	GD	6	17	11	1:52.064	1.790	0.048	138.7
27	46	"DUE" (A)	ITA	GD OREGON TEAM	ITA	Renault Clio Cup	GD	7	16	6	1:52.146	1.872	0.082	138.6
28	55	René Steenmetz (B-D)	NLD	GD CHEFO SPORT	ESP	Renault Clio Cup	GD	8	16	9	1:52.218	1.944	0.072	138.5
29	91	Michele Puccetti (I)	ITA	FARO RACING	ITA	Renault Clio Cup			15	12	1:52.287	2.013	0.069	138.4
30	38	Alessio Alcidi (A-C)	ITA	C CAAL RACING	ITA	Renault Clio Cup	C	9	17	8	1:52.450	2.176	0.163	138.2
31	74	Vittorio Zadotti (A)	ITA	GD SCUDERIA COSTA OVEST	ITA	Renault Clio Cup	GD	9	16	15	1:52.689	2.415	0.239	137.9
32	17	Daniele Pasquali (A-C)	ITA	C CAAL RACING	ITA	Renault Clio Cup	C	10	16	15	1:52.727	2.453	0.038	137.8
33	333	Perucca Orfei - Cesarano	ITA	PRESS LEAGUE BY OREGON TEAM	ITA	Renault Clio Cup			12	4	1:53.020	2.746	0.293	137.5
34	67	Ercole Cipolla (A)	ITA	C FARO RACING	ITA	Renault Clio Cup	C	11	16	14	1:54.626	4.352	1.606	135.6
35	216	Samuel Pineda	ESP	CHEFO SPORT	ESP	Renault Clio Cup			2	2	2:25.191	34.917	30.565	107.0

Published at:.....

Track Temp: 40.5 °C Air Temp: 23.4 °C Humidity: 44 % Track Status: DRY

Stewards:	Race Director:	Timekeeper: Luis Angel Garcia Nufez JOB/I-0020-ESP
------------------	-----------------------	---





Red Bull Ring
Clio Cup Europe
Collective Test 2



Provisional Results by Category

Clas	Nº	Driver	Nat	Team	Nat	Vehicle	Cat	Clas	Laps	Best	Time	Gap	Interval	Km/h
1	5	Anthony Jurado (A-B)	FRA	MILAN COMPETITION	FRA	Renault Clio Cup			16	10	1:50.434			140.7
2	12	Gabriele Torelli (A)	ITA	FARO RACING	ITA	Renault Clio Cup			16	11	1:50.547	0.113	0.113	140.6
3	87	Felice Jelmini (A)	ITA	PMA MOTORSPORT	ITA	Renault Clio Cup			15	12	1:50.588	0.154	0.041	140.5
4	1	Tomas Pekar (C)	CZE	CARPEK SERVICES	CZE	Renault Clio Cup			16	12	1:50.597	0.163	0.009	140.5
5	15	David Pouget (B-D)	FRA	GPA RACING	FRA	Renault Clio Cup			16	13	1:50.694	0.260	0.097	140.4
6	2	Marc Guillot (A-C)	FRA	MILAN COMPETITION	FRA	Renault Clio Cup			17	16	1:50.720	0.286	0.026	140.3
7	161	Gustavo Sandrucci (A)	ITA	PROGETTO E20 MOTORSPORT	ITA	Renault Clio Cup			17	15	1:50.790	0.356	0.070	140.3
8	50	Nicolas Milan (B-D)	FRA	MILAN COMPETITION	FRA	Renault Clio Cup			17	13	1:50.798	0.364	0.008	140.2
9	19	Paolo Maria Silvestrini (A)	ITA	PROGETTO E20 MOTORSPORT	ITA	Renault Clio Cup			15	14	1:51.188	0.754	0.390	139.8
10	9	Andreas Stucki (C)	CHE	STUCKI MOTORSPORT	CHE	Renault Clio Cup			16	7	1:51.302	0.868	0.114	139.6
11	213	Antonio Herrerias	ESP	CHEFO SPORT	ESP	Renault Clio Cup			17	16	1:51.468	1.034	0.166	139.4
12	76	Massimiliano Danetti (A)	ITA	PMA MOTORSPORT	ITA	Renault Clio Cup			16	11	1:51.868	1.434	0.400	138.9
13	91	Michele Puccetti ()	ITA	FARO RACING	ITA	Renault Clio Cup			15	12	1:52.287	1.853	0.419	138.4
14	333	Perucca Orfei - Cesarano	ITA	PRESS LEAGUE BY OREGON TEAM	ITA	Renault Clio Cup			12	4	1:53.020	2.586	0.733	137.5
15	216	Samuel Pineda	ESP	CHEFO SPORT	ESP	Renault Clio Cup			2	2	2:25.191	34.757	32.171	107.0

C

1	27	Filippo Berto (A)	ITA	C OREGON TEAM	ITA	Renault Clio Cup	C	1	16	12	1:50.349			140.8
2	128	David Pajot	FRA	C VIC' TEAM	FRA	Renault Clio Cup	C	2	16	15	1:51.055	0.706	0.706	139.9
3	10	Lorenzo Nicoli (A)	ITA	C PROGETTO E20 MOTORSPORT	ITA	Renault Clio Cup	C	3	15	12	1:51.198	0.849	0.143	139.7
4	125	Jerzy Spinkiewicz (B-C)	POL	C UNIQ RACING	POL	Renault Clio Cup	C	4	15	9	1:51.515	1.166	0.317	139.3
5	72	Kevin Jimenez (B-D)	FRA	C GPA RACING	FRA	Renault Clio Cup	C	5	16	11	1:51.797	1.448	0.282	139.0
6	42	Alonso (C) - Alonso (C)	ESP	C GPA RACING	ESP	Renault Clio Cup	C	6	17	9	1:51.834	1.485	0.037	138.9
7	51	Henrik Seibel (C)	DEU	C PANTHER-MOTORSPORT	DEU	Renault Clio Cup	C	7	16	5	1:51.862	1.513	0.028	138.9
8	13	Yeraly Ospanov (A-B)	RUS	C MILAN COMPETITION	FRA	Renault Clio Cup	C	8	16	14	1:52.016	1.667	0.154	138.7
9	38	Alessio Alcidi (A-C)	ITA	C CAAL RACING	ITA	Renault Clio Cup	C	9	17	8	1:52.450	2.101	0.434	138.2
10	17	Daniele Pasquali (A-C)	ITA	C CAAL RACING	ITA	Renault Clio Cup	C	10	16	15	1:52.727	2.378	0.277	137.8
11	67	Ercole Cipolla (A)	ITA	C FARO RACING	ITA	Renault Clio Cup	C	11	16	14	1:54.626	4.277	1.899	135.6

GD

1	40	Alessandro Sebasti Scalera (A)	ITA	GD MILAN COMPETITION	ITA	Renault Clio Cup	GD	1	17	15	1:50.274			140.9
2	21	Stephan Polderman (B-D)	NLD	GD CHEFO SPORT	ESP	Renault Clio Cup	GD	2	16	14	1:51.397	1.123	1.123	139.5
3	69	Quinto Stefana (A)	ITA	GD OREGON TEAM	ITA	Renault Clio Cup	GD	3	15	11	1:51.588	1.314	0.191	139.3
4	16	Lionel Viguier (B-C)	FRA	GD TB2S	FRA	Renault Clio Cup	GD	4	16	10	1:51.803	1.529	0.215	139.0
5	102	Andrea Argenti (A)	ITA	GD SI RACING TEAM	ITA	Renault Clio Cup	GD	5	15	14	1:51.882	1.608	0.079	138.9
6	88	HORN (B-D)	FRA	GD GPA RACING	FRA	Renault Clio Cup	GD	6	17	11	1:52.064	1.790	0.182	138.7
7	46	"DUE" (A)	ITA	GD OREGON TEAM	ITA	Renault Clio Cup	GD	7	16	6	1:52.146	1.872	0.082	138.6
8	55	René Steenmetz (B-D)	NLD	GD CHEFO SPORT	ESP	Renault Clio Cup	GD	8	16	9	1:52.218	1.944	0.072	138.5
9	74	Vittorio Zadotti (A)	ITA	GD SCUDERIA COSTA OVEST	ITA	Renault Clio Cup	GD	9	16	15	1:52.689	2.415	0.471	137.9

Published at:.....

Track Temp: 40.5 °C Air Temp: 23.4 °C Humidity: 44 % Track Status: DRY

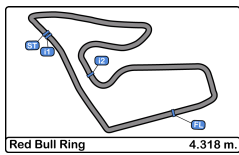
Stewards:

Race Director:

Timekeeper:

Luis Angel Garcia Nufez
 JOB/I-0020-ESP





Red Bull Ring
Clio Cup Europe
Collective Test 2
Lap Analysis



1 Tomas Pekar (C) Renault Clio Cup **5** Anthony Jurado (A-B) Renault Clio Cup
 CARPEK SERVICES MILAN COMPETITION

Lap D	Time	Sector 1	Sector 2	Sector 3	T. Spd	Elapsed	Lap D	Time	Sector 1	Sector 2	Sector 3	T. Spd	Elapsed
1	13:54:04.199	13:52:20.162	1:02.864	41.173	100.8	13:54:04.199	1	13:53:40.585	13:51:59.799	1:04.376	36.410	79.8	13:53:40.585
2	2:02.351	32.977	52.933	36.441	149.5	13:56:06.550	2	1:58.154	29.117	53.076	35.961	171.4	13:55:38.739
3	1:52.893	28.640	50.017	34.236	175.0	13:57:59.443	3	1:51.868	28.257	49.430	34.181	174.7	13:57:30.607
4	1:52.100	28.350	49.706	34.044	175.6	13:59:51.543	4	1:56.330	28.127	53.735	34.468	176.7	13:59:26.937
5	1:59.949 P	28.197	49.394	42.358	175.6	14:01:51.492	5	1:51.517	27.925	49.560	34.032	181.8	14:01:18.454
6	3:17.526	1:53.904	49.257	34.365	175.8	14:05:09.018	6	1:53.521	28.049	51.645	33.827	180.0	14:03:11.975
7	1:51.376	28.074	49.243	34.059	178.8	14:07:00.394	7	1:51.133	27.878	49.061	34.194	181.2	14:05:03.108
8	1:51.188	28.047	49.178	33.963	177.6	14:08:51.582	8	1:51.166	28.047	49.049	34.070	178.8	14:06:54.274
9	1:51.150	28.050	49.102	33.998	178.2	14:10:42.732	9	1:51.638	27.466	49.666	34.506	184.9	14:08:45.912
10	1:50.974	27.900	48.991	34.083	179.7	14:12:33.706	10	1:50.434	27.890	48.665	33.879	180.0	14:10:36.346
11	1:50.995	27.838	49.519	33.638	182.1	14:14:24.701	11	2:02.992 P	27.775	49.210	46.007	181.5	14:12:39.338
12	1:50.597	27.850	49.116	33.631	178.8	14:16:15.298	12	3:39.951	2:16.248	49.460	34.243	164.8	14:16:19.289
13	1:50.781	27.807	49.085	33.889	180.9	14:18:06.079	13	1:51.695	28.194	49.421	34.080	179.4	14:18:10.984
14	1:51.256	28.059	49.243	33.954	177.0	14:19:57.335	14	1:50.785	27.815	49.160	33.810	182.4	14:20:01.769
15	1:50.904	27.992	49.024	33.888	177.9	14:21:48.239	15	1:50.943	27.860	49.314	33.769	182.7	14:21:52.712
16	2:11.844 P	31.420	56.796	43.628	136.1	14:24:00.083	16	2:47.684 P	35.813	1:04.582	1:07.289	102.4	14:24:40.396

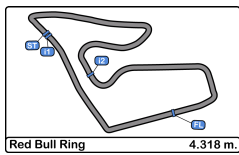
2 Marc Guillot (A-C) Renault Clio Cup **9** Andreas Stucki (C) Renault Clio Cup
 MILAN COMPETITION STUCKI MOTORSPORT

Lap D	Time	Sector 1	Sector 2	Sector 3	T. Spd	Elapsed	Lap D	Time	Sector 1	Sector 2	Sector 3	T. Spd	Elapsed
1	13:53:42.936	13:52:05.088	1:01.244	36.604	111.3	13:53:42.936	1	13:53:05.335	13:51:21.215	1:04.022	40.098	98.9	13:53:05.335
2	1:57.833	29.843	51.487	36.503	173.3	13:55:40.769	2	1:54.360	29.066	50.716	34.578	175.0	13:54:59.695
3	1:51.913	28.208	49.491	34.214	178.8	13:57:32.682	3	1:52.641	28.553	49.878	34.210	174.7	13:56:52.336
4	1:52.940	28.070	49.330	35.540	179.7	13:59:25.622	4	1:52.098	28.285	49.632	34.181	175.8	13:58:44.434
5	1:52.287	28.115	50.163	34.009	181.8	14:01:17.909	5	1:55.437	28.204	52.165	35.068	169.0	14:00:39.871
6	1:51.557	27.833	49.011	34.713	181.5	14:03:09.466	6	2:07.448	29.690	58.856	38.902	130.9	14:02:47.319
7	1:51.025	28.092	49.091	33.842	180.6	14:05:00.491	7	1:51.302	28.140	49.199	33.963	180.0	14:04:38.621
8	1:51.846	27.968	49.366	34.512	181.8	14:06:52.337	8	1:52.257	27.933	49.942	34.382	181.2	14:06:30.878
9	1:51.306	27.805	49.394	34.107	182.1	14:08:43.643	9	1:51.419	28.019	49.385	34.015	180.6	14:08:22.297
10	1:51.112	27.987	49.213	33.912	179.1	14:10:34.755	10	1:57.898 P	28.326	49.256	40.316	177.6	14:10:20.195
11	1:58.581	29.235	55.115	34.231	136.5	14:12:33.336	11	3:02.668	1:38.897	50.007	33.764	175.8	14:13:22.863
12	1:52.440	27.980	50.312	34.148	181.5	14:14:25.776	12	1:51.447	28.190	49.413	33.844	177.3	14:15:14.310
13	1:51.153	27.731	48.996	34.426	181.2	14:16:16.929	13	1:51.521	28.234	49.210	34.077	176.1	14:17:05.831
14	1:51.264	28.093	49.265	33.906	181.5	14:18:08.193	14	1:51.712	28.171	49.426	34.115	175.8	14:18:57.543
15	1:50.877	27.898	48.983	33.996	179.7	14:19:59.070	15	1:54.430	28.250	51.914	34.266	176.1	14:20:51.973
16	1:50.720	27.814	48.944	33.962	181.2	14:21:49.790	16	2:32.689 P	40.101	59.572	53.016	121.3	14:23:24.662
17	2:44.092 P	35.009	1:04.449	1:04.634	97.0	14:24:33.882							

10 Lorenzo Nicoli (A) Renault Clio Cup
 C PROGETTO E20 MOTORSPORT

Lap D	Time	Sector 1	Sector 2	Sector 3	T. Spd	Elapsed
1	13:52:37.642	13:51:04.239	56.303	37.100	166.4	13:52:37.642
2	1:52.748	28.481	49.860	34.407	176.4	13:54:30.390
3	1:52.166	28.373	49.477	34.316	176.7	13:56:22.556
4	1:52.107	28.141	49.653	34.313	179.7	13:58:14.663
5	2:27.128	32.311	1:18.787	36.030	123.4	14:00:41.791
6	2:12.036 P	28.111	50.486	53.439	178.2	14:02:53.827
7	3:59.613	2:14.698	1:08.805	36.110	156.0	14:06:53.440
8	1:53.045	27.913	51.059	34.073	182.1	14:08:46.485
9	1:52.087	28.067	50.177	33.843	179.1	14:10:38.572
10	1:51.385	27.980	49.219	34.186	177.9	14:12:29.957
11	1:53.447	29.077	50.398	33.972	156.2	14:14:23.404
12	1:51.198	27.994	49.256	33.948	178.8	14:16:14.602
13	1:51.747	28.134	49.230	34.383	176.7	14:18:06.349
14	1:51.959	27.987	49.286	34.686	179.4	14:19:58.308
15	2:17.145 P	40.689	52.567	43.889	136.3	14:22:15.453





Red Bull Ring
Clio Cup Europe
Collective Test 2
Lap Analysis



12

Gabriele Torelli (A)

Renault Clio Cup **15**

David Pouget (B-D)

Renault Clio Cup

FARO RACING

GPA RACING

Lap	D	Time	Sector 1	Sector 2	Sector 3	T. Spd	Elapsed	Lap	D	Time	Sector 1	Sector 2	Sector 3	T. Spd	Elapsed
1		13:53:51.168	13:52:02.564	1:09.093	39.511	92.3	13:53:51.168	1		13:53:10.580	13:51:33.425	59.125	38.030	115.3	13:53:10.580
2		1:57.386	30.080	52.686	34.620	164.3	13:55:48.554	2		1:54.645	29.209	50.839	34.597	174.7	13:55:05.225
3		1:51.716	28.196	49.677	33.843	176.1	13:57:40.270	3		1:52.228	28.545	49.699	33.984	175.0	13:56:57.453
4		1:51.312	27.867	49.241	34.204	179.4	13:59:31.582	4		1:51.288	28.194	49.333	33.761	176.1	13:58:48.741
5		1:51.006	28.122	49.109	33.775	178.8	14:01:22.588	5		1:51.322	28.072	49.414	33.836	177.0	14:00:40.063
6		1:50.901	28.047	49.149	33.705	180.0	14:03:13.489	6		1:57.424	29.691	53.802	33.931	112.0	14:02:37.487
7		1:50.604	27.858	49.057	33.689	179.7	14:05:04.093	7		1:50.971	28.142	49.033	33.796	176.1	14:04:28.458
8		1:50.664	27.883	49.029	33.752	181.5	14:06:54.757	8		1:51.093	28.155	49.129	33.809	176.1	14:06:19.551
9		1:54.612	27.919	49.486	37.207	180.0	14:08:49.369	9		1:50.776	28.098	48.912	33.766	177.3	14:08:10.327
10		1:51.142	27.745	49.580	33.817	181.8	14:10:40.511	10		1:56.609	29.928	52.613	34.068	164.8	14:10:06.936
11		1:50.547	27.610	49.328	33.609	181.8	14:12:31.058	11		1:50.826	27.943	48.986	33.897	177.0	14:11:57.762
12		1:50.864	27.792	49.054	34.018	178.2	14:14:21.922	12		1:57.029	28.122	51.904	37.003	177.3	14:13:54.791
13		1:59.220	27.894	57.152	34.174	177.9	14:16:21.142	13		1:50.694	27.850	49.120	33.724	179.1	14:15:45.485
14		1:51.715	27.559	49.419	34.737	183.3	14:18:12.857	14		2:04.134 P	28.051	52.498	43.585	177.6	14:17:49.619
15		1:51.928	27.972	49.656	34.300	180.6	14:20:04.785	15		3:50.490	2:27.070	49.416	34.004	174.7	14:21:40.109
16		2:06.252 P	33.694	52.349	40.209	135.6	14:22:11.037	16		2:38.668 P	36.499	1:01.070	1:01.099	120.1	14:24:18.777

13

Yeraly Ospanov (A-B)

Renault Clio Cup **16**

Lionel Viguier (B-C)

Renault Clio Cup

C

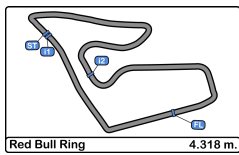
MILAN COMPETITION

GD

TB2S

Lap	D	Time	Sector 1	Sector 2	Sector 3	T. Spd	Elapsed	Lap	D	Time	Sector 1	Sector 2	Sector 3	T. Spd	Elapsed
1		13:53:43.482	13:52:01.148	1:05.422	36.912	78.7	13:53:43.482	1		13:53:09.648	13:51:25.045	1:06.653	37.950	94.7	13:53:09.648
2		1:58.195	30.247	52.155	35.793	174.4	13:55:41.677	2		1:58.448	29.736	52.570	36.142	171.4	13:55:08.096
3		1:54.125	29.510	50.273	34.342	168.2	13:57:35.802	3		1:54.761	28.845	50.882	35.034	175.6	13:57:02.857
4		1:52.986	28.553	49.898	34.535	177.3	13:59:28.788	4		1:53.768	28.652	50.495	34.621	176.7	13:58:56.625
5		1:52.781	28.392	49.890	34.499	177.9	14:01:21.569	5		1:53.436	28.581	50.522	34.333	175.0	14:00:50.061
6		1:52.834	28.321	50.306	34.207	177.9	14:03:14.403	6		1:54.696	28.646	50.268	35.782	175.3	14:02:44.757
7		1:53.090	28.383	50.078	34.629	180.3	14:05:07.493	7		1:53.214	28.633	50.277	34.304	176.7	14:04:37.971
8		1:53.362	28.585	49.977	34.800	173.0	14:07:00.855	8		1:52.546	28.194	50.041	34.311	180.6	14:06:30.517
9		1:52.160	28.227	49.422	34.511	180.0	14:08:53.015	9		1:52.383	28.288	49.953	34.142	178.2	14:08:22.900
10		2:02.675 P	28.242	50.244	44.189	178.2	14:10:55.690	10		1:51.803	28.315	49.405	34.083	178.8	14:10:14.703
11		2:21.030	56.722	50.060	34.248	170.3	14:13:16.720	11		1:52.608	28.213	49.927	34.468	175.3	14:12:07.311
12		2:34.185	28.504	57.567	1:08.114	177.3	14:15:50.905	12		1:52.630	28.338	50.018	34.274	177.3	14:13:59.941
13		2:19.805	50.925	54.828	34.052	69.5	14:18:10.710	13		1:52.160	28.696	49.506	33.958	175.8	14:15:52.101
14		1:52.016	28.286	49.725	34.005	178.8	14:20:02.726	14		1:52.388	28.400	49.453	34.535	176.4	14:17:44.489
15		1:52.770	28.133	50.087	34.550	179.1	14:21:55.496	15		1:52.090	28.337	49.730	34.023	176.1	14:19:36.579
16		2:47.167 P	33.801	1:04.563	1:08.803	103.1	14:24:42.663	16		2:07.634 P	28.489	50.162	48.983	175.6	14:21:44.213





Red Bull Ring
Clio Cup Europe
Collective Test 2
Lap Analysis



17 Daniele Pasquali (A-C) Renault Clio Cup **27** Filippo Berto (A) Renault Clio Cup
 C CAAL RACING C OREGON TEAM

Lap	D	Time	Sector 1	Sector 2	Sector 3	T. Spd	Elapsed	Lap	D	Time	Sector 1	Sector 2	Sector 3	T. Spd	Elapsed
1		13:53:14.823	13:51:42.321	54.535	37.967	140.0	13:53:14.823	1		13:53:43.568	13:52:06.727	1:00.428	36.413	131.0	13:53:43.568
2		1:57.100	29.608	51.959	35.533	172.5	13:55:11.923	2		1:56.785	29.372	51.685	35.728	171.4	13:55:40.353
3		1:54.640	28.928	50.811	34.901	175.0	13:57:06.563	3		1:51.747	28.031	49.768	33.948	180.9	13:57:32.100
4		1:55.165	28.600	51.393	35.172	175.8	13:59:01.728	4		1:53.968	27.950	51.353	34.665	181.5	13:59:26.068
5		1:53.982	28.759	50.485	34.738	175.0	14:00:55.710	5		1:51.314	27.757	49.448	34.109	181.5	14:01:17.382
6		1:53.557	28.574	50.200	34.783	175.3	14:02:49.267	6		1:57.702 P	27.892	49.073	40.737	179.4	14:03:15.084
7		1:53.662	28.560	50.347	34.755	176.1	14:04:42.929	7		3:38.739	1:56.912	1:04.815	37.012	153.6	14:06:53.823
8		1:53.654	28.446	50.433	34.775	177.3	14:06:36.583	8		1:51.085	27.663	49.502	33.920	184.6	14:08:44.908
9		2:09.970	28.636	58.527	42.807	176.4	14:08:46.553	9		1:50.912	28.119	48.982	33.811	179.1	14:10:35.820
10		1:57.763	28.944	54.369	34.450	177.9	14:10:44.316	10		1:59.769	27.676	50.212	41.881	182.7	14:12:35.589
11		1:53.188	28.738	49.993	34.457	176.4	14:12:37.504	11		1:51.422	28.288	48.780	34.354	179.7	14:14:27.011
12		1:53.934	28.461	50.375	35.098	177.3	14:14:31.438	12		1:50.349	27.630	48.692	34.027	180.9	14:16:17.360
13		1:52.730	28.526	49.974	34.230	179.4	14:16:24.168	13		1:51.418	27.942	49.189	34.287	178.8	14:18:08.778
14		1:52.857	28.233	49.986	34.638	178.8	14:18:17.025	14		1:50.655	27.805	48.999	33.851	180.9	14:19:59.433
15		1:52.727	28.327	49.971	34.429	178.8	14:20:09.752	15		1:50.667	27.663	49.078	33.926	178.2	14:21:50.100
16		2:20.138 P	32.660	57.589	49.889	133.8	14:22:29.890	16		2:34.408 P	33.695	55.699	1:05.014	119.4	14:24:24.508

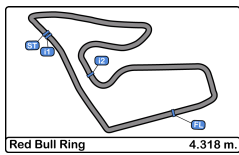
19 Paolo Maria Silvestrini (A) Renault Clio Cup **38** Alessio Alcidi (A-C) Renault Clio Cup
 PROGETTO E20 MOTORSPORT C CAAL RACING

Lap	D	Time	Sector 1	Sector 2	Sector 3	T. Spd	Elapsed	Lap	D	Time	Sector 1	Sector 2	Sector 3	T. Spd	Elapsed
1		13:52:39.997	13:51:09.056	54.211	36.730	136.5	13:52:39.997	1		13:53:11.461	13:51:34.545	1:00.034	36.882	114.6	13:53:11.461
2		2:02.401 P	29.318	50.930	42.153	173.9	13:54:42.398	2		1:56.265	29.457	51.390	35.418	174.7	13:55:07.726
3		3:34.338	2:09.666	50.058	34.614	175.6	13:58:16.736	3		1:53.826	28.626	50.502	34.698	176.1	13:57:01.552
4		2:24.131	28.830	1:19.816	35.485	140.9	14:00:40.867	4		1:52.963	28.464	49.986	34.513	177.6	13:58:54.515
5		1:57.586	29.474	53.841	34.271	108.4	14:02:38.453	5		1:52.725	28.329	49.936	34.460	177.9	14:00:47.240
6		1:52.314	28.312	49.785	34.217	179.7	14:04:30.767	6		1:53.346	28.626	50.061	34.659	176.7	14:02:40.586
7		1:51.802	28.190	49.670	33.942	179.7	14:06:22.569	7		1:52.810	28.594	49.871	34.345	176.7	14:04:33.396
8		2:00.934	28.536	56.564	35.834	165.8	14:08:23.503	8		1:52.450	28.290	49.770	34.390	177.0	14:06:25.846
9		1:51.543	27.974	49.709	33.860	181.5	14:10:15.046	9		1:52.624	28.334	49.813	34.477	177.0	14:08:18.470
10		2:07.515 P	27.943	49.423	50.149	180.0	14:12:22.561	10		1:52.563	28.516	49.779	34.268	175.8	14:10:11.033
11		3:47.858	2:11.722	1:01.646	34.490	174.4	14:16:10.419	11		1:52.898	28.432	50.077	34.389	177.3	14:12:03.931
12		1:51.643	28.015	49.600	34.028	179.7	14:18:02.062	12		1:55.866	28.463	52.774	34.629	176.1	14:13:59.797
13		1:51.445	28.129	49.208	34.108	178.2	14:19:53.507	13		1:53.427	29.401	49.865	34.161	177.6	14:15:53.224
14		1:51.188	28.003	49.091	34.094	179.1	14:21:44.695	14		1:52.600	28.438	49.923	34.239	177.6	14:17:45.824
15		2:44.124 P	36.735	1:00.150	1:07.239	99.2	14:24:28.819	15		1:53.238	28.363	49.921	34.954	177.0	14:19:39.062
16		1:53.400	29.010	50.181	34.209	165.1	14:21:32.462	16		2:41.729 P	36.547	1:06.607	58.575	118.6	14:24:14.191

21 Stephan Polderman (B-D) Renault Clio Cup
 GD CHEFO SPORT

Lap	D	Time	Sector 1	Sector 2	Sector 3	T. Spd	Elapsed
1		13:52:34.563	13:50:50.510	1:07.770	36.283	106.8	13:52:34.563
2		1:53.930	28.808	50.567	34.555	174.1	13:54:28.493
3		1:53.445	28.992	50.379	34.074	163.8	13:56:21.938
4		1:53.498	28.330	50.449	34.719	176.1	13:58:15.436
5		1:52.730	28.426	49.770	34.534	175.3	14:00:08.166
6		2:34.732	32.873	1:14.874	46.985	113.2	14:02:42.898
7		1:56.364	31.619	50.600	34.145	175.6	14:04:39.262
8		1:59.595	28.435	49.676	41.484	176.7	14:06:38.857
9		2:09.484	35.738	59.610	34.136	116.6	14:08:48.341
10		1:53.073	28.296	49.862	34.915	176.4	14:10:41.414
11		1:53.377	28.540	50.074	34.763	175.0	14:12:34.791
12		1:51.575	28.178	49.353	34.044	178.8	14:14:26.366
13		1:54.136	28.314	50.114	35.708	177.3	14:16:20.502
14		1:51.397	27.947	49.420	34.030	179.4	14:18:11.899
15		1:52.032	28.230	49.603	34.199	179.1	14:20:03.931
16		2:02.747 P	28.896	50.440	43.411	175.0	14:22:06.678





Red Bull Ring
Clio Cup Europe
Collective Test 2
Lap Analysis



40

Alessandro Sebasti Scalera
 (A)

Renault Clio Cup **46**

"DUE" (A)

Renault Clio Cup

GD

MILAN COMPETITION

GD

OREGON TEAM

Lap	D	Time	Sector 1	Sector 2	Sector 3	T. Spd	Elapsed	Lap	D	Time	Sector 1	Sector 2	Sector 3	T. Spd	Elapsed
1		13:53:41.681	13:52:00.438	1:04.758	36.485	81.3	13:53:41.681	1		13:53:44.831	13:52:07.417	1:00.978	36.436	118.0	13:53:44.831
2		1:57.465	28.897	52.920	35.648	167.4	13:55:39.146	2		1:57.577	29.563	52.685	35.329	168.7	13:55:42.408
3		1:51.992	28.196	49.791	34.005	177.0	13:57:31.138	3		1:55.556	29.188	51.776	34.592	161.9	13:57:37.964
4		1:52.363	28.017	49.705	34.641	177.9	13:59:23.501	4		1:53.422	28.360	50.021	35.041	180.0	13:59:31.386
5		1:52.439	28.120	49.892	34.427	176.1	14:01:15.940	5		1:52.782	28.601	49.893	34.288	180.3	14:01:24.168
6		1:52.105	27.968	49.760	34.377	177.0	14:03:08.045	6		1:52.146	28.390	49.376	34.380	178.5	14:03:16.314
7		1:51.789	28.144	49.567	34.078	175.6	14:04:59.834	7		1:53.317	28.189	49.604	35.524	178.2	14:05:09.631
8		1:52.158	28.090	49.559	34.509	175.8	14:06:51.992	8		2:04.453 P	28.507	49.612	46.334	178.5	14:07:14.084
9		1:51.962	28.055	49.980	33.927	177.3	14:08:43.954	9		3:10.455	1:44.732	50.982	34.741	173.9	14:10:24.539
10		1:51.393	27.876	49.600	33.917	175.6	14:10:35.347	10		1:53.508	28.650	50.097	34.761	175.6	14:12:18.047
11		1:51.509	27.912	49.709	33.888	176.7	14:12:26.856	11		1:53.254	28.712	49.919	34.623	175.8	14:14:11.301
12		1:51.480	28.023	49.415	34.042	176.1	14:14:18.336	12		1:52.348	28.426	49.611	34.311	176.1	14:16:03.649
13		1:51.120	27.991	49.231	33.898	175.3	14:16:09.456	13		1:52.913	28.309	49.969	34.635	175.8	14:17:56.562
14		1:50.912	27.943	49.268	33.701	175.0	14:18:00.368	14		1:52.461	28.261	49.801	34.399	176.1	14:19:49.023
15		1:50.274	27.705	49.022	33.547	176.1	14:19:50.642	15		1:52.262	28.414	49.707	34.141	177.3	14:21:41.285
16		1:51.223	27.619	49.458	34.146	180.9	14:21:41.865	16		2:34.188 P	33.482	1:01.282	59.424	149.3	14:24:15.473
17		2:38.788 P	35.465	1:01.285	1:02.038	111.1	14:24:20.653								

42

Alonso (C) - Alonso (C)

Renault Clio Cup

Nicolas Milan (B-D)

Renault Clio Cup

C

GPA RACING

MILAN COMPETITION

Lap	D	Time	Sector 1	Sector 2	Sector 3	T. Spd	Elapsed	Lap	D	Time	Sector 1	Sector 2	Sector 3	T. Spd	Elapsed
1		13:53:07.333	13:51:24.655	1:01.893	40.785	98.9	13:53:07.333	1		13:53:42.493	13:52:05.409	1:00.443	36.641	128.4	13:53:42.493
2		1:59.412	30.249	52.612	36.551	172.8	13:55:06.745	2		1:57.047	29.134	52.093	35.820	174.1	13:55:39.540
3		1:53.891	28.500	50.488	34.903	178.5	13:57:00.636	3		1:51.894	28.057	49.837	34.000	182.4	13:57:31.434
4		1:52.912	28.472	49.940	34.500	177.3	13:58:53.548	4		1:55.418	28.089	52.582	34.747	181.5	13:59:26.852
5		1:52.772	28.414	49.639	34.719	177.3	14:00:46.320	5		1:51.395	27.825	49.561	34.009	181.8	14:01:18.247
6		1:53.035	28.373	50.236	34.426	177.3	14:02:39.355	6		1:53.081	29.109	49.840	34.132	177.0	14:03:11.328
7		1:52.423	28.280	49.881	34.262	179.1	14:04:31.778	7		1:52.198	28.374	48.960	34.864	179.1	14:05:03.526
8		1:51.880	28.183	49.640	34.057	177.9	14:06:23.658	8		1:51.942	27.950	49.133	34.859	180.9	14:06:55.468
9		1:51.834	28.204	49.562	34.068	180.0	14:08:15.492	9		1:51.278	27.818	49.360	34.100	181.2	14:08:46.746
10		1:52.707	28.170	50.405	34.132	179.1	14:10:08.199	10		1:51.499	28.115	49.658	33.726	182.1	14:10:38.245
11		1:57.378	30.974	52.135	34.269	131.2	14:12:05.577	11		1:56.261	29.654	51.436	35.171	144.3	14:12:34.506
12		1:53.524	28.202	50.936	34.386	177.9	14:13:59.101	12		1:51.607	27.981	49.526	34.100	180.0	14:14:26.113
13		1:52.731	28.377	50.060	34.294	176.7	14:15:51.832	13		1:50.798	27.799	49.046	33.953	181.5	14:16:16.911
14		1:53.112	28.828	50.050	34.234	175.8	14:17:44.944	14		1:51.107	28.019	49.142	33.946	182.4	14:18:08.018
15		1:51.995	28.232	49.769	33.994	179.7	14:19:36.939	15		1:51.832	28.811	49.146	33.875	174.1	14:19:59.850
16		2:06.647	32.751	59.070	34.826	121.3	14:21:43.586	16		1:50.813	27.947	49.089	33.777	180.6	14:21:50.663
17		2:47.661 P	38.551	1:02.381	1:06.729	101.4	14:24:31.247	17		2:45.346 P	35.744	1:03.847	1:05.755	116.0	14:24:36.009





Red Bull Ring
Clio Cup Europe
Collective Test 2
Lap Analysis



51

Henrik Seibel (C)

Renault Clio Cup **67**

Ercole Cipolla (A)

Renault Clio Cup

C

PANTHER-MOTORSPORT

C

FARO RACING

Lap D	Time	Sector 1	Sector 2	Sector 3	T. Spd	Elapsed	Lap D	Time	Sector 1	Sector 2	Sector 3	T. Spd	Elapsed
1	13:54:06.151	13:52:21.157	1:03.909	41.085	101.6	13:54:06.151	1	13:53:15.836	13:51:35.969	1:00.239	39.628	124.5	13:53:15.836
2	2:01.608	32.379	53.607	35.622	144.5	13:56:07.759	2	2:02.059	30.993	53.342	37.724	169.8	13:55:17.895
3	1:53.936	28.722	50.661	34.553	177.3	13:58:01.695	3	1:59.957	30.312	52.545	37.100	169.2	13:57:17.852
4	1:52.712	28.252	50.221	34.239	177.9	13:59:54.407	4	1:57.378	29.340	51.779	36.259	170.8	13:59:15.230
5	1:51.862	28.124	49.825	33.913	178.8	14:01:46.269	5	1:57.148	29.497	51.272	36.379	170.8	14:01:12.378
6	1:52.774	28.357	50.276	34.141	177.3	14:03:39.043	6	1:57.061	29.362	51.163	36.536	168.2	14:03:09.439
7	1:54.004	28.300	51.306	34.398	177.0	14:05:33.047	7	1:59.774	32.229	51.011	36.534	163.3	14:05:09.213
8	1:52.900	28.462	50.134	34.304	177.6	14:07:25.947	8	1:55.964	29.533	51.082	35.349	176.7	14:07:05.177
9	1:52.735	28.355	50.270	34.110	177.9	14:09:18.682	9	1:54.898	28.710	50.494	35.694	174.7	14:09:00.075
10	1:52.518	28.398	49.880	34.240	177.0	14:11:11.200	10	1:54.883	29.042	50.618	35.223	172.5	14:10:54.958
11	1:52.823	28.361	50.515	33.947	177.9	14:13:04.023	11	1:54.702	28.818	50.885	34.999	173.9	14:12:49.660
12	1:52.424	28.395	49.986	34.043	177.0	14:14:56.447	12	1:59.316	29.933	52.306	37.077	167.1	14:14:48.976
13	1:52.110	28.344	49.857	33.909	177.6	14:16:48.557	13	1:55.005	29.059	50.841	35.105	173.3	14:16:43.981
14	1:52.015	28.178	50.009	33.828	177.6	14:18:40.572	14	1:54.626	28.799	50.898	34.929	173.0	14:18:38.607
15	1:55.461	28.391	49.852	37.218	179.1	14:20:36.033	15	1:55.852	29.141	50.645	36.066	173.0	14:20:34.459
16	2:13.745 P	29.058	52.872	51.815	178.2	14:22:49.778	16	2:13.141 P	29.733	52.459	50.949	172.5	14:22:47.600

55

René Steenmetz (B-D)

Renault Clio Cup **69**

Quinto Stefana (A)

Renault Clio Cup

GD

CHEFO SPORT

GD

OREGON TEAM

Lap D	Time	Sector 1	Sector 2	Sector 3	T. Spd	Elapsed	Lap D	Time	Sector 1	Sector 2	Sector 3	T. Spd	Elapsed
1	13:52:07.436	13:50:36.631	53.163	37.642	160.7	13:52:07.436	1	13:53:52.141	13:52:10.733	1:01.393	40.015	132.0	13:53:52.141
2	1:58.886	29.339	51.325	38.222	172.8	13:54:06.322	2	1:57.733	29.854	52.619	35.260	165.3	13:55:49.874
3	1:54.100	28.856	50.352	34.892	173.9	13:56:00.422	3	1:52.914	28.406	49.904	34.604	177.6	13:57:42.788
4	1:53.594	28.730	49.940	34.924	175.3	13:57:54.016	4	1:52.536	28.223	49.997	34.316	177.9	13:59:35.324
5	1:58.417	33.079	51.017	34.321	122.1	13:59:52.433	5	2:00.307 P	28.135	50.144	42.028	179.1	14:01:35.631
6	1:52.734	28.357	49.950	34.427	177.3	14:01:45.167	6	4:16.701	2:46.359	55.011	35.331	158.1	14:05:52.332
7	2:05.371	32.172	58.761	34.438	127.6	14:03:50.538	7	1:52.542	28.535	49.686	34.321	177.3	14:07:44.874
8	1:52.497	28.428	49.630	34.439	177.3	14:05:43.035	8	1:51.664	28.272	49.236	34.156	178.2	14:09:36.538
9	1:52.218	28.436	49.563	34.219	177.0	14:07:35.253	9	1:52.140	28.395	49.309	34.436	176.1	14:11:28.678
10	2:02.947	33.474	54.601	34.872	134.3	14:09:38.200	10	1:54.939	28.164	52.701	34.074	177.3	14:13:23.617
11	2:14.746 P	28.468	52.045	54.233	176.7	14:11:52.946	11	1:51.588	27.967	49.605	34.016	179.4	14:15:15.205
12	3:25.415	1:50.984	49.919	44.512	171.7	14:15:18.361	12	1:51.917	28.233	49.306	34.378	177.9	14:17:07.122
13	1:52.920	28.343	49.963	34.614	178.5	14:17:11.281	13	1:51.704	28.228	49.353	34.123	177.3	14:18:58.826
14	2:12.763	34.246	1:03.890	34.627	99.7	14:19:24.044	14	1:52.561	28.209	49.835	34.517	178.2	14:20:51.387
15	1:52.252	28.348	49.423	34.481	177.0	14:21:16.296	15	2:29.992 P	33.567	59.939	56.486	145.9	14:23:21.379
16	2:22.389 P	29.594	1:00.395	52.400	147.1	14:23:38.685							

72

Kevin Jimenez (B-D)

Renault Clio Cup

C

GPA RACING

Lap D	Time	Sector 1	Sector 2	Sector 3	T. Spd	Elapsed
1	13:53:11.033	13:51:36.855	56.718	37.460	139.7	13:53:11.033
2	1:54.637	29.315	50.755	34.567	174.1	13:55:05.670
3	1:53.633	28.970	50.231	34.432	173.0	13:56:59.303
4	1:52.391	28.351	49.781	34.259	175.6	13:58:51.694
5	1:52.620	28.587	49.796	34.237	174.4	14:00:44.314
6	1:53.674	28.394	51.067	34.213	174.1	14:02:37.988
7	1:52.180	28.265	49.897	34.018	176.4	14:04:30.168
8	1:52.003	28.331	49.540	34.132	175.3	14:06:22.171
9	1:52.175	28.365	49.629	34.181	175.3	14:08:14.346
10	1:53.130	28.482	50.443	34.205	175.0	14:10:07.476
11	1:51.797	28.244	49.420	34.133	176.4	14:11:59.273
12	1:54.929	28.432	50.340	36.157	175.3	14:13:54.202
13	1:52.592	28.570	49.389	34.633	164.3	14:15:46.794
14	2:04.745 P	29.737	51.114	43.894	159.2	14:17:51.539
15	3:51.084	2:26.179	50.347	34.558	173.3	14:21:42.623
16	2:43.690 P	35.682	1:00.912	1:07.096	112.3	14:24:26.313





Red Bull Ring
Clio Cup Europe
Collective Test 2
Lap Analysis



125 Jerzy Spinkiewicz (B-C) Renault Clio Cup **161** Gustavo Sandrucci (A) Renault Clio Cup
 C UNIQ RACING PROGETTO E20 MOTORSPORT

Lap	D	Time	Sector 1	Sector 2	Sector 3	T. Spd	Elapsed	Lap	D	Time	Sector 1	Sector 2	Sector 3	T. Spd	Elapsed
1		13:53:44.198	13:52:08.337	59.569	36.292	128.1	13:53:44.198	1		13:52:36.773	13:51:03.105	56.982	36.686	148.7	13:52:36.773
2		1:56.943	29.778	51.422	35.743	174.4	13:55:41.141	2		1:52.373	28.261	50.092	34.020	177.0	13:54:29.146
3		1:53.522	29.874	49.728	33.920	172.2	13:57:34.663	3		1:51.871	28.260	49.771	33.840	174.1	13:56:21.017
4		1:52.605	28.410	49.720	34.475	173.9	13:59:27.268	4		2:02.278	27.980	49.863	44.435	177.6	13:58:23.295
5		1:51.628	28.299	49.476	33.853	176.4	14:01:18.896	5		2:50.300	49.096	1:09.757	51.447	85.6	14:01:13.595
6		1:52.601	28.641	50.033	33.927	173.0	14:03:11.497	6		1:56.330	32.272	50.078	33.980	157.4	14:03:09.925
7		1:52.182	28.623	49.504	34.055	172.8	14:05:03.679	7		1:51.020	27.862	49.434	33.724	180.0	14:05:00.945
8		1:52.001	28.305	49.763	33.933	175.6	14:06:55.680	8		1:55.348	27.850	53.712	33.786	179.7	14:06:56.293
9		1:51.515	28.094	49.518	33.903	177.3	14:08:47.195	9		1:51.529	27.935	49.644	33.950	180.0	14:08:47.822
10		1:52.747	28.488	50.533	33.726	180.0	14:10:39.942	10		1:51.414	28.020	49.774	33.620	179.4	14:10:39.236
11		1:51.663	28.031	49.924	33.708	177.6	14:12:31.605	11		1:50.858	27.698	49.413	33.747	180.0	14:12:30.094
12		1:55.835	28.006	50.154	37.675	175.6	14:14:27.440	12		1:52.300	29.125	49.517	33.658	171.7	14:14:22.394
13		1:52.510	27.957	50.152	34.401	179.1	14:16:19.950	13		1:51.628	28.033	49.712	33.883	178.8	14:16:14.022
14		1:51.597	28.019	49.527	34.051	175.8	14:18:11.547	14		1:56.487	32.955	49.564	33.968	173.6	14:18:10.509
15		2:03.527 P	28.158	49.365	46.004	177.3	14:20:15.074	15		1:50.790	27.878	49.322	33.590	178.5	14:20:01.299
16								16		1:52.222	28.118	50.032	34.072	177.9	14:21:53.521
17								17		2:50.798 P	36.393	1:04.862	1:09.543	106.2	14:24:44.319

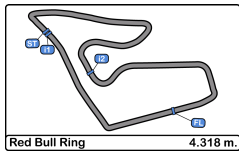
128 David Pajot Renault Clio Cup **213** Antonio Herrerias Renault Clio Cup
 C VIC TEAM CHEFO SPORT

Lap	D	Time	Sector 1	Sector 2	Sector 3	T. Spd	Elapsed	Lap	D	Time	Sector 1	Sector 2	Sector 3	T. Spd	Elapsed
1		13:53:43.945	13:52:06.291	1:01.151	36.503	128.2	13:53:43.945	1		13:52:33.489	13:50:51.780	1:06.049	35.660	103.1	13:52:33.489
2		1:57.354	29.352	51.762	36.240	172.5	13:55:41.299	2		1:53.764	28.815	50.275	34.674	173.9	13:54:27.253
3		1:56.270	30.044	51.466	34.760	166.4	13:57:37.569	3		1:52.755	28.600	49.730	34.425	174.1	13:56:20.008
4		1:52.610	28.293	49.805	34.512	177.6	13:59:30.179	4		1:52.811	28.502	49.891	34.418	175.0	13:58:12.819
5		1:52.308	28.435	49.652	34.221	176.7	14:01:22.487	5		1:52.051	28.198	49.648	34.205	177.6	14:00:04.870
6		1:52.377	28.749	49.572	34.056	178.5	14:03:14.864	6		1:52.318	28.431	49.761	34.126	175.6	14:01:57.188
7		1:52.746	28.074	50.083	34.589	179.7	14:05:07.610	7		1:52.676	28.356	50.087	34.233	175.8	14:03:49.864
8		2:15.450 P	36.275	56.324	42.851	137.4	14:07:23.060	8		1:51.769	28.275	49.481	34.013	176.4	14:05:41.633
9		2:45.374	1:17.918	51.053	36.403	158.8	14:10:08.434	9		1:51.876	28.214	49.774	33.888	177.0	14:07:33.509
10		1:52.476	28.753	49.561	34.162	176.4	14:12:00.910	10		1:52.452	28.469	49.768	34.215	176.7	14:09:25.961
11		1:54.349	28.109	50.575	35.665	177.6	14:13:55.259	11		2:26.583	34.559	1:02.508	49.516	105.9	14:11:52.544
12		1:51.497	27.974	49.452	34.071	178.2	14:15:46.756	12		1:51.857	28.302	49.693	33.862	177.3	14:13:44.401
13		1:51.671	28.114	49.340	34.217	177.0	14:17:38.427	13		1:51.814	28.227	49.640	33.947	176.7	14:15:36.215
14		2:21.873	35.223	1:05.023	41.627	98.5	14:20:00.300	14		1:51.869	28.343	49.626	33.900	174.7	14:17:28.084
15		1:51.055	28.051	49.431	33.573	180.0	14:21:51.355	15		1:51.597	28.303	49.520	33.774	175.3	14:19:19.681
16		2:47.119 P	35.914	1:03.731	1:07.474	113.8	14:24:38.474	16		1:51.468	28.234	49.503	33.731	175.6	14:21:11.149
								17		2:19.165 P	32.054	58.678	48.433	144.0	14:23:30.314

216 Samuel Pineda Renault Clio Cup
 CHEFO SPORT

Lap	D	Time	Sector 1	Sector 2	Sector 3	T. Spd	Elapsed
1		13:52:36.056	13:50:53.455	1:05.988	36.613	122.0	13:52:36.056
2		2:25.191 P	28.932	52.226	1:04.033	174.1	13:55:01.247





Red Bull Ring
Clio Cup Europe
Collective Test 2
Lap Analysis



333

Perucca Orfei - Cesarano

Renault Clio Cup

PRESS LEAGUE BY OREGON

Lap	D	Time	Sector 1	Sector 2	Sector 3	T. Spd	Elapsed
1	2	13:53:52.300	13:52:05.716	1:06.784	39.800	100.9	13:53:52.300
2	2	1:58.306	29.949	52.773	35.584	160.9	13:55:50.606
3	2	1:54.376	28.691	50.288	35.397	176.1	13:57:44.982
4	2	1:53.020	28.134	50.230	34.656	180.3	13:59:38.002
5	2	2:00.210 P	28.300	50.377	41.533	178.2	14:01:38.212
6	2	5:41.752	4:06.293	56.667	38.792	135.3	14:07:19.964
7	2	2:01.020	30.324	52.656	38.040	173.6	14:09:20.984
8	2	1:56.450	28.958	51.305	36.187	175.8	14:11:17.434
9	2	3:07.738 P	29.348	1:48.208	50.182	174.7	14:14:25.172
10	2	3:55.459	2:15.650	1:00.181	39.628	162.8	14:18:20.631
11	2	1:59.998	29.301	52.576	38.121	176.1	14:20:20.629
12	2	2:14.909 P	29.861	51.882	53.166	174.4	14:22:35.538





Red Bull Ring
Clio Cup Europe
Collective Test 2



Best Sectors Results

Sector - 1			Sector - 2			Sector - 3			Ideal Lap vs Best Lap						
Clas	Nº	Driver	Time	Nº	Driver	Time	Nº	Driver	Time	Clas	Nº	Driver	Ideal Lap	Best Lap	Clas
1	5	Anthony Jurado (A-B)	27.466	5	Anthony Jurado (A-B)	48.665	40	Alessandro Sebasti Scalera (A)	33.547	1	5	Anthony Jurado (A-B)	1:49.900	1:50.434	3
2	12	Gabriele Torelli (A)	27.559	27	Filippo Berto (A)	48.692	128	David Pajot	33.573	2	27	Filippo Berto (A)	1:50.133	1:50.349	2
3	40	Alessandro Sebasti Scalera (A)	27.619	15	David Pouget (B-D)	48.912	161	Gustavo Sandrucci (A)	33.590	3	40	Alessandro Sebasti Scalera (A)	1:50.188	1:50.274	1
4	27	Filippo Berto (A)	27.630	2	Marc Guillot (A-C)	48.944	12	Gabriele Torelli (A)	33.609	4	12	Gabriele Torelli (A)	1:50.197	1:50.547	4
5	16	Gustavo Sandrucci (A)	27.698	50	Nicolas Milan (B-D)	48.960	87	Felice Jelmini (A)	33.617	5	87	Felice Jelmini (A)	1:50.330	1:50.588	5
6	2	Marc Guillot (A-C)	27.731	87	Felice Jelmini (A)	48.966	1	Tomas Pekar (C)	33.631	6	1	Tomas Pekar (C)	1:50.429	1:50.597	6
7	87	Felice Jelmini (A)	27.747	1	Tomas Pekar (C)	48.991	125	Jerzy Spinkiewicz (B-C)	33.708	7	50	Nicolas Milan (B-D)	1:50.485	1:50.798	10
8	50	Nicolas Milan (B-D)	27.799	40	Alessandro Sebasti Scalera (A)	49.022	15	David Pouget (B-D)	33.724	8	15	David Pouget (B-D)	1:50.486	1:50.694	7
9	1	Tomas Pekar (C)	27.807	12	Gabriele Torelli (A)	49.029	50	Nicolas Milan (B-D)	33.726	9	2	Marc Guillot (A-C)	1:50.517	1:50.720	8
10	15	David Pouget (B-D)	27.850	19	Paolo Maria Silvestrini (A)	49.091	213	Antonio Herrerías	33.731	10	161	Gustavo Sandrucci (A)	1:50.610	1:50.790	9
11	10	Lorenzo Nicoli (A)	27.913	9	Andreas Stucki (C)	49.199	9	Andreas Stucki (C)	33.764	11	128	David Pajot	1:50.887	1:51.055	11
12	9	Andreas Stucki (C)	27.933	10	Lorenzo Nicoli (A)	49.219	5	Anthony Jurado (A-B)	33.769	12	19	Paolo Maria Silvestrini (A)	1:50.894	1:51.188	12
13	19	Paolo Maria Silvestrini (A)	27.943	69	Quinto Stefana (A)	49.236	27	Filippo Berto (A)	33.811	13	9	Andreas Stucki (C)	1:50.896	1:51.302	14
14	21	Stephan Polderman (B-D)	27.947	161	Gustavo Sandrucci (A)	49.322	51	Henrik Seibel (C)	33.828	14	10	Lorenzo Nicoli (A)	1:50.975	1:51.198	13
15	12	Jerzy Spinkiewicz (B-C)	27.957	128	David Pajot	49.340	2	Marc Guillot (A-C)	33.842	15	125	Jerzy Spinkiewicz (B-C)	1:51.030	1:51.515	17
16	69	Quinto Stefana (A)	27.967	21	Stephan Polderman (B-D)	49.353	10	Lorenzo Nicoli (A)	33.843	16	69	Quinto Stefana (A)	1:51.219	1:51.588	18
17	76	Massimiliano Danetti (A)	27.968	125	Jerzy Spinkiewicz (B-C)	49.365	19	Paolo Maria Silvestrini (A)	33.860	17	21	Stephan Polderman (B-D)	1:51.330	1:51.397	15
18	12	David Pajot	27.974	46	"DUE" (A)	49.376	16	Lionel Viguier (B-C)	33.958	18	213	Antonio Herrerías	1:51.410	1:51.468	16
19	10	Andrea Argenti (A)	28.062	72	Kevin Jimenez (B-D)	49.389	88	HORN (B-D)	33.989	19	76	Massimiliano Danetti (A)	1:51.528	1:51.868	23
20	88	HORN (B-D)	28.094	102	Andrea Argenti (A)	49.401	42	Alonso (C) - Alonso (C)	33.994	20	16	Lionel Viguier (B-C)	1:51.557	1:51.803	20
21	51	Henrik Seibel (C)	28.124	16	Lionel Viguier (B-C)	49.405	13	Yeraly Ospanov (A-B)	34.005	21	13	Yeraly Ospanov (A-B)	1:51.560	1:52.016	25
22	13	Yeraly Ospanov (A-B)	28.133	76	Massimiliano Danetti (A)	49.415	69	Quinto Stefana (A)	34.016	22	72	Kevin Jimenez (B-D)	1:51.651	1:51.797	19
23	33	Gaetano Cesarano	28.134	13	Yeraly Ospanov (A-B)	49.422	72	Kevin Jimenez (B-D)	34.018	23	102	Andrea Argenti (A)	1:51.668	1:51.882	24
24	42	Alonso (C) - Alonso (C)	28.170	55	René Steenmetz (B-D)	49.423	21	Stephan Polderman (B-D)	34.030	24	46	"DUE" (A)	1:51.706	1:52.146	27
25	46	"DUE" (A)	28.189	213	Antonio Herrerías	49.481	46	"DUE" (A)	34.141	25	42	Alonso (C) - Alonso (C)	1:51.726	1:51.834	21
26	16	Lionel Viguier (B-C)	28.194	42	Alonso (C) - Alonso (C)	49.562	76	Massimiliano Danetti (A)	34.145	26	51	Henrik Seibel (C)	1:51.777	1:51.862	22
27	21	Antonio Herrerías	28.198	91	Michele Puccetti (I)	49.619	38	Alessio Alcidi (A-C)	34.161	27	88	HORN (B-D)	1:51.782	1:52.064	26
28	91	Michele Puccetti (I)	28.213	88	HORN (B-D)	49.699	102	Andrea Argenti (A)	34.205	28	55	René Steenmetz (B-D)	1:51.985	1:52.218	28
29	17	Daniele Pasquali (A-C)	28.233	74	Vittorio Zadotti (A)	49.755	91	Michele Puccetti (I)	34.214	29	91	Michele Puccetti (I)	1:52.046	1:52.287	29
30	72	Kevin Jimenez (B-D)	28.244	38	Alessio Alcidi (A-C)	49.770	55	René Steenmetz (B-D)	34.219	30	38	Alessio Alcidi (A-C)	1:52.221	1:52.450	30
31	38	Alessio Alcidi (A-C)	28.290	51	Henrik Seibel (C)	49.825	17	Daniele Pasquali (A-C)	34.230	31	17	Daniele Pasquali (A-C)	1:52.434	1:52.727	32
32	55	René Steenmetz (B-D)	28.343	17	Daniele Pasquali (A-C)	49.971	74	Vittorio Zadotti (A)	34.306	32	74	Vittorio Zadotti (A)	1:52.557	1:52.689	31
33	74	Vittorio Zadotti (A)	28.496	333	Gaetano Cesarano	50.230	333	Gaetano Cesarano	34.656	33	333	Gaetano Cesarano	1:53.020	1:53.020	33
34	67	Ercole Cipolla (A)	28.710	67	Ercole Cipolla (A)	50.494	67	Ercole Cipolla (A)	34.929	34	67	Ercole Cipolla (A)	1:54.133	1:54.626	34
35	21	Samuel Pineda	28.932	216	Samuel Pineda	52.226	216	Samuel Pineda	36.613	35	216	Samuel Pineda	1:57.771	2:25.191	35



Red Bull Ring
Clio Cup Europe
Collective Test 2
Best 5 Lap Times



Cls	N°	Driver	Nat	Team	Nat	Vehicle	Cat	Cls	Best 1		Best 2		Best 3		Best 4		Best 5	
									Time	Lap	Time	Lap	Time	Lap	Time	Lap	Time	Lap
1	40	Alessandro Sebasti Scalera (A)	ITA	MILAN COMPETITION	ITA	Renault Clio Cup	GD	1	1:50.274	15	1:50.912	14	1:51.120	13	1:51.223	16	1:51.393	10
2	27	Filippo Berto (A)	ITA	OREGON TEAM	ITA	Renault Clio Cup	C	1	1:50.349	12	1:50.655	14	1:50.667	15	1:50.912	9	1:51.085	8
3	5	Anthony Jurado (A-B)	FRA	MILAN COMPETITION	FRA	Renault Clio Cup			1:50.434	10	1:50.785	14	1:50.943	15	1:51.133	7	1:51.166	8
4	12	Gabriele Torelli (A)	ITA	FARO RACING	ITA	Renault Clio Cup			1:50.547	11	1:50.604	7	1:50.664	8	1:50.864	12	1:50.901	6
5	87	Felice Jelmini (A)	ITA	PMA MOTORSPORT	ITA	Renault Clio Cup			1:50.588	12	1:50.590	11	1:50.699	13	1:50.750	14	1:51.214	7
6	1	Tomas Pekar (C)	CZE	CARPEK SERVICES	CZE	Renault Clio Cup			1:50.597	12	1:50.781	13	1:50.904	15	1:50.974	10	1:50.995	11
7	15	David Pouget (B-D)	FRA	GPA RACING	FRA	Renault Clio Cup			1:50.694	13	1:50.776	9	1:50.826	11	1:50.971	7	1:51.093	8
8	2	Marc Guillot (A-C)	FRA	MILAN COMPETITION	FRA	Renault Clio Cup			1:50.720	16	1:50.877	15	1:51.025	7	1:51.112	10	1:51.153	13
9	161	Gustavo Sandrucci (A)	ITA	PROGETTO E20 MOTORSPORT	ITA	Renault Clio Cup			1:50.790	15	1:50.858	11	1:51.020	7	1:51.414	10	1:51.529	9
10	50	Nicolas Milan (B-D)	FRA	MILAN COMPETITION	FRA	Renault Clio Cup			1:50.798	13	1:50.813	16	1:51.107	14	1:51.278	9	1:51.395	5
11	128	David Pajot	FRA	VIC' TEAM	FRA	Renault Clio Cup	C	2	1:51.055	15	1:51.497	12	1:51.671	13	1:52.308	5	1:52.377	6
12	19	Paolo Maria Silvestrini (A)	ITA	PROGETTO E20 MOTORSPORT	ITA	Renault Clio Cup			1:51.188	14	1:51.445	13	1:51.543	9	1:51.643	12	1:51.802	7
13	10	Lorenzo Nicoli (A)	ITA	PROGETTO E20 MOTORSPORT	ITA	Renault Clio Cup	C	3	1:51.198	12	1:51.385	10	1:51.747	13	1:51.959	14	1:52.087	9
14	9	Andreas Stucki (C)	CHE	STUCKI MOTORSPORT	CHE	Renault Clio Cup			1:51.302	7	1:51.419	9	1:51.447	12	1:51.521	13	1:51.712	14
15	21	Stephan Polderman (B-D)	NLD	CHEFO SPORT	ESP	Renault Clio Cup	GD	2	1:51.397	14	1:51.575	12	1:52.032	15	1:52.730	5	1:53.073	10
16	213	Antonio Herrerias	ESP	CHEFO SPORT	ESP	Renault Clio Cup			1:51.468	16	1:51.597	15	1:51.769	8	1:51.814	13	1:51.857	12
17	125	Jerzy Spinkiewicz (B-C)	POL	UNIQU RACING	POL	Renault Clio Cup	C	4	1:51.515	9	1:51.597	14	1:51.628	5	1:51.663	11	1:52.001	8
18	69	Quinto Stefana (A)	ITA	OREGON TEAM	ITA	Renault Clio Cup	GD	3	1:51.588	11	1:51.664	8	1:51.704	13	1:51.917	12	1:52.140	9
19	72	Kevin Jimenez (B-D)	FRA	GPA RACING	FRA	Renault Clio Cup	C	5	1:51.797	11	1:52.003	8	1:52.175	9	1:52.180	7	1:52.391	4
20	16	Lionel Viguiet (B-C)	FRA	TB2S	FRA	Renault Clio Cup	GD	4	1:51.803	10	1:52.090	15	1:52.160	13	1:52.383	9	1:52.388	14
21	42	Alonso (C) - Alonso (C)	ESP	GPA RACING	ESP	Renault Clio Cup	C	6	1:51.834	9	1:51.880	8	1:51.995	15	1:52.423	7	1:52.707	10
22	51	Henrik Seibel (C)	DEU	PANTHER-MOTORSPORT	DEU	Renault Clio Cup	C	7	1:51.862	5	1:52.015	14	1:52.110	13	1:52.424	12	1:52.518	10
23	76	Massimiliano Danetti (A)	ITA	PMA MOTORSPORT	ITA	Renault Clio Cup			1:51.868	11	1:51.875	8	1:51.881	10	1:51.905	15	1:52.063	6
24	102	Andrea Argenti (A)	ITA	SI RACING TEAM	ITA	Renault Clio Cup	GD	5	1:51.882	14	1:52.434	10	1:52.476	12	1:52.508	13	1:52.566	9
25	13	Yeraly Ospanov (A-B)	KAZ	MILAN COMPETITION	FRA	Renault Clio Cup	C	8	1:52.016	14	1:52.160	9	1:52.770	15	1:52.781	5	1:52.834	6
26	88	HORN (B-D)	FRA	GPA RACING	FRA	Renault Clio Cup	GD	6	1:52.064	11	1:52.151	12	1:52.247	13	1:52.267	10	1:52.619	14
27	46	"DUE" (A)	ITA	OREGON TEAM	ITA	Renault Clio Cup	GD	7	1:52.146	6	1:52.262	15	1:52.348	12	1:52.461	14	1:52.782	5
28	55	René Steenmetz (B-D)	NLD	CHEFO SPORT	ESP	Renault Clio Cup	GD	8	1:52.218	9	1:52.252	15	1:52.497	8	1:52.734	6	1:52.920	13
29	91	Michele Puccetti (I)	ITA	FARO RACING	ITA	Renault Clio Cup			1:52.287	12	1:52.414	10	1:52.819	11	1:52.896	14	1:52.976	13
30	38	Alessio Alcidi (A-C)	ITA	CAAL RACING	ITA	Renault Clio Cup	C	9	1:52.450	8	1:52.563	10	1:52.600	14	1:52.624	9	1:52.725	5
31	74	Vittorio Zadotti (A)	ITA	SCUDERIA COSTA OVEST	ITA	Renault Clio Cup	GD	9	1:52.689	15	1:52.813	14	1:53.108	13	1:53.703	7	1:53.704	12
32	17	Daniele Pasquali (A-C)	ITA	CAAL RACING	ITA	Renault Clio Cup	C	10	1:52.727	15	1:52.730	13	1:52.857	14	1:53.188	11	1:53.557	6
33	333	Perucca Orfei - Cesarano	ITA	PRESS LEAGUE BY OREGON TEAM	ITA	Renault Clio Cup			1:53.020	4	1:54.376	3	1:56.450	8	1:58.306	2	1:59.998	11
34	67	Ercole Cipolla (A)	ITA	FARO RACING	ITA	Renault Clio Cup	C	11	1:54.626	14	1:54.702	11	1:54.883	10	1:54.898	9	1:55.005	13
35	216	Samuel Pineda	ESP	CHEFO SPORT	ESP	Renault Clio Cup			2:25.191	2								





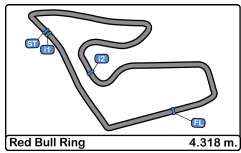
Red Bull Ring
Clio Cup Europe
Collective Test 2
Best 5 Top Speeds



Top 1 Top 2 Top 3 Top 4 Top 5

Cls	N°	Driver	Nat	Team	Nat	Vehicle	Cat	Cls	Km/h	Lap	Km/h	Lap	Km/h	Lap	Km/h	Lap	Km/h	Lap	Avg
1	5	Anthony Jurado (A-B)	ITA	MILAN COMPETITION	ITA	Renault Clio Cup			184.9	9	182.7	15	182.4	14	181.8	5	181.5	11	182.6
2	27	Filippo Berto (A)	ITA	C OREGON TEAM	ITA	Renault Clio Cup	C	1	184.6	8	182.7	10	181.5	4	181.5	5	180.9	3	182.2
3	12	Gabriele Torelli (A)	ITA	FARO RACING	ITA	Renault Clio Cup			183.3	14	181.8	10	181.8	11	181.5	8	180.6	15	181.8
4	76	Massimiliano Danetti (A)	ITA	PMA MOTORSPORT	ITA	Renault Clio Cup			183.3	8	180.0	4	179.7	12	179.4	11	178.8	6	180.2
5	50	Nicolas Milan (B-D)	ITA	MILAN COMPETITION	ITA	Renault Clio Cup			182.4	3	182.4	14	182.1	10	181.8	5	181.5	4	182.0
6	1	Tomas Pekar (C)	CZE	CARPEK SERVICES	CZE	Renault Clio Cup			182.1	11	180.9	13	179.7	10	178.8	7	178.8	12	180.0
7	2	Marc Guillot (A-C)	ITA	MILAN COMPETITION	ITA	Renault Clio Cup			182.1	9	181.8	5	181.8	8	181.5	6	181.5	12	181.7
8	10	Lorenzo Nicoli (A)	ITA	C PROGETTO E20 MOTORSPORT	ITA	Renault Clio Cup	C	2	182.1	8	179.7	4	179.4	14	179.1	9	178.8	12	179.8
9	19	Paolo Maria Silvestrini (A)	ITA	PROGETTO E20 MOTORSPORT	ITA	Renault Clio Cup			181.5	9	180.0	10	179.7	6	179.7	7	179.7	12	180.1
10	87	Felice Jelmini (A)	ITA	PMA MOTORSPORT	ITA	Renault Clio Cup			181.5	3	181.5	7	181.5	8	180.9	4	180.6	9	181.2
11	9	Andreas Stucki (C)	CHE	STUCKI MOTORSPORT	CHE	Renault Clio Cup			181.2	8	180.6	9	180.0	7	177.6	10	177.3	12	179.3
12	40	Alessandro Sebasti Scalera (A)	ITA	GD MILAN COMPETITION	ITA	Renault Clio Cup	GD	1	180.9	16	177.9	4	177.3	9	177.0	3	177.0	6	178.0
13	16	Lionel Viguier (B-C)	ITA	GD TB2S	ITA	Renault Clio Cup	GD	2	180.6	8	178.8	10	178.2	9	177.3	12	176.7	4	178.3
14	13	Yeraly Ospanov (A-B)	ITA	C MILAN COMPETITION	ITA	Renault Clio Cup	C	3	180.3	7	180.0	9	179.1	15	178.8	14	178.2	10	179.2
15	46	"DUE" (A)	ITA	GD OREGON TEAM	ITA	Renault Clio Cup	GD	3	180.3	5	180.0	4	178.5	6	178.5	8	178.2	7	179.1
16	88	HORN (B-D)	ITA	GD GPA RACING	ITA	Renault Clio Cup	GD	4	180.3	13	178.2	6	178.2	10	177.9	15	177.6	11	178.4
17	333	Perucca Orfei - Cesarano	ITA	PRESS LEAGUE BY OREGON TEAM	ITA	Renault Clio Cup			180.3	4	178.2	5	176.1	3	176.1	11	175.8	8	177.3
18	42	Alonso (C) - Alonso (C)	ESP	C GPA RACING	ESP	Renault Clio Cup	C	4	180.0	9	179.7	15	179.1	7	179.1	10	178.5	3	179.2
19	125	Jerzy Spinkiewicz (B-C)	POL	C UNIQ RACING	POL	Renault Clio Cup	C	5	180.0	10	179.1	13	177.6	11	177.3	9	177.3	15	178.2
20	128	David Pajot	ITA	C VIC' TEAM	ITA	Renault Clio Cup	C	6	180.0	15	179.7	7	178.5	6	178.2	12	177.6	4	178.8
21	161	Gustavo Sandrucci (A)	ITA	PROGETTO E20 MOTORSPORT	ITA	Renault Clio Cup			180.0	7	180.0	9	180.0	11	179.7	8	179.4	10	179.8
22	17	Daniele Pasquali (A-C)	ITA	C CAAL RACING	ITA	Renault Clio Cup	C	7	179.4	13	178.8	14	178.8	15	177.9	10	177.3	8	178.4
23	21	Stephan Polderman (B-D)	ESP	GD CHEFO SPORT	ESP	Renault Clio Cup	GD	5	179.4	14	179.1	15	178.8	12	177.3	13	176.7	8	178.2
24	69	Quinto Stefana (A)	ITA	GD OREGON TEAM	ITA	Renault Clio Cup	GD	6	179.4	11	179.1	5	178.2	8	178.2	14	177.9	4	178.5
25	15	David Pouget (B-D)	ITA	GPA RACING	ITA	Renault Clio Cup			179.1	13	177.6	14	177.3	9	177.3	12	177.0	5	177.6
26	51	Henrik Seibel (C)	GER	C PANTHER-MOTORSPORT	GER	Renault Clio Cup	C	8	179.1	15	178.8	5	178.2	16	177.9	4	177.9	9	178.3
27	55	René Steenmetz (B-D)	ESP	GD CHEFO SPORT	ESP	Renault Clio Cup	GD	7	178.5	13	177.3	6	177.3	8	177.0	9	177.0	15	177.4
28	38	Alessio Alcidi (A-C)	ITA	C CAAL RACING	ITA	Renault Clio Cup	C	9	177.9	5	177.6	4	177.6	13	177.6	14	177.3	11	177.6
29	213	Antonio Herrerías	ESP	CHEFO SPORT	ESP	Renault Clio Cup			177.6	5	177.3	12	177.0	9	176.7	10	176.7	13	177.1
30	91	Michele Puccetti (I)	ITA	FARO RACING	ITA	Renault Clio Cup			177.3	13	177.0	12	177.0	14	176.4	10	176.4	11	176.8
31	67	Ercole Cipolla (A)	ITA	C FARO RACING	ITA	Renault Clio Cup	C	10	176.7	8	174.7	9	173.9	11	173.3	13	173.0	14	174.3
32	102	Andrea Argenti (A)	ITA	GD SI RACING TEAM	ITA	Renault Clio Cup	GD	8	176.7	14	176.4	13	176.1	5	176.1	10	175.8	12	176.2
33	72	Kevin Jimenez (B-D)	ITA	C GPA RACING	ITA	Renault Clio Cup	C	11	176.4	7	176.4	11	175.6	4	175.3	8	175.3	9	175.8
34	74	Vittorio Zadotti (A)	ITA	GD SCUADERIA COSTA OVEST	ITA	Renault Clio Cup	GD	9	176.4	7	176.4	8	176.4	15	176.1	13	175.8	9	176.2
35	216	Samuel Pineda	ESP	CHEFO SPORT	ESP	Renault Clio Cup			174.1	2	122.0	1							148.1





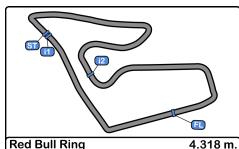
Red Bull Ring
Clio Cup Europe
Collective Test 2



Fastest Laps Sequence

Lap	Time of Day	Session Time	N°	Driver	Nat	Team	Nat	Vehicle	Cat	Time	Km/h
2	13:54:06.322	4:06.322	55	René Steenmetz (B-D)		GD CHEFO SPORT		Renault Clio Cup	GD	1:58.886	130.7
2	13:54:27.253	4:27.253	213	Antonio Herrerias		CHEFO SPORT		Renault Clio Cup		1:53.764	136.6
2	13:54:29.146	4:29.146	161	Gustavo Sandrucci (A)		PROGETTO E20 MOTORSPORT		Renault Clio Cup		1:52.373	138.3
3	13:56:21.017	6:21.017	161	Gustavo Sandrucci (A)		PROGETTO E20 MOTORSPORT		Renault Clio Cup		1:51.871	138.9
3	13:57:30.607	7:30.607	5	Anthony Jurado (A-B)		MILAN COMPETITION		Renault Clio Cup		1:51.868	138.9
3	13:57:31.595	7:31.595	87	Felice Jelmini (A)		PMA MOTORSPORT		Renault Clio Cup		1:51.806	139.0
3	13:57:32.100	7:32.100	27	Filippo Berto (A)		C OREGON TEAM		Renault Clio Cup	C	1:51.747	139.1
3	13:57:40.270	7:40.270	12	Gabriele Torelli (A)		FARO RACING		Renault Clio Cup		1:51.716	139.1
4	13:58:48.741	8:48.741	15	David Pouget (B-D)		GPA RACING		Renault Clio Cup		1:51.288	139.6
5	14:01:17.570	11:17.570	87	Felice Jelmini (A)		PMA MOTORSPORT		Renault Clio Cup		1:51.248	139.7
5	14:01:22.588	11:22.588	12	Gabriele Torelli (A)		FARO RACING		Renault Clio Cup		1:51.006	140.0
6	14:03:13.489	13:13.489	12	Gabriele Torelli (A)		FARO RACING		Renault Clio Cup		1:50.901	140.1
7	14:05:04.093	15:04.093	12	Gabriele Torelli (A)		FARO RACING		Renault Clio Cup		1:50.604	140.5
10	14:10:36.346	20:36.346	5	Anthony Jurado (A-B)		MILAN COMPETITION		Renault Clio Cup		1:50.434	140.7
12	14:16:17.360	26:17.360	27	Filippo Berto (A)		C OREGON TEAM		Renault Clio Cup	C	1:50.349	140.8
15	14:19:50.642	29:50.642	40	Alessandro Sebastì Scalera (A)		GD MILAN COMPETITION		Renault Clio Cup	GD	1:50.274	140.9





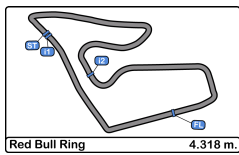
Red Bull Ring
Clio Cup Europe
Collective Test 2



Event Best Maximum Speed

N°	Driver	Nat	Team	Nat	Vehicle	Cat	Clas	Km/h	Session
72	Kevin Jimenez (B-D)	FRA	C GPA RACING	FRA	Renault Clio Cup	C	1	185.5	Collective Test pre-event
2	Marc Guillot (A-C)	FRA	MILAN COMPETITION	FRA	Renault Clio Cup			185.5	Collective Test 1
5	Anthony Jurado (A-B)	FRA	MILAN COMPETITION	FRA	Renault Clio Cup			184.9	Collective Test 2
12	Gabriele Torelli (A)	ITA	FARO RACING	ITA	Renault Clio Cup			184.6	Collective Test pre-event
27	Filippo Berto (A)	ITA	C OREGON TEAM	ITA	Renault Clio Cup	C	2	184.6	Collective Test 2
73	Sandro Cutini (A)	ITA	C PROTEAM RACE	ITA	Renault Clio Cup	C	3	183.9	Collective Test pre-event
19	Paolo Maria Silvestrini (A)	ITA	PROGETTO E20 MOTORSPORT	ITA	Renault Clio Cup			183.9	Collective Test 1
69	Quinto Stefana (A)	ITA	GD OREGON TEAM	ITA	Renault Clio Cup	GD	1	183.6	Collective Test pre-event
51	Henrik Seibel (C)	DEU	C PANTHER-MOTORSPORT	DEU	Renault Clio Cup	C	4	183.6	Collective Test 1
16	Lionel Viguier (B-C)	FRA	GD TB2S	FRA	Renault Clio Cup	GD	2	183.3	Collective Test pre-event
10	Lorenzo Nicoli (A)	ITA	C PROGETTO E20 MOTORSPORT	ITA	Renault Clio Cup	C	5	183.3	Collective Test pre-event
1	Tomas Pekar (C)	CZE	CARPEK SERVICES	CZE	Renault Clio Cup			183.3	Collective Test 1
50	Nicolas Milan (B-D)	FRA	MILAN COMPETITION	FRA	Renault Clio Cup			183.3	Collective Test 1
87	Felice Jelmini (A)	ITA	PMA MOTORSPORT	ITA	Renault Clio Cup			183.3	Collective Test 1
76	Massimiliano Danetti (A)	ITA	PMA MOTORSPORT	ITA	Renault Clio Cup			183.3	Collective Test 2
46	"DUE" (A)	ITA	GD OREGON TEAM	ITA	Renault Clio Cup	GD	3	183.0	Collective Test pre-event
91	Michele Puccetti (I)	ITA	FARO RACING	ITA	Renault Clio Cup			183.0	Collective Test pre-event
102	Andrea Argenti (A)	ITA	GD SI RACING TEAM	ITA	Renault Clio Cup	GD	4	183.0	Collective Test pre-event
9	Andreas Stucki (C)	CHE	C STUCKI MOTORSPORT	CHE	Renault Clio Cup			183.0	Collective Test 1
216	Samuel Pineda	ESP	CHEFO SPORT	ESP	Renault Clio Cup			182.7	Collective Test pre-event
17	Daniele Pasquali (A-C)	ITA	C CAAL RACING	ITA	Renault Clio Cup	C	6	182.7	Collective Test pre-event
38	Alessio Alcidì (A-C)	ITA	C CAAL RACING	ITA	Renault Clio Cup	C	7	182.7	Collective Test 1
13	Yeraly Osipov (A-B)	MDA	C MILAN COMPETITION	FRA	Renault Clio Cup	C	8	182.4	Collective Test pre-event
161	Gustavo Sandrucci (A)	ITA	PROGETTO E20 MOTORSPORT	ITA	Renault Clio Cup			182.4	Collective Test pre-event
15	David Pouget (B-D)	FRA	GPA RACING	FRA	Renault Clio Cup			182.4	Collective Test 1
128	David Pajot	FRA	C VIC' TEAM	FRA	Renault Clio Cup	C	9	181.8	Collective Test 1
213	Antonio Herrerias	ESP	CHEFO SPORT	ESP	Renault Clio Cup			181.8	Collective Test 1
88	HORN (B-D)	FRA	GD GPA RACING	FRA	Renault Clio Cup	GD	5	181.5	Collective Test 1
125	Jerzy Spinkiewicz (B-C)	POL	C UNIQ RACING	POL	Renault Clio Cup	C	10	181.2	Collective Test 1
40	Alessandro Sebasti Scalera (A)	ITA	GD MILAN COMPETITION	ITA	Renault Clio Cup	GD	6	181.2	Collective Test 1
55	René Steenmetz (B-D)	NLD	GD CHEFO SPORT	ESP	Renault Clio Cup	GD	7	180.9	Collective Test 1
333	Perucca Orfei - Cesarano	ITA	PRESS LEAGUE BY OREGON TEAM	ITA	Renault Clio Cup			180.3	Collective Test 2
42	Alonso (C) - Alonso (C)	ESP	C GPA RACING	ESP	Renault Clio Cup	C	11	180.0	Collective Test 2
21	Stephan Polderman (B-D)	NLD	GD CHEFO SPORT	ESP	Renault Clio Cup	GD	8	179.7	Collective Test 1
74	Vittorio Zadotti (A)	ITA	GD SCUDERIA COSTA OVEST	ITA	Renault Clio Cup	GD	9	177.6	Collective Test 1
67	Ercolo Cipolla (A)	ITA	C FARO RACING	ITA	Renault Clio Cup	C	12	176.7	Collective Test 2





Red Bull Ring
Clio Cup Europe
Collective Test 2
Pit Stop Analysis



1 Tomas Pekar (C) Renault Clio Cup
 CARPEK SERVICES

N°	In Day Time	In Time	Out Time	Pit Time	T. Pit Time	Handicap	Penalty
1	14:01:45.774	14:01:45.774	14:03:18.132	1:32.358	1:32.358		

5 Anthony Jurado (A-B) Renault Clio Cup
 MILAN COMPETITION

N°	In Day Time	In Time	Out Time	Pit Time	T. Pit Time	Handicap	Penalty
1	14:12:33.915	14:12:33.915	14:14:29.860	1:55.945	1:55.945		

9 Andreas Stucki (C) Renault Clio Cup
 STUCKI MOTORSPORT

N°	In Day Time	In Time	Out Time	Pit Time	T. Pit Time	Handicap	Penalty
1	14:10:14.665	14:10:14.665	14:11:32.480	1:17.815	1:17.815		

10 Lorenzo Nicoli (A) Renault Clio Cup
 C PROGETTO E20 MOTORSPORT

N°	In Day Time	In Time	Out Time	Pit Time	T. Pit Time	Handicap	Penalty
1	14:02:48.468	14:02:48.468	14:04:40.071	1:51.603	1:51.603		

13 Yeraly Ospanov (A-B) Renault Clio Cup
 C MILAN COMPETITION

N°	In Day Time	In Time	Out Time	Pit Time	T. Pit Time	Handicap	Penalty
1	14:10:51.399	14:10:51.399	14:11:23.299	31.900	31.900		

15 David Pouget (B-D) Renault Clio Cup
 GPA RACING

N°	In Day Time	In Time	Out Time	Pit Time	T. Pit Time	Handicap	Penalty
1	14:17:43.703	14:17:43.703	14:19:50.190	2:06.487	2:06.487		

19 Paolo Maria Silvestrini (A) Renault Clio Cup
 PROGETTO E20 MOTORSPORT

N°	In Day Time	In Time	Out Time	Pit Time	T. Pit Time	Handicap	Penalty
1	13:54:37.359	13:54:37.359	13:56:25.225	1:47.866	1:47.866		
2	14:12:18.130	14:12:18.130	14:14:07.160	1:49.030	3:36.896		

27 Filippo Berto (A) Renault Clio Cup
 C OREGON TEAM

N°	In Day Time	In Time	Out Time	Pit Time	T. Pit Time	Handicap	Penalty
1	14:03:09.632	14:03:09.632	14:04:43.532	1:33.900	1:33.900		

46 "DUE" (A) Renault Clio Cup
 GD OREGON TEAM

N°	In Day Time	In Time	Out Time	Pit Time	T. Pit Time	Handicap	Penalty
1	14:07:08.591	14:07:08.591	14:08:32.374	1:23.783	1:23.783		

55 René Steenmetz (B-D) Renault Clio Cup
 GD CHEFO SPORT

N°	In Day Time	In Time	Out Time	Pit Time	T. Pit Time	Handicap	Penalty
1	14:11:47.035	14:11:47.035	14:13:16.370	1:29.335	1:29.335		

69 Quinto Stefana (A) Renault Clio Cup
 GD OREGON TEAM

N°	In Day Time	In Time	Out Time	Pit Time	T. Pit Time	Handicap	Penalty
1	14:01:29.707	14:01:29.707	14:03:53.800	2:24.093	2:24.093		

72 Kevin Jimenez (B-D) Renault Clio Cup
 C GPA RACING

N°	In Day Time	In Time	Out Time	Pit Time	T. Pit Time	Handicap	Penalty
1	14:17:44.813	14:17:44.813	14:19:50.890	2:06.077	2:06.077		

87 Felice Jelmini (A) Renault Clio Cup
 PMA MOTORSPORT

N°	In Day Time	In Time	Out Time	Pit Time	T. Pit Time	Handicap	Penalty
1	14:08:51.930	14:08:51.930	14:11:26.196	2:34.266	2:34.266		

91 Michele Puccetti () Renault Clio Cup
 FARO RACING

N°	In Day Time	In Time	Out Time	Pit Time	T. Pit Time	Handicap	Penalty
1	14:07:13.068	14:07:13.068	14:08:57.680	1:44.612	1:44.612		

102 Andrea Argenti (A) Renault Clio Cup
 GD SI RACING TEAM

N°	In Day Time	In Time	Out Time	Pit Time	T. Pit Time	Handicap	Penalty
1	14:02:16.393	14:02:16.393	14:04:20.922	2:04.529	2:04.529		

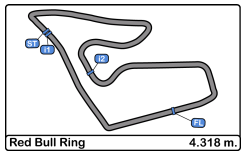
128 David Pajot Renault Clio Cup
 C VIC' TEAM

N°	In Day Time	In Time	Out Time	Pit Time	T. Pit Time	Handicap	Penalty
1	14:07:18.140	14:07:18.140	14:08:12.543	54.403	54.403		

333 Perucca Orfei - Cesarano Renault Clio Cup
 PRESS LEAGUE BY OREGON TEAM

N°	In Day Time	In Time	Out Time	Pit Time	T. Pit Time	Handicap	Penalty
1	14:01:32.689	14:01:32.689	14:05:00.439	3:27.750	3:27.750		
2	14:14:19.775	14:14:19.775	14:16:10.475	1:50.700	5:18.450		

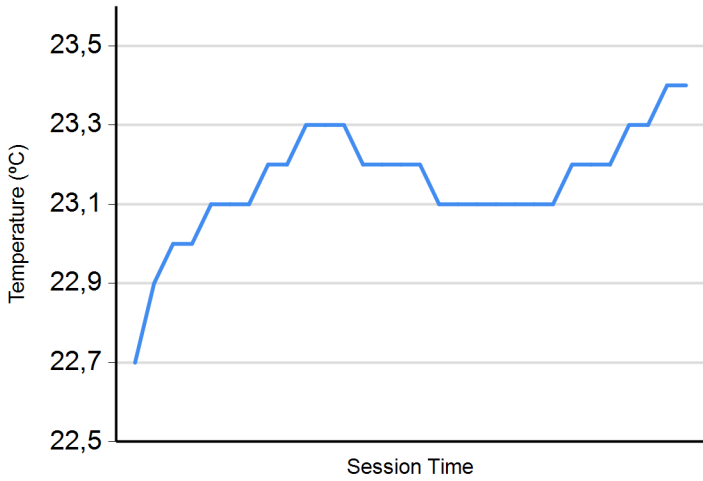




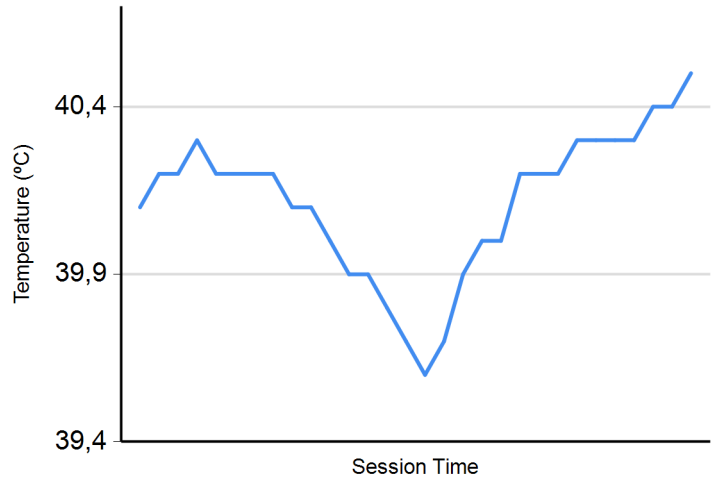
Red Bull Ring
 Clio Cup Europe
 Collective Test 2
 Weather Report



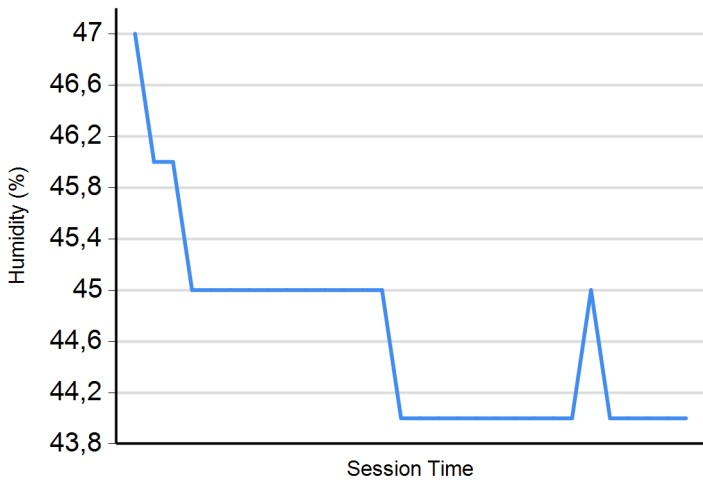
Air Temperature



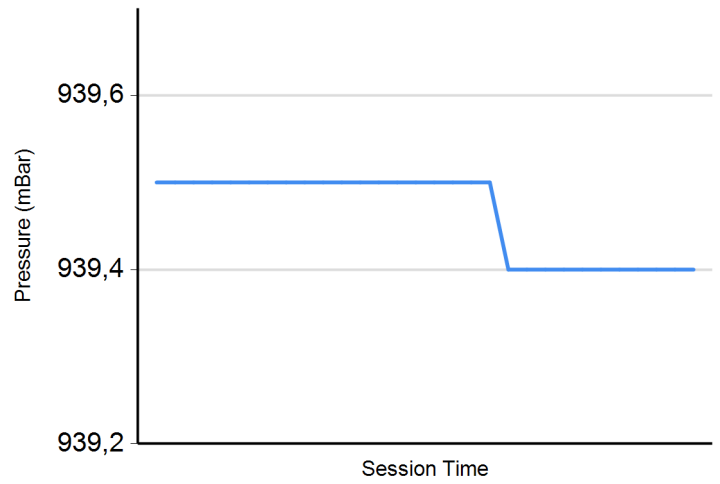
Track Temperature



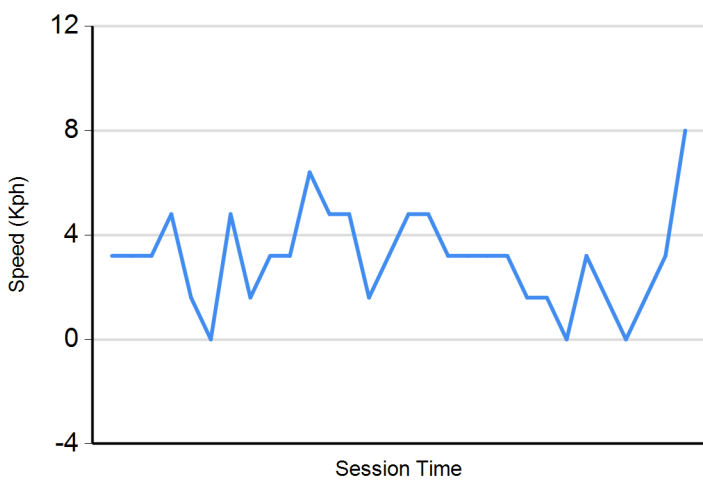
Humidity



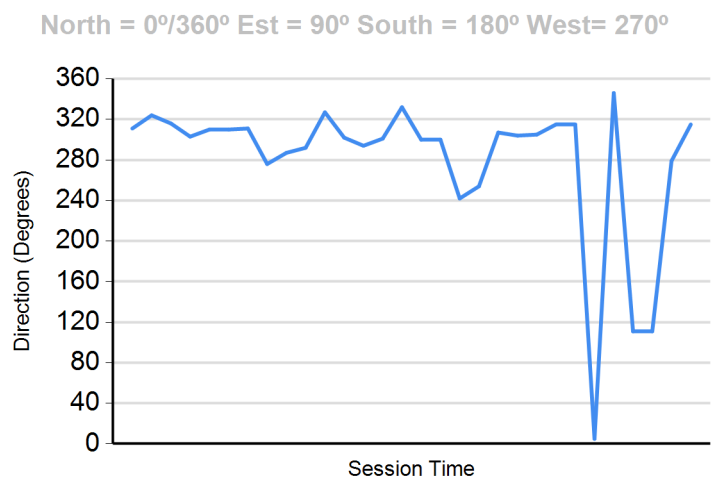
Pressure



Wind Speed



Wind direction





Red Bull Ring
Clio Cup Europe
Collective Test 1-2
Combined Results



Cls	Nº	Driver	Nat	Team	Nat	Vehicle	Cat	Clas	Laps	CT1	CT2	Best	Gap	Interval	Km/h		
1	87	Felice Jelmini (A)	ITA	PMA MOTORSPORT	ITA	Renault Clio Cup			28	1:49.884	12	1:50.588	12	1:49.884	141.4		
2	12	Gabriele Torelli (A)	ITA	FARO RACING	ITA	Renault Clio Cup			28	1:50.226	11	1:50.547	11	1:50.226	0.342	0.342	141.0
3	40	Alessandro Sebasti Scalera (A)	ITA	GD MILAN COMPETITION	ITA	Renault Clio Cup	GD	1	30	1:51.064	12	1:50.274	15	1:50.274	0.390	0.048	140.9
4	27	Filippo Berto (A)	ITA	C OREGON TEAM	ITA	Renault Clio Cup	C	1	29	1:51.101	12	1:50.349	12	1:50.349	0.465	0.075	140.8
5	50	Nicolas Milan (B-D)	FRA	MILAN COMPETITION	FRA	Renault Clio Cup			30	1:50.362	12	1:50.798	13	1:50.362	0.478	0.013	140.8
6	5	Anthony Jurado (A-B)	FRA	MILAN COMPETITION	FRA	Renault Clio Cup			29	1:50.929	10	1:50.434	10	1:50.434	0.550	0.072	140.7
7	15	David Pouget (B-D)	FRA	GPA RACING	FRA	Renault Clio Cup			29	1:50.452	12	1:50.694	13	1:50.452	0.568	0.018	140.7
8	9	Andreas Stucki (C)	CHE	STUCKI MOTORSPORT	CHE	Renault Clio Cup			30	1:50.530	11	1:51.302	7	1:50.530	0.646	0.078	140.6
9	2	Marc Guillot (A-C)	FRA	MILAN COMPETITION	FRA	Renault Clio Cup			30	1:50.595	11	1:50.720	16	1:50.595	0.711	0.065	140.5
10	1	Tomas Pekar (C)	CZE	CARPEK SERVICES	CZE	Renault Clio Cup			29	1:50.821	10	1:50.597	12	1:50.597	0.713	0.002	140.5
11	16	Gustavo Sandrucci (A)	ITA	PROGETTO E20 MOTORSPORT	ITA	Renault Clio Cup			30	1:50.853	10	1:50.790	15	1:50.790	0.906	0.193	140.3
12	72	Kevin Jimenez (B-D)	FRA	C GPA RACING	FRA	Renault Clio Cup	C	2	29	1:50.859	10	1:51.797	11	1:50.859	0.975	0.069	140.2
13	10	Lorenzo Nicoli (A)	ITA	C PROGETTO E20 MOTORSPORT	ITA	Renault Clio Cup	C	3	28	1:50.934	12	1:51.198	12	1:50.934	1.050	0.075	140.1
14	12	David Pajot	FRA	C VIC' TEAM	FRA	Renault Clio Cup	C	4	29	1:51.317	10	1:51.055	15	1:51.055	1.171	0.121	139.9
15	19	Paolo Maria Silvestrini (A)	ITA	PROGETTO E20 MOTORSPORT	ITA	Renault Clio Cup			29	1:51.080	11	1:51.188	14	1:51.080	1.196	0.025	139.9
16	12	Jerzy Spinkiewicz (B-C)	POL	C UNIQ RACING	POL	Renault Clio Cup	C	5	29	1:51.330	10	1:51.515	9	1:51.330	1.446	0.250	139.6
17	21	Antonio Herrerías	ESP	CHEFO SPORT	ESP	Renault Clio Cup			30	1:51.332	11	1:51.468	16	1:51.332	1.448	0.002	139.6
18	21	Stephan Polderman (B-D)	NLD	GD CHEFO SPORT	ESP	Renault Clio Cup	GD	2	30	1:51.669	10	1:51.397	14	1:51.397	1.513	0.065	139.5
19	10	Andrea Argenti (A)	ITA	GD SI RACING TEAM	ITA	Renault Clio Cup	GD	3	27	1:51.502	9	1:51.882	14	1:51.502	1.618	0.105	139.4
20	91	Michele Puccetti (I)	ITA	FARO RACING	ITA	Renault Clio Cup			28	1:51.557	11	1:52.287	12	1:51.557	1.673	0.055	139.3
21	76	Massimiliano Danetti (A)	ITA	PMA MOTORSPORT	ITA	Renault Clio Cup			29	1:51.577	11	1:51.868	11	1:51.577	1.693	0.020	139.3
22	69	Quinto Stefana (A)	ITA	GD OREGON TEAM	ITA	Renault Clio Cup	GD	4	28	1:52.149	12	1:51.588	11	1:51.588	1.704	0.011	139.3
23	16	Lionel Viguiet (B-C)	FRA	GD TB2S	FRA	Renault Clio Cup	GD	5	28	1:51.629	9	1:51.803	10	1:51.629	1.745	0.041	139.2
24	55	René Steenmetz (B-D)	NLD	GD CHEFO SPORT	ESP	Renault Clio Cup	GD	6	29	1:51.684	11	1:52.218	9	1:51.684	1.800	0.055	139.1
25	73	Sandro Cutini (A)	ITA	C PROTEAM RACE	ITA	Renault Clio Cup	C	6	8	1:51.790	7			1:51.790	1.906	0.106	139.0
26	42	Alonso (C) - Alonso (C)	ESP	C GPA RACING	ESP	Renault Clio Cup	C	7	29	1:58.298	6	1:51.834	9	1:51.834	1.950	0.044	138.9
27	51	Henrik Seibel (C)	DEU	C PANTHER-MOTORSPORT	DEU	Renault Clio Cup	C	8	30	1:52.135	11	1:51.862	5	1:51.862	1.978	0.028	138.9
28	13	Yeraly Ospanov (A-B)	AZE	C MILAN COMPETITION	FRA	Renault Clio Cup	C	9	27	1:52.383	11	1:52.016	14	1:52.016	2.132	0.154	138.7
29	88	HORN (B-D)	FRA	GD GPA RACING	FRA	Renault Clio Cup	GD	7	30	1:52.244	8	1:52.064	11	1:52.064	2.180	0.048	138.7
30	46	"DUE" (A)	ITA	GD OREGON TEAM	ITA	Renault Clio Cup	GD	8	29	1:52.806	7	1:52.146	6	1:52.146	2.262	0.082	138.6
31	21	Samuel Pineda	ESP	CHEFO SPORT	ESP	Renault Clio Cup			15	1:52.344	9	2:25.191	2	1:52.344	2.460	0.198	138.3
32	38	Alessio Alcidi (A-C)	ITA	C CAAL RACING	ITA	Renault Clio Cup	C	10	31	1:52.383	7	1:52.450	8	1:52.383	2.499	0.039	138.3
33	17	Daniele Pasquali (A-C)	ITA	C CAAL RACING	ITA	Renault Clio Cup	C	11	29	1:52.653	12	1:52.727	15	1:52.653	2.769	0.270	137.9
34	74	Vittorio Zadotti (A)	ITA	GD SCUADERIA COSTA OVEST	ITA	Renault Clio Cup	GD	9	27	1:56.100	8	1:52.689	15	1:52.689	2.805	0.036	137.9
35	33	Perucca Orfei - Cesarano	ITA	PRESS LEAGUE BY OREGON TEAM	ITA	Renault Clio Cup			12			1:53.020	4	1:53.020	3.136	0.331	137.5
36	67	Ercole Cipolla (A)	ITA	C FARO RACING	ITA	Renault Clio Cup	C	12	29	1:56.211	9	1:54.626	14	1:54.626	4.742	1.606	135.6

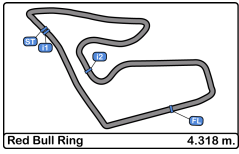
*** PENALIZACIONES**

- CAR 5 LAP TIME DELETED TRACK LIMITS
- CAR 10 LAP TIME DELETED TRACK LIMITS
- CAR 15 LAP TIME DELETED TRACK LIMITS
- CAR 17 LAP TIME DELETED TRACK LIMITS
- CAR 38 LAP TIME DELETED TRACK LIMITS
- CAR 46 LAP TIME DELETED TRACK LIMITS
- CAR 51 LAP TIME DELETED TRACK LIMITS
- CAR 55 LAP TIME DELETED TRACK LIMITS
- CAR 76 LAP TIME DELETED TRACK LIMITS
- CAR 87 LAP TIME DELETED TRACK LIMITS
- CAR 88 LAP TIME DELETED TRACK LIMITS
- CAR 91 LAP TIME DELETED TRACK LIMITS
- CAR 102 LAP TIME DELETED TRACK LIMITS
- CAR 128 LAP TIME DELETED TRACK LIMITS
- CAR 161 LAP TIME DELETED TRACK LIMITS

Published at:.....

Stewards:	Race Director:	Timekeeper: Luis Angel Garcia Nufez JOB/I-0020-ESP
------------------	-----------------------	---






Red Bull Ring
Clio Cup Europe
Collective Test 1-2
Combined Results



CAR 213 LAP TIME DELETED TRACK LIMITS

Published at:.....

Stewards:	Race Director:	Timekeeper:  Luis Angel Garcia Nuñez JOB/I-0020-ESP
------------------	-----------------------	--

