


Red Bull Ring
Clio Cup Europe
Collective Test pre-event
Provisional Results



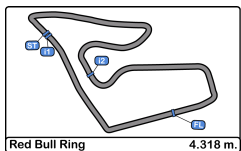
Clas	Nº	Driver	Nat	Team	Nat	Vehicle	Cat	Clas	Laps	Best	Time	Gap	Interval	Km/h
1	87	Felice Jelmini (A)	ITA	PMA MOTORSPORT	ITA	Renault Clio Cup			19	16	1:49.791			141.5
2	12	Gabriele Torelli (A)	ITA	FARO RACING	ITA	Renault Clio Cup			22	17	1:49.866	0.075	0.075	141.4
3	161	Gustavo Sandrucci (A)	ITA	PROGETTO E20 MOTORSPORT	ITA	Renault Clio Cup			18	10	1:50.550	0.759	0.684	140.6
4	27	Filippo Berto (A)	ITA	C OREGON TEAM	ITA	Renault Clio Cup	C	1	22	17	1:50.564	0.773	0.014	140.5
5	10	Lorenzo Nicoli (A)	ITA	C PROGETTO E20 MOTORSPORT	ITA	Renault Clio Cup	C	2	21	14	1:50.861	1.070	0.297	140.2
6	2	Marc Guillot (A-C)	FRA	MILAN COMPETITION	FRA	Renault Clio Cup			19	15	1:50.997	1.206	0.136	140.0
7	38	Alessio Alcidi (A-C)	ITA	C CAAL RACING	ITA	Renault Clio Cup	C	3	22	21	1:51.260	1.469	0.263	139.7
8	72	Kevin Jimenez (B-D)	FRA	C GPA RACING	FRA	Renault Clio Cup	C	4	15	10	1:51.293	1.502	0.033	139.6
9	102	Andrea Argenti (A)	ITA	GD SI RACING TEAM	ITA	Renault Clio Cup	GD	1	23	22	1:51.323	1.532	0.030	139.6
10	91	Michele Puccetti (A)	ITA	FARO RACING	ITA	Renault Clio Cup			22	17	1:51.333	1.542	0.010	139.6
11	15	David Pouget (B-D)	FRA	GPA RACING	FRA	Renault Clio Cup			22	10	1:51.422	1.631	0.089	139.5
12	50	Nicolas Milan (B-D)	FRA	MILAN COMPETITION	FRA	Renault Clio Cup			20	16	1:51.495	1.704	0.073	139.4
13	9	Andreas Stucki (C)	CHE	STUCKI MOTORSPORT	CHE	Renault Clio Cup			21	11	1:51.585	1.794	0.090	139.3
14	69	Quinto Stefana (A)	ITA	GD OREGON TEAM	ITA	Renault Clio Cup	GD	2	20	15	1:51.606	1.815	0.021	139.2
15	5	Anthony Jurado (A-B)	FRA	MILAN COMPETITION	FRA	Renault Clio Cup			19	10	1:51.664	1.873	0.058	139.2
16	76	Massimiliano Danetti (A)	ITA	PMA MOTORSPORT	ITA	Renault Clio Cup			20	15	1:51.695	1.904	0.031	139.1
17	213	Antonio Herrerias	ESP	CHEFO SPORT	ESP	Renault Clio Cup			23	18	1:51.697	1.906	0.002	139.1
18	46	"DUE" (A)	ITA	GD OREGON TEAM	ITA	Renault Clio Cup	GD	3	22	17	1:51.802	2.011	0.105	139.0
19	16	Lionel Viguier (B-C)	FRA	GD TB2S	FRA	Renault Clio Cup	GD	4	19	15	1:51.888	2.097	0.086	138.9
20	40	Alessandro Sebasti Scalera (A)	ITA	GD MILAN COMPETITION	ITA	Renault Clio Cup	GD	5	22	18	1:52.025	2.234	0.137	138.7
21	13	Yeraly Ospanov (A-B)	KAZ	C MILAN COMPETITION	FRA	Renault Clio Cup	C	5	15	15	1:52.086	2.295	0.061	138.6
22	216	Samuel Pineda	ESP	CHEFO SPORT	ESP	Renault Clio Cup			22	16	1:52.124	2.333	0.038	138.6
23	73	Sandro Cutini (A)	ITA	C PROTEAM RACE	ITA	Renault Clio Cup	C	6	22	15	1:52.148	2.357	0.024	138.6
24	125	Jerzy Spinkiewicz (B-C)	POL	C UNIQ RACING	POL	Renault Clio Cup	C	7	19	15	1:52.212	2.421	0.064	138.5
25	17	Daniele Pasquali (A-C)	ITA	C CAAL RACING	ITA	Renault Clio Cup	C	8	20	14	1:52.215	2.424	0.003	138.5
26	19	Paolo Maria Silvestrini (A)	ITA	PROGETTO E20 MOTORSPORT	ITA	Renault Clio Cup			20	14	1:52.228	2.437	0.013	138.5
27	21	Stephan Polderman (B-D)	NED	GD CHEFO SPORT	ESP	Renault Clio Cup	GD	6	23	19	1:52.583	2.792	0.355	138.0
28	88	HORN (B-D)	FRA	GD GPA RACING	FRA	Renault Clio Cup	GD	7	21	16	1:53.221	3.430	0.638	137.2
29	42	Alonso (C) - Alonso (C)	ESP	C GPA RACING	ESP	Renault Clio Cup	C	9	22	11	1:53.573	3.782	0.352	136.8
30	55	René Steenmetz (B-D)	NED	GD CHEFO SPORT	ESP	Renault Clio Cup	GD	8	20	17	1:53.742	3.951	0.169	136.6
31	333	Perucca Orfei - Cesarano	ITA	PRESS LEAGUE BY OREGON TEAM	ITA	Renault Clio Cup			18	10	2:00.310	10.519	6.568	129.2

Published at:.....

Track Temp: 37.1 °C Air Temp: 25.1 °C Humidity: 36 % Track Status: DRY

Stewards:	Race Director:	Timekeeper:  Luis Angel Garcia Nufez JOB/I-0020-ESP
------------------	-----------------------	--





Red Bull Ring
Clio Cup Europe
Collective Test pre-event
Provisional Results by Category



Clas	Nº	Driver	Nat	Team	Nat	Vehicle	Cat	Clas	Laps	Best	Time	Gap	Interval	Km/h
1	87	Felice Jelmini (A)	ITA	PMA MOTORSPORT	ITA	Renault Clio Cup			19	16	1:49.791			141.5
2	12	Gabriele Torelli (A)	ITA	FARO RACING	ITA	Renault Clio Cup			22	17	1:49.866	0.075	0.075	141.4
3	161	Gustavo Sandrucci (A)	ITA	PROGETTO E20 MOTORSPORT	ITA	Renault Clio Cup			18	10	1:50.550	0.759	0.684	140.6
4	2	Marc Guillot (A-C)	FRA	MILAN COMPETITION	FRA	Renault Clio Cup			19	15	1:50.997	1.206	0.447	140.0
5	91	Michele Puccetti (I)	ITA	FARO RACING	ITA	Renault Clio Cup			22	17	1:51.333	1.542	0.336	139.6
6	15	David Pouget (B-D)	FRA	GPA RACING	FRA	Renault Clio Cup			22	10	1:51.422	1.631	0.089	139.5
7	50	Nicolas Milan (B-D)	FRA	MILAN COMPETITION	FRA	Renault Clio Cup			20	16	1:51.495	1.704	0.073	139.4
8	9	Andreas Stucki (C)	CHE	STUCKI MOTORSPORT	CHE	Renault Clio Cup			21	11	1:51.585	1.794	0.090	139.3
9	5	Anthony Jurado (A-B)	FRA	MILAN COMPETITION	FRA	Renault Clio Cup			19	10	1:51.664	1.873	0.079	139.2
10	76	Massimiliano Danetti (A)	ITA	PMA MOTORSPORT	ITA	Renault Clio Cup			20	15	1:51.695	1.904	0.031	139.1
11	213	Antonio Herrerias	ESP	CHEFO SPORT	ESP	Renault Clio Cup			23	18	1:51.697	1.906	0.002	139.1
12	216	Samuel Pineda	ESP	CHEFO SPORT	ESP	Renault Clio Cup			22	16	1:52.124	2.333	0.427	138.6
13	19	Paolo Maria Silvestrini (A)	ITA	PROGETTO E20 MOTORSPORT	ITA	Renault Clio Cup			20	14	1:52.228	2.437	0.104	138.5
14	333	Perucca Orfei - Cesarano	ITA	PRESS LEAGUE BY OREGON TEAM	ITA	Renault Clio Cup			18	10	2:00.310	10.519	8.082	129.2

C														
1	27	Filippo Berto (A)	ITA	C OREGON TEAM	ITA	Renault Clio Cup	C	1	22	17	1:50.564			140.5
2	10	Lorenzo Nicoli (A)	ITA	C PROGETTO E20 MOTORSPORT	ITA	Renault Clio Cup	C	2	21	14	1:50.861	0.297	0.297	140.2
3	38	Alessio Alcidì (A-C)	ITA	C CAAL RACING	ITA	Renault Clio Cup	C	3	22	21	1:51.260	0.696	0.399	139.7
4	72	Kevin Jimenez (B-D)	FRA	C GPA RACING	FRA	Renault Clio Cup	C	4	15	10	1:51.293	0.729	0.033	139.6
5	13	Yeraly Ospanov (A-B)	KZK	C MILAN COMPETITION	FRA	Renault Clio Cup	C	5	15	15	1:52.086	1.522	0.793	138.6
6	73	Sandro Cutini (A)	ITA	C PROTEAM RACE	ITA	Renault Clio Cup	C	6	22	15	1:52.148	1.584	0.062	138.6
7	125	Jerzy Spinkiewicz (B-C)	POL	C UNIQ RACING	POL	Renault Clio Cup	C	7	19	15	1:52.212	1.648	0.064	138.5
8	17	Daniele Pasquali (A-C)	ITA	C CAAL RACING	ITA	Renault Clio Cup	C	8	20	14	1:52.215	1.651	0.003	138.5
9	42	Alonso (C) - Alonso (C)	ESP	C GPA RACING	ESP	Renault Clio Cup	C	9	22	11	1:53.573	3.009	1.358	136.8

GD														
1	102	Andrea Argenti (A)	ITA	GD SI RACING TEAM	ITA	Renault Clio Cup	GD	1	23	22	1:51.323			139.6
2	69	Quinto Stefana (A)	ITA	GD OREGON TEAM	ITA	Renault Clio Cup	GD	2	20	15	1:51.606	0.283	0.283	139.2
3	46	"DUE" (A)	ITA	GD OREGON TEAM	ITA	Renault Clio Cup	GD	3	22	17	1:51.802	0.479	0.196	139.0
4	16	Lionel Viguier (B-C)	FRA	GD TB2S	FRA	Renault Clio Cup	GD	4	19	15	1:51.888	0.565	0.086	138.9
5	40	Alessandro Sebasti Scalera (A)	ITA	GD MILAN COMPETITION	ITA	Renault Clio Cup	GD	5	22	18	1:52.025	0.702	0.137	138.7
6	21	Stephan Polderman (B-D)	NED	GD CHEFO SPORT	ESP	Renault Clio Cup	GD	6	23	19	1:52.583	1.260	0.558	138.0
7	88	HORN (B-D)	FRA	GD GPA RACING	FRA	Renault Clio Cup	GD	7	21	16	1:53.221	1.898	0.638	137.2
8	55	René Steenmetz (B-D)	NED	GD CHEFO SPORT	ESP	Renault Clio Cup	GD	8	20	17	1:53.742	2.419	0.521	136.6

Published at:.....

Track Temp: 37.1 °C Air Temp: 25.1 °C Humidity: 36 % Track Status: DRY

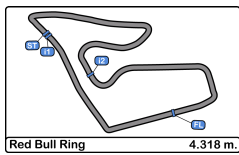
Stewards:

Race Director:

Timekeeper:

Luis Angel Garcia Nufez
 JOB/I-0020-ESP





Red Bull Ring
Clio Cup Europe
Collective Test pre-event
Lap Analysis



2

Marc Guillot (A-C)

Renault Clio Cup

9

Andreas Stucki (C)

Renault Clio Cup

MILAN COMPETITION

STUCKI MOTORSPORT

Lap	D	Time	Sector 1	Sector 2	Sector 3	T. Spd	Elapsed	Lap	D	Time	Sector 1	Sector 2	Sector 3	T. Spd	Elapsed
1		16:03:49.137	16:02:14.299	58.572	36.266	93.6	16:03:49.137	1		16:02:40.705	16:01:01.605	1:03.341	35.759	114.0	16:02:40.705
2		1:56.475	29.478	51.832	35.165	169.8	16:05:45.612	2		1:58.005	30.920	51.877	35.208	154.9	16:04:38.710
3		2:15.207 P	29.026	55.197	50.984	171.7	16:08:00.819	3		1:53.666	28.708	50.283	34.675	176.7	16:06:32.376
4		3:35.520	1:59.642	59.393	36.485	153.4	16:11:36.339	4		1:52.527	28.488	49.636	34.403	176.1	16:08:24.903
5		1:52.984	28.445	50.204	34.335	179.4	16:13:29.323	5		1:52.812	28.488	49.869	34.455	176.1	16:10:17.715
6		1:52.729	27.951	50.024	34.754	181.8	16:15:22.052	6		1:52.374	28.482	49.692	34.200	175.6	16:12:10.089
7		1:52.002	28.300	49.778	33.924	182.4	16:17:14.054	7		1:52.719	28.446	50.092	34.181	175.3	16:14:02.808
8		1:52.547	28.206	49.991	34.350	177.9	16:19:06.601	8		1:52.953	28.950	49.982	34.021	160.7	16:15:55.761
9		1:51.930	28.154	49.550	34.226	178.2	16:20:58.531	9		1:51.630	28.252	49.311	34.067	178.5	16:17:47.391
10		1:51.663	28.129	49.345	34.189	178.5	16:22:50.194	10		1:52.173	28.163	49.405	34.605	179.4	16:19:39.564
11		2:20.579 P	28.194	54.463	57.922	178.5	16:25:10.773	11		1:51.585	28.011	49.530	34.044	179.7	16:21:31.149
12		7:41.629	6:13.774	53.011	34.844	143.2	16:32:52.402	12		1:51.602	28.230	49.340	34.032	179.4	16:23:22.751
13		1:51.363	28.102	49.265	33.996	178.5	16:34:43.765	13		2:32.013 P	28.385	1:01.466	1:02.162	178.8	16:25:54.764
14		1:51.050	27.981	48.991	34.078	179.4	16:36:34.815	14		7:48.914	6:18.735	53.455	36.724	142.2	16:33:43.678
15		1:50.997	27.949	49.190	33.858	179.4	16:38:25.812	15		1:52.697	28.332	50.236	34.129	178.2	16:35:36.375
16		2:09.155 P	27.917	54.253	46.985	180.0	16:40:34.967	16		1:52.710	28.351	49.723	34.636	176.4	16:37:29.085
17		7:59.990	6:33.366	52.127	34.497	166.1	16:48:34.957	17		1:52.057	28.361	49.323	34.373	175.8	16:39:21.142
18		1:55.619	28.206	49.830	37.583	178.5	16:50:30.576	18		2:36.853 P	28.207	1:06.186	1:02.460	175.8	16:41:57.995
19		2:54.810 P	43.232	1:07.179	1:04.399	102.2	16:53:25.386	19		5:39.485	4:15.662	49.682	34.141	172.5	16:47:37.480
20		1:52.381	28.637	49.369	34.375	175.0	16:49:29.861	20		1:52.381	28.637	49.369	34.375	175.0	16:49:29.861
21		2:42.747 P	29.295	1:09.412	1:04.040	173.3	16:52:12.608	21		2:42.747 P	29.295	1:09.412	1:04.040	173.3	16:52:12.608

5

Anthony Jurado (A-B)

Renault Clio Cup

MILAN COMPETITION

Lap	D	Time	Sector 1	Sector 2	Sector 3	T. Spd	Elapsed
1		16:03:29.109	16:01:32.666	1:01.032	55.411	144.9	16:03:29.109
2		2:13.451	33.608	1:03.040	36.803	153.1	16:05:42.560
3		1:55.642	29.069	50.582	35.991	173.3	16:07:38.202
4		1:53.863	29.239	50.290	34.334	174.7	16:09:32.065
5		1:52.939	28.639	49.768	34.532	177.9	16:11:25.004
6		1:52.208	28.384	49.514	34.310	177.9	16:13:17.212
7		2:05.877	28.203	1:02.415	35.259	177.6	16:15:23.089
8		1:52.181	28.247	49.835	34.099	177.6	16:17:15.270
9		1:51.773	28.016	49.657	34.100	181.5	16:19:07.043
10		1:51.664	28.157	49.501	34.006	181.2	16:20:58.707
11		1:52.008	28.205	49.466	34.337	181.5	16:22:50.715
12		2:24.944 P	29.640	54.293	1:01.011	174.1	16:25:15.659
13		7:55.478	6:24.518	56.328	34.632	90.5	16:33:11.137
14		1:51.926	28.226	49.460	34.240	179.1	16:35:03.063
15		1:51.816	28.438	49.332	34.046	177.6	16:36:54.879
16		1:52.260	28.542	49.774	33.944	165.8	16:38:47.139
17		2:20.611 P	28.160	50.724	1:01.727	180.9	16:41:07.750
18		7:28.752	6:02.842	51.236	34.674	175.8	16:48:36.502
19		2:07.416 P	28.798	49.440	49.178	176.7	16:50:43.918

10

Lorenzo Nicoli (A)

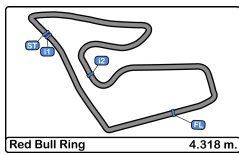
Renault Clio Cup

C

PROGETTO E20 MOTORSPORT

Lap	D	Time	Sector 1	Sector 2	Sector 3	T. Spd	Elapsed
1		16:02:27.512	16:00:55.358	56.900	35.254	105.7	16:02:27.512
2		1:52.689	28.167	49.822	34.700	179.7	16:04:20.201
3		1:52.436	28.095	49.892	34.449	180.0	16:06:12.637
4		1:51.844	27.938	49.631	34.275	179.7	16:08:04.481
5		1:51.761	28.133	49.262	34.366	179.4	16:09:56.242
6		1:57.171	28.159	53.040	35.972	180.0	16:11:53.413
7		1:51.893	28.032	49.585	34.276	181.8	16:13:45.306
8		1:51.511	27.841	49.430	34.240	182.4	16:15:36.817
9		1:51.335	27.908	49.174	34.253	181.5	16:17:28.152
10		2:12.668 P	30.223	54.990	47.455	148.7	16:19:40.820
11		5:25.836 P	3:30.530	58.402	56.904	170.3	16:25:06.656
12		5:06.465	3:42.436	49.678	34.351	173.3	16:30:13.121
13		1:51.187	27.874	49.201	34.112	181.8	16:32:04.308
14		1:50.861	27.818	48.869	34.174	182.4	16:33:55.169
15		1:50.961	28.017	48.817	34.127	180.0	16:35:46.130
16		1:50.948	27.875	48.971	34.102	181.8	16:37:37.078
17		1:57.516	28.068	55.449	33.999	169.2	16:39:34.594
18		2:35.581 P	27.827	1:07.137	1:00.617	181.8	16:42:10.175
19		5:43.222	4:16.954	51.857	34.411	169.5	16:47:53.397
20		1:51.097	27.849	49.165	34.083	183.3	16:49:44.494
21		2:53.989 P	32.247	1:07.067	1:14.675	121.6	16:52:38.483





Red Bull Ring
Clio Cup Europe
Collective Test pre-event
Lap Analysis



12

Gabriele Torelli (A)

Renault Clio Cup **15**

David Pouget (B-D)

Renault Clio Cup

FARO RACING

GPA RACING

Lap	D	Time	Sector 1	Sector 2	Sector 3	T. Spd	Elapsed	Lap	D	Time	Sector 1	Sector 2	Sector 3	T. Spd	Elapsed
1		16:02:50.610	16:01:15.762	56.359	38.489	154.5	16:02:50.610	1		16:02:42.082	16:01:11.635	54.047	36.400	163.1	16:02:42.082
2		1:57.326	29.189	52.629	35.508	178.2	16:04:47.936	2		1:56.076	29.316	51.428	35.332	174.1	16:04:38.158
3		1:54.819	28.240	51.636	34.943	183.9	16:06:42.755	3		1:55.209	29.140	51.164	34.905	176.4	16:06:33.367
4		1:51.763	28.065	49.544	34.154	180.0	16:08:34.518	4		1:53.168	28.568	50.014	34.586	179.4	16:08:26.535
5		1:51.341	27.703	49.369	34.269	183.6	16:10:25.859	5		1:52.911	28.387	49.780	34.744	178.8	16:10:19.446
6		1:51.072	27.997	49.094	33.981	180.6	16:12:16.931	6		1:52.099	28.328	49.560	34.211	178.5	16:12:11.545
7		1:51.218	27.852	49.592	33.774	182.4	16:14:08.149	7		1:51.853	28.217	49.543	34.093	179.4	16:14:03.398
8		1:50.632	27.715	48.944	33.973	181.8	16:15:58.781	8		1:51.863	28.091	49.562	34.210	178.8	16:15:55.261
9		1:50.200	27.648	48.892	33.660	182.1	16:17:48.981	9		1:51.464	28.142	49.351	33.971	178.8	16:17:46.725
10		1:50.212	27.681	48.674	33.857	183.3	16:19:39.193	10		1:51.422	28.131	49.383	33.908	178.8	16:19:38.147
11		1:50.357	27.672	49.046	33.639	183.3	16:21:29.550	11		1:52.420	28.125	50.246	34.049	178.8	16:21:30.567
12		1:50.431	27.816	48.635	33.980	180.0	16:23:19.981	12		1:51.785	28.176	49.545	34.064	178.5	16:23:22.352
13		2:24.472 P	27.889	59.666	56.917	180.6	16:25:44.453	13		2:25.079 P	28.301	58.326	58.452	178.2	16:25:47.431
14		6:52.900	5:27.951	50.322	34.627	151.2	16:32:37.353	14		5:20.343	3:55.886	50.205	34.252	165.3	16:31:07.774
15		1:52.480	27.715	49.660	35.105	184.6	16:34:29.833	15		1:52.333	28.509	49.457	34.367	175.8	16:33:00.107
16		1:55.443	27.729	53.347	34.367	172.5	16:36:25.276	16		1:51.537	28.202	49.396	33.939	177.9	16:34:51.644
17		1:49.866	27.641	48.690	33.535	181.2	16:38:15.142	17		1:51.752	28.353	49.530	33.869	177.3	16:36:43.396
18		1:50.095	27.592	48.844	33.659	183.6	16:40:05.237	18		1:51.513	28.209	49.258	34.046	178.5	16:38:34.909
19		2:39.928 P	35.611	1:05.885	58.432	117.5	16:42:45.165	19		2:14.825 P	28.333	51.830	54.662	169.8	16:40:49.734
20		5:03.304	3:40.101	49.416	33.787	177.6	16:47:48.469	20		7:02.904	5:37.127	51.769	34.008	171.9	16:47:52.638
21		1:50.492	27.654	49.024	33.814	184.3	16:49:38.961	21		1:52.191	28.235	49.897	34.059	179.1	16:49:44.829
22		2:38.132 P	27.737	1:03.205	1:07.190	180.6	16:52:17.093	22		2:39.392 P	28.938	59.861	1:10.593	178.5	16:52:24.221

13

Yeraly Ospanov (A-B)

Renault Clio Cup **16**

Lionel Viguier (B-C)

Renault Clio Cup

C

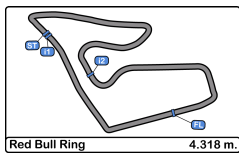
MILAN COMPETITION

GD

TB2S

Lap	D	Time	Sector 1	Sector 2	Sector 3	T. Spd	Elapsed	Lap	D	Time	Sector 1	Sector 2	Sector 3	T. Spd	Elapsed
1		16:03:29.696	16:01:33.756	1:00.614	55.326	140.4	16:03:29.696	1		16:02:52.584	16:01:15.836	57.311	39.437	160.7	16:02:52.584
2		2:14.035	33.704	1:02.964	37.367	152.7	16:05:43.731	2		1:58.922	31.132	51.756	36.034	177.9	16:04:51.506
3		1:55.035	28.699	50.585	35.751	178.5	16:07:38.766	3		1:57.122	28.534	53.215	35.373	181.2	16:06:48.628
4		1:54.733	29.183	50.596	34.954	170.8	16:09:33.499	4		1:56.479	29.009	50.964	36.506	182.7	16:08:45.107
5		1:53.619	28.417	50.136	35.066	180.3	16:11:27.118	5		1:55.185	28.779	51.435	34.971	169.5	16:10:40.292
6		1:53.256	28.509	50.023	34.724	180.3	16:13:20.374	6		1:53.675	28.619	50.295	34.761	182.1	16:12:33.967
7		2:03.308	28.534	59.430	35.344	179.4	16:15:23.682	7		1:52.916	28.321	50.193	34.402	183.3	16:14:26.883
8		1:53.462	28.210	49.926	35.326	182.4	16:17:17.144	8		1:53.660	28.351	50.907	34.402	182.7	16:16:20.543
9		1:53.774	28.483	50.379	34.912	180.9	16:19:10.918	9		1:53.482	28.761	49.827	34.894	180.3	16:18:14.025
10		1:52.886	28.239	49.745	34.902	180.3	16:21:03.804	10		1:52.712	28.520	49.568	34.624	182.1	16:20:06.737
11		1:53.503	28.271	50.146	35.086	180.0	16:22:57.307	11		1:53.303	28.592	50.136	34.575	179.1	16:22:00.040
12		2:21.543 P	28.920	50.722	1:01.901	178.5	16:25:18.850	12		2:07.650 P	28.667	50.088	48.895	179.1	16:24:07.690
13		8:52.176	7:23.967	52.771	35.438	159.2	16:34:11.026	13		10:47.081	9:22.285	50.178	34.618	176.1	16:34:54.771
14		1:53.238	28.316	49.838	35.084	179.1	16:36:04.264	14		1:52.556	28.350	50.029	34.177	180.9	16:36:47.327
15		1:52.086	28.160	49.528	34.398	178.8	16:37:56.350	15		1:51.888	28.206	49.698	33.984	180.3	16:38:39.215
16			28.234			178.8		16		2:16.778 P	28.276	49.525	58.977	180.6	16:40:55.993
								17		6:59.862	5:34.777	50.694	34.391	171.4	16:47:55.855
								18		1:52.957	28.197	49.702	35.058	179.7	16:49:48.812
								19		2:46.297 P	27.980	1:01.346	1:16.971	182.4	16:52:35.109





Red Bull Ring
Clio Cup Europe
Collective Test pre-event
Lap Analysis



38

Alessio Alcidi (A-C)

Renault Clio Cup **42**

Alonso (C) - Alonso (C)

Renault Clio Cup

C

CAAL RACING

C

GPA RACING

Lap	D	Time	Sector 1	Sector 2	Sector 3	T. Spd	Elapsed	Lap	D	Time	Sector 1	Sector 2	Sector 3	T. Spd	Elapsed
1		16:02:31.548	16:00:57.183	57.114	37.251	113.3	16:02:31.548	1		16:02:44.990	16:01:11.955	55.277	37.758	158.5	16:02:44.990
2		1:56.695	29.282	51.183	36.230	177.3	16:04:28.243	2		2:00.684	30.124	53.734	36.826	171.4	16:04:45.674
3		1:54.612	28.723	50.662	35.227	179.1	16:06:22.855	3		1:59.703	29.539	53.908	36.256	173.3	16:06:45.377
4		1:53.944	28.482	50.374	35.088	178.8	16:08:16.799	4		1:56.584	29.058	51.982	35.544	177.3	16:08:41.961
5		1:53.286	28.363	49.823	35.100	178.8	16:10:10.085	5		1:56.108	29.012	52.030	35.066	177.0	16:10:38.069
6		1:53.243	28.353	49.999	34.891	179.1	16:12:03.328	6		2:02.359	29.763	56.900	35.696	174.7	16:12:40.428
7		1:53.713	28.447	50.417	34.849	179.4	16:13:57.041	7		1:55.168	28.988	51.230	34.950	175.8	16:14:35.596
8		1:52.801	28.302	49.855	34.644	179.1	16:15:49.842	8		1:54.249	28.805	50.632	34.812	177.0	16:16:29.845
9		1:53.117	28.451	49.779	34.887	178.8	16:17:42.959	9		1:53.628	28.800	50.063	34.765	177.0	16:18:23.473
10		1:52.494	28.199	49.675	34.620	181.2	16:19:35.453	10		1:55.756	28.974	50.296	36.486	175.8	16:20:19.229
11		1:52.428	28.230	49.592	34.606	179.1	16:21:27.881	11		1:53.573	28.821	50.081	34.671	177.0	16:22:12.802
12		1:56.186	31.607	50.236	34.343	129.0	16:23:24.067	12		1:56.390	31.639	50.385	34.366	160.0	16:24:09.192
13		2:33.495 P	28.144	1:00.990	1:04.361	181.8	16:25:57.562	13		2:18.245 P	32.802	56.360	49.083	150.0	16:26:27.437
14		5:13.717	3:47.594	51.241	34.882	161.4	16:31:11.279	14		4:57.915	3:17.445	58.655	41.815	112.7	16:31:25.352
15		1:52.354	28.058	49.730	34.566	180.9	16:33:03.633	15		2:04.657	30.680	54.753	39.224	166.4	16:33:30.009
16		1:52.113	28.273	49.586	34.254	177.6	16:34:55.746	16		2:02.173	30.249	53.905	38.019	168.7	16:35:32.182
17		1:52.074	28.073	49.689	34.312	181.2	16:36:47.820	17		2:01.826	30.008	54.069	37.749	164.1	16:37:34.008
18		1:52.038	28.173	49.526	34.339	181.5	16:38:39.858	18		2:04.301	29.508	57.674	37.119	172.2	16:39:38.309
19		2:17.522 P	28.141	49.400	59.981	181.2	16:40:57.380	19		2:35.491 P	30.085	1:03.389	1:02.017	158.1	16:42:13.800
20		6:53.183	5:28.338	50.459	34.386	144.9	16:47:50.563	20		6:00.983	4:28.990	54.612	37.381	152.1	16:48:14.783
21		1:51.260	27.872	49.311	34.077	180.6	16:49:41.823	21		1:59.041	29.893	52.054	37.094	169.8	16:50:13.824
22		2:39.358 P	27.923	1:02.506	1:08.929	180.9	16:52:21.181	22		2:58.021 P	31.974	56.986	1:29.061	138.9	16:53:11.845

40

Alessandro Sebasti Scalera (A)

Renault Clio Cup **46**

"DUE" (A)

Renault Clio Cup

GD

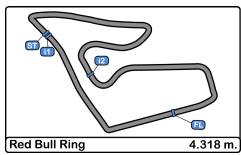
MILAN COMPETITION

GD

OREGON TEAM

Lap	D	Time	Sector 1	Sector 2	Sector 3	T. Spd	Elapsed	Lap	D	Time	Sector 1	Sector 2	Sector 3	T. Spd	Elapsed
1		16:02:54.910	16:01:25.450	53.054	36.406	144.7	16:02:54.910	1		16:02:53.217	16:01:17.698	56.652	38.867	154.2	16:02:53.217
2		1:57.508	29.551	51.945	36.012	173.0	16:04:52.418	2		1:57.609	29.264	52.199	36.146	181.8	16:04:50.826
3		1:55.919	29.261	51.076	35.582	176.4	16:06:48.337	3		1:55.166	28.838	51.002	35.326	183.0	16:06:45.992
4		1:55.724	28.768	51.132	35.824	179.4	16:08:44.061	4		1:54.501	28.592	50.792	35.117	182.4	16:08:40.493
5		1:54.932	28.764	51.306	34.862	178.5	16:10:38.993	5		1:53.994	28.271	50.362	35.361	181.2	16:10:34.487
6		1:53.616	28.780	50.247	34.589	176.4	16:12:32.609	6		1:55.117	29.810	50.318	34.989	179.1	16:12:29.604
7		1:52.980	28.437	50.174	34.369	179.1	16:14:25.589	7		1:53.384	28.044	50.348	34.992	179.1	16:14:22.988
8		2:11.404 P	28.505	52.421	50.478	178.8	16:16:36.993	8		1:53.118	28.290	50.095	34.733	178.8	16:16:16.106
9		3:19.479	1:55.192	49.865	34.422	176.4	16:19:56.472	9		1:54.528	28.223	51.323	34.982	179.4	16:18:10.634
10		1:52.967	28.740	49.829	34.398	176.4	16:21:49.439	10		2:04.932 P	28.297	49.841	46.794	179.7	16:20:15.566
11		1:52.156	28.414	49.662	34.080	177.3	16:23:41.595	11		3:24.576	1:59.242	50.667	34.667	163.6	16:23:40.142
12		2:37.848 P	28.301	58.434	1:11.113	177.6	16:26:19.443	12		2:33.202 P	28.405	56.715	1:08.082	180.3	16:26:13.344
13		3:59.151	2:33.661	50.910	34.580	169.8	16:30:18.594	13		4:27.815	3:02.583	50.690	34.542	176.1	16:30:41.159
14		1:54.582	28.824	50.473	35.285	173.9	16:32:13.176	14		1:53.978	28.274	50.616	35.088	179.4	16:32:35.137
15		1:52.297	28.669	49.462	34.166	174.7	16:34:05.473	15		1:52.838	28.548	49.697	34.593	178.2	16:34:27.975
16		1:52.293	28.691	49.581	34.021	173.9	16:35:57.766	16		1:53.056	28.983	49.879	34.194	172.5	16:36:21.031
17		1:52.037	28.330	49.798	33.909	177.3	16:37:49.803	17		1:51.802	28.146	49.320	34.336	180.3	16:38:12.833
18		1:52.025	28.212	49.484	34.329	176.4	16:39:41.828	18		1:52.933	28.099	50.206	34.628	179.1	16:40:05.766
19		2:40.415 P	28.406	1:03.665	1:08.344	178.8	16:42:22.243	19		2:38.026 P	32.948	1:07.044	58.034	100.2	16:42:43.792
20		5:40.647	4:15.207	51.008	34.432	171.7	16:48:02.890	20		5:19.557	3:54.125	50.965	34.467	170.8	16:48:03.349
21		1:53.145	28.122	50.610	34.413	176.7	16:49:56.035	21		1:51.927	27.960	49.888	34.079	178.5	16:49:55.276
22		3:03.188 P	28.373	1:08.847	1:25.968	178.2	16:52:59.223	22		2:56.661 P	27.807	1:06.906	1:21.948	175.3	16:52:51.937





Red Bull Ring
Clio Cup Europe
Collective Test pre-event
Lap Analysis



50

Nicolas Milan (B-D)

Renault Clio Cup **69**

Quinto Stefana (A)

Renault Clio Cup

MILAN COMPETITION GD

OREGON TEAM

Lap	D	Time	Sector 1	Sector 2	Sector 3	T. Spd	Elapsed	Lap	D	Time	Sector 1	Sector 2	Sector 3	T. Spd	Elapsed
1		16:03:47.337	16:02:11.126	59.068	37.143	100.4	16:03:47.337	1		16:02:52.742	16:01:19.388	55.664	37.690	148.5	16:02:52.742
2		1:56.746	29.832	51.220	35.694	170.8	16:05:44.083	2		1:56.922	28.978	52.069	35.875	179.7	16:04:49.664
3		1:55.967	28.875	50.718	36.374	177.9	16:07:40.050	3		1:54.374	28.558	51.110	34.706	178.2	16:06:44.038
4		2:02.552	30.482	57.108	34.962	111.2	16:09:42.602	4		1:53.557	28.351	50.451	34.755	180.6	16:08:37.595
5		1:53.217	28.753	49.909	34.555	175.3	16:11:35.819	5		1:52.222	28.213	49.932	34.077	180.6	16:10:29.817
6		1:52.968	28.630	49.922	34.416	176.1	16:13:28.787	6		1:53.261	28.092	49.768	35.401	181.8	16:12:23.078
7		1:53.557	28.327	49.804	35.426	178.8	16:15:22.344	7		1:52.181	28.318	49.719	34.144	180.9	16:14:15.259
8		1:52.627	28.727	49.636	34.264	179.7	16:17:14.971	8		2:05.998 P	28.293	50.472	47.233	180.6	16:16:21.257
9		1:52.650	28.345	50.120	34.185	174.7	16:19:07.621	9		4:14.630	2:42.839	57.546	34.245	134.3	16:20:35.887
10		1:51.858	28.199	49.494	34.165	179.1	16:20:59.479	10		1:53.197	27.978	50.635	34.584	183.6	16:22:29.084
11		1:51.714	28.232	49.369	34.113	178.8	16:22:51.193	11		1:59.954	28.702	49.537	41.715	179.7	16:24:29.038
12		2:21.756 P	28.440	53.905	59.411	177.0	16:25:12.949	12		3:24.420 P	56.071	1:23.869	1:04.480	67.5	16:27:53.458
13		7:57.736	6:28.559	54.344	34.833	108.1	16:33:10.685	13		5:00.068	3:31.783	53.102	35.183	137.0	16:32:53.526
14		1:52.784	28.463	50.088	34.233	170.6	16:35:03.469	14		1:51.710	28.112	49.285	34.313	180.9	16:34:45.236
15		1:51.650	28.257	49.557	33.836	180.3	16:36:55.119	15		1:51.606	28.142	49.343	34.121	180.6	16:36:36.842
16		1:51.495	28.128	49.452	33.915	179.4	16:38:46.614	16		1:52.583	28.210	50.129	34.244	180.3	16:38:29.425
17		2:19.069 P	28.182	50.953	59.934	179.4	16:41:05.683	17		2:08.724 P	28.109	52.232	48.383	180.0	16:40:38.149
18		7:29.652	6:03.640	51.610	34.402	171.9	16:48:35.335	18		7:23.305	5:57.996	50.187	35.122	173.9	16:48:01.454
19		1:56.560	27.989	49.908	38.663	179.1	16:50:31.895	19		1:52.718	27.938	50.284	34.496	183.3	16:49:54.172
20		2:56.886 P	43.220	1:06.628	1:07.038	96.6	16:53:28.781	20		2:54.826 P	28.020	1:07.211	1:19.595	180.9	16:52:48.998

55

René Steenmetz (B-D)

Renault Clio Cup **72**

Kevin Jimenez (B-D)

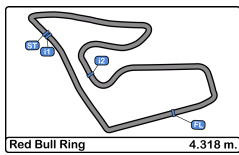
Renault Clio Cup

GD CHEFO SPORT C

GPA RACING

Lap	D	Time	Sector 1	Sector 2	Sector 3	T. Spd	Elapsed	Lap	D	Time	Sector 1	Sector 2	Sector 3	T. Spd	Elapsed
1		16:02:11.259	16:00:38.652	55.172	37.435	156.2	16:02:11.259	1		16:15:34.781	16:13:57.845	58.168	38.768	119.0	16:15:34.781
2		1:57.293	29.334	51.984	35.975	172.8	16:04:08.552	2		2:05.973	30.244	57.288	38.441	135.8	16:17:40.754
3		1:55.419	28.933	50.748	35.738	174.1	16:06:03.971	3		1:55.831	30.609	50.570	34.652	151.6	16:19:36.585
4		1:56.627	29.070	51.290	36.267	173.6	16:08:00.598	4		1:57.768	28.176	54.620	34.972	182.4	16:21:34.353
5		1:55.042	28.780	50.735	35.527	175.6	16:09:55.640	5		1:55.357	28.331	51.879	35.147	181.2	16:23:29.710
6		1:56.166	29.131	50.972	36.063	177.0	16:11:51.806	6		2:29.455 P	28.519	55.420	1:05.516	179.1	16:25:59.165
7		1:54.987	28.953	50.953	35.081	175.8	16:13:46.793	7		5:09.954	3:44.571	51.024	34.359	166.4	16:31:09.119
8		1:54.566	28.747	50.577	35.242	176.1	16:15:41.359	8		1:51.663	28.145	49.486	34.032	181.8	16:33:00.782
9		2:19.922 P	28.709		2:55.164	176.1	16:18:01.281	9		1:51.642	27.769	49.629	34.244	179.7	16:34:52.424
10		5:05.803	3:38.843	51.712	35.248	158.3	16:23:07.084	10		1:51.293	27.955	49.526	33.812	183.9	16:36:43.717
11		2:19.628 P	28.997	57.968	52.663	173.9	16:25:26.712	11		1:51.532	28.041	49.425	34.066	180.0	16:38:35.249
12		4:26.561	3:00.111	50.960	35.490	162.8	16:29:53.273	12		2:04.626 P	27.750	48.905	47.971	180.3	16:40:39.875
13		1:55.315	28.958	50.475	35.882	174.1	16:31:48.588	13		7:08.027	5:44.522	49.519	33.986	178.5	16:47:47.902
14		1:54.313	28.773	50.386	35.154	174.7	16:33:42.901	14		1:51.304	27.923	49.467	33.914	180.6	16:49:39.206
15		1:54.482	28.894	50.797	34.791	173.9	16:35:37.383	15		2:39.895 P	27.697	1:03.597	1:08.601	185.5	16:52:19.101
16		1:54.745	28.780	50.278	35.687	175.8	16:37:32.128								
17		1:53.742	28.739	49.908	35.095	175.0	16:39:25.870								
18		2:36.579 P	28.699	1:09.368	58.512	175.8	16:42:02.449								
19		6:38.638	5:11.797	51.128	35.713	171.1	16:48:41.087								
20		2:13.208 P	28.766	49.942	54.500	176.4	16:50:54.295								





Red Bull Ring
Clio Cup Europe
Collective Test pre-event
Lap Analysis



73

Sandro Cutini (A)

Renault Clio Cup **87**

Felice Jelmini (A)

Renault Clio Cup

C

PROTEAM RACE

PMA MOTORSPORT

Lap	D	Time	Sector 1	Sector 2	Sector 3	T. Spd	Elapsed	Lap	D	Time	Sector 1	Sector 2	Sector 3	T. Spd	Elapsed
1		16:02:48.674	16:01:13.027	57.558	38.089	138.4	16:02:48.674	1		16:02:25.694	16:00:58.369	52.509	34.816	159.7	16:02:25.694
2		2:01.813	30.254	54.389	37.170	165.6	16:04:50.487	2		1:51.576	28.046	49.620	33.910	179.1	16:04:17.270
3		1:56.693	28.943	52.251	35.499	180.6	16:06:47.180	3		1:51.051	28.040	49.147	33.864	180.3	16:06:08.321
4		1:56.639	28.598	51.953	36.088	182.1	16:08:43.819	4		1:50.654	27.971	49.019	33.664	180.9	16:07:58.975
5		1:54.829	28.306	51.479	35.044	182.7	16:10:38.648	5		1:50.791	27.986	49.094	33.711	180.0	16:09:49.766
6		1:57.958	32.434	50.806	34.718	178.5	16:12:36.606	6		1:50.652	27.877	48.938	33.837	180.9	16:11:40.418
7		1:53.151	28.443	50.146	34.562	180.9	16:14:29.757	7		1:50.502	27.912	49.003	33.587	180.6	16:13:30.920
8		1:53.936	28.288	50.930	34.718	180.6	16:16:23.693	8		1:51.623	27.770	49.291	34.562	182.7	16:15:22.543
9		1:52.522	28.186	49.996	34.340	181.5	16:18:16.215	9		1:50.830	27.963	49.112	33.755	177.6	16:17:13.373
10		1:52.260	28.118	49.726	34.416	183.9	16:20:08.475	10		2:06.004 P	34.931	49.126	41.947	179.7	16:19:19.377
11		1:52.927	28.282	50.118	34.527	180.9	16:22:01.402	11		11:02.782	9:39.011	49.919	33.852	174.7	16:30:22.159
12		2:17.142 P	29.795	55.690	51.657	157.6	16:24:18.544	12		1:50.334	27.850	48.611	33.873	180.9	16:32:12.493
13		6:13.161	4:20.352	1:15.450	37.359	173.3	16:30:31.705	13		1:50.086	27.931	48.623	33.532	180.3	16:34:02.579
14		1:52.564	28.493	49.701	34.370	180.3	16:32:24.269	14		1:50.055	27.617	48.856	33.582	182.1	16:35:52.634
15		1:52.148	28.258	49.378	34.512	181.2	16:34:16.417	15		1:49.984	27.782	48.611	33.591	180.9	16:37:42.618
16		1:57.614	28.285	49.444	39.885	180.9	16:36:14.031	16		1:49.791	27.624	48.644	33.523	181.8	16:39:32.409
17		1:54.212	28.768	50.782	34.662	180.0	16:38:08.243	17		2:31.517 P	27.779	1:04.936	58.802	180.3	16:42:03.926
18		1:52.870	28.622	49.642	34.606	179.7	16:40:01.113	18		6:01.959	4:29.106	51.412	41.441	179.1	16:48:05.885
19		2:37.559 P	35.626	1:07.162	54.771	111.1	16:42:38.672	19		2:49.936 P	51.640	1:01.318	56.978	86.6	16:50:55.821
20		5:34.440	4:09.129	50.040	35.271	177.6	16:48:13.112								
21		1:52.670	28.541	49.669	34.460	179.7	16:50:05.782								
22		3:02.608 P	34.066	1:02.087	1:26.455	114.1	16:53:08.390								

76

Massimiliano Danetti (A)

Renault Clio Cup

88

HORN (B-D)

Renault Clio Cup

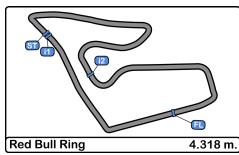
PMA MOTORSPORT

GD

GPA RACING

Lap	D	Time	Sector 1	Sector 2	Sector 3	T. Spd	Elapsed	Lap	D	Time	Sector 1	Sector 2	Sector 3	T. Spd	Elapsed
1		16:03:51.434	16:02:19.477	55.116	36.841	131.0	16:03:51.434	1		16:02:47.294	16:01:13.370	55.834	38.090	143.2	16:02:47.294
2		1:55.474	28.772	51.416	35.286	178.5	16:05:46.908	2		1:59.098	29.936	52.063	37.099	172.5	16:04:46.392
3		1:53.732	28.787	49.964	34.981	179.7	16:07:40.640	3		1:57.424	29.524	52.446	35.454	174.7	16:06:43.816
4		2:10.418	28.285	1:01.788	40.345	180.9	16:09:51.058	4		1:55.279	29.341	50.862	35.076	177.0	16:08:39.095
5		1:55.038	29.651	50.773	34.614	177.3	16:11:46.096	5		1:55.640	28.959	50.620	36.061	177.0	16:10:34.735
6		1:58.276	33.255	50.623	34.398	169.5	16:13:44.372	6		1:55.396	29.476	51.039	34.881	175.3	16:12:30.131
7		1:53.014	28.572	50.320	34.122	178.2	16:15:37.386	7		1:54.361	28.772	50.730	34.859	177.3	16:14:24.492
8		1:52.122	28.180	49.238	34.704	181.5	16:17:29.508	8		1:55.744	29.039	51.879	34.826	177.3	16:16:20.236
9		1:52.258	28.547	49.425	34.286	178.5	16:19:21.766	9		1:54.976	29.541	50.243	35.192	178.5	16:18:15.212
10		1:52.350	28.231	49.660	34.459	178.8	16:21:14.116	10		1:54.415	28.992	50.675	34.748	177.6	16:20:09.627
11		1:55.983	29.931	50.956	35.096	177.9	16:23:10.099	11		1:54.028	28.916	50.294	34.818	177.6	16:22:03.655
12		2:21.784 P	28.207	57.481	56.096	180.9	16:25:31.883	12		2:10.886 P	28.944	50.284	51.658	177.6	16:24:14.541
13		5:06.343	3:41.620	50.244	34.479	175.3	16:30:38.226	13		6:54.806	5:28.629	51.139	35.038	153.6	16:31:09.347
14		2:10.895	28.089		2:45.374	180.0	16:32:49.121	14		1:53.378	28.793	49.925	34.660	177.0	16:33:02.725
15		1:51.695	28.377	49.361	33.957	179.4	16:34:40.816	15		1:53.859	29.216	50.401	34.242	170.8	16:34:56.584
16		2:04.299 P	28.081	50.422	45.796	180.3	16:36:45.115	16		1:53.221	28.538	50.195	34.488	177.3	16:36:49.805
17		4:02.687 P	2:13.432	54.308	54.947	180.3	16:40:47.802	17		1:55.339	29.194	51.171	34.974	176.1	16:38:45.144
18		7:19.979	5:45.741	51.310	42.928	175.8	16:48:07.781	18		2:28.369 P	29.034	52.470	1:06.865	175.0	16:41:13.513
19		2:08.779	35.769	56.031	36.979	76.2	16:50:16.560	19		6:41.646	5:15.889	51.103	34.654	160.2	16:47:55.159
20		2:59.231 P	32.154	58.286	1:28.791	162.8	16:53:15.791	20		1:54.951	28.959	51.569	34.423	172.5	16:49:50.110
								21		2:56.758 P	28.669	1:07.024	1:21.065	165.6	16:52:46.868





Red Bull Ring
Clio Cup Europe
Collective Test pre-event
Lap Analysis



91

Michele Puccetti ()

Renault Clio Cup

FARO RACING C

125

Jerzy Spinkiewicz (B-C)

Renault Clio Cup

UNIQU RACING

Lap	D	Time	Sector 1	Sector 2	Sector 3	T. Spd	Elapsed	Lap	D	Time	Sector 1	Sector 2	Sector 3	T. Spd	Elapsed								
1		16:02:50.276	16:01:14.944	56.515	38.817	152.7	16:02:50.276	1		16:02:53.948	16:01:21.360	55.173	37.415	163.8	16:02:53.948								
2		1:57.452	28.843	52.731	35.878	175.3	16:04:47.728	2		1:57.836	30.072	51.863	35.901	175.8	16:04:51.784								
3		1:54.889	28.175	51.746	34.968	180.9	16:06:42.617	3		1:55.684	28.965	51.305	35.414	176.1	16:06:47.468								
4		1:53.321	28.436	49.977	34.908	182.4	16:08:35.938	4		1:55.443	28.975	51.274	35.194	176.1	16:08:42.911								
5		1:52.144	27.767	49.701	34.676	183.0	16:10:28.082	5		1:54.572	28.785	50.819	34.968	175.3	16:10:37.483								
6		1:52.142	27.961	49.542	34.639	180.6	16:12:20.224	6		1:54.107	29.108	50.384	34.615	173.6	16:12:31.590								
7		1:51.482	27.832	49.377	34.273	180.9	16:14:11.706	7		1:53.431	28.702	50.447	34.282	174.7	16:14:25.021								
8		1:51.607	27.782	49.471	34.354	182.7	16:16:03.313	8		1:54.353	28.745	51.050	34.558	176.4	16:16:19.374								
9		1:51.937	27.905	49.601	34.431	181.8	16:17:55.250	9		1:53.600	28.705	50.180	34.715	172.8	16:18:12.974								
10		1:52.225	28.140	49.540	34.545	178.8	16:19:47.475	10		2:04.570 P	28.665	50.133	45.772	173.3	16:20:17.544								
11		1:51.877	28.009	49.548	34.320	178.2	16:21:39.352	11		10:08.525	8:38.155	55.235	35.135	127.8	16:30:26.069								
12		1:51.481	27.966	49.183	34.332	179.7	16:23:30.833	12		1:53.183	28.676	50.091	34.416	171.9	16:32:19.252								
13		2:30.815 P	28.434	54.943	1:07.438	179.4	16:26:01.648	13		1:52.665	28.639	49.662	34.364	172.2	16:34:11.917								
14		6:36.288	5:11.086	50.585	34.617	145.9	16:32:37.936	14		1:52.610	28.333	49.501	34.776	174.7	16:36:04.527								
15		1:51.578	27.801	49.597	34.180	182.7	16:34:29.514	15		1:52.212	28.305	49.880	34.027	177.9	16:37:56.739								
16		1:56.362	28.019	53.891	34.452	176.1	16:36:25.876	16		2:06.281 P	28.480	50.244	47.557	173.9	16:40:03.020								
17		1:51.333	28.147	49.126	34.060	180.0	16:38:17.209	17		8:15.430	6:50.843	50.173	34.414	169.0	16:48:18.450								
18		1:51.690	27.829	49.164	34.697	180.9	16:40:08.899	18		1:53.342	28.426	50.082	34.834	172.8	16:50:11.792								
19		2:42.325 P	35.399	1:04.912	1:02.014	102.5	16:42:51.224	19		2:53.997 P	28.780	56.184	1:29.033	172.5	16:53:05.789								
20		5:40.341	4:15.487	50.275	34.579	165.6	16:48:31.565									161							
21		1:51.958	28.085	49.573	34.300	178.8	16:50:23.523									Gustavo Sandrucci (A) Renault Clio Cup							
22		2:55.758 P	29.734	56.330	1:29.694	177.6	16:53:19.281									PROGETTO E20 MOTORSPORT							

102

Andrea Argenti (A)

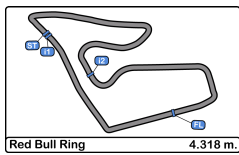
Renault Clio Cup

GD

SI RACING TEAM

Lap	D	Time	Sector 1	Sector 2	Sector 3	T. Spd	Elapsed	Lap	D	Time	Sector 1	Sector 2	Sector 3	T. Spd	Elapsed
1		16:03:18.747	16:01:35.246	59.936	43.565	139.8	16:03:18.747	1		16:02:29.157	16:00:54.661	58.421	36.075	111.6	16:02:29.157
2		2:11.554	28.608	50.583	52.363	177.9	16:05:30.301	2		1:53.514	28.048	50.582	34.884	179.4	16:04:22.671
3		1:53.603	28.379	50.235	34.989	178.5	16:07:23.904	3		1:51.707	28.240	49.205	34.262	179.7	16:06:14.378
4		1:53.070	28.549	50.051	34.470	179.1	16:09:16.974	4		1:51.645	27.900	49.149	34.596	180.6	16:08:06.023
5		1:53.434	28.799	49.729	34.906	176.4	16:11:10.408	5		1:56.418	28.130	49.810	38.478	180.0	16:10:02.441
6		1:53.320	28.546	50.054	34.720	177.3	16:13:03.728	6		2:06.163 P	28.856	49.391	47.916	179.1	16:12:08.604
7		1:52.682	28.522	49.445	34.715	177.6	16:14:56.410	7		4:40.965	3:16.349	50.475	34.141	147.5	16:16:49.569
8		1:52.594	28.535	49.527	34.532	179.1	16:16:49.004	8		1:53.121	28.067	50.762	34.292	182.4	16:18:42.690
9		1:52.619	28.245	50.163	34.211	179.1	16:18:41.623	9		1:51.023	27.978	49.049	33.996	181.5	16:20:33.713
10		1:51.793	28.449	49.367	33.977	179.7	16:20:33.416	10		1:50.550	27.864	48.801	33.885	180.3	16:22:24.263
11		1:51.725	28.461	49.191	34.073	180.9	16:22:25.141	11		2:07.602 P	28.419	49.536	49.647	179.1	16:24:31.865
12		1:52.209	28.276	49.297	34.636	183.0	16:24:17.350	12		5:40.589	4:16.204	49.755	34.630	172.5	16:30:12.454
13		2:12.929 P	33.486	54.241	45.202	155.8	16:26:30.279	13		1:51.202	28.195	48.998	34.009	178.5	16:32:03.656
14		4:12.967	2:45.036	52.928	35.003	170.6	16:30:43.246	14		1:51.568	28.117	48.879	34.572	178.8	16:33:55.224
15		1:53.242	28.910	49.684	34.648	178.8	16:32:36.488	15		1:51.538	28.536	49.049	33.953	181.2	16:35:46.762
16		1:51.817	28.312	49.334	34.171	180.9	16:34:28.305	16		1:50.703	27.799	49.091	33.813	181.8	16:37:37.465
17		1:51.781	28.446	49.269	34.066	180.3	16:36:20.086	17		2:05.055	27.767	1:03.148	34.140	181.5	16:39:42.520
18		1:51.803	28.103	49.271	34.429	179.4	16:38:11.889	18		2:35.590 P	27.847	1:02.638	1:05.105	180.9	16:42:18.110
19		1:55.425	29.552	51.833	34.040	100.6	16:40:07.314								
20		2:41.569 P	36.051	1:05.209	1:00.309	102.4	16:42:48.883								
21		5:20.901	3:55.447	51.099	34.355	171.1	16:48:09.784								
22		1:51.323	27.800	49.348	34.175	179.1	16:50:01.107								
23		3:02.676 P	28.682	1:05.634	1:28.360	147.1	16:53:03.783								





Red Bull Ring
Clio Cup Europe
Collective Test pre-event
Lap Analysis



213

Antonio Herrerias

Renault Clio Cup **333**

Perucca Orfei - Cesarano

Renault Clio Cup

CHEFO SPORT

PRESS LEAGUE BY OREGON

Lap	D	Time	Sector 1	Sector 2	Sector 3	T. Spd	Elapsed	Lap	D	Time	Sector 1	Sector 2	Sector 3	T. Spd	Elapsed
1		16:02:39.665	16:00:52.810	1:06.205	40.650	100.0	16:02:39.665	1		16:03:13.912	16:01:28.689	58.807	46.416	136.0	16:03:13.912
2		2:04.583	34.362	54.221	36.000	128.2	16:04:44.248	2		2:16.689	35.045	56.181	45.463	132.8	16:05:30.601
3		1:55.107	29.359	50.713	35.035	174.7	16:06:39.355	3		2:09.713	30.876	55.488	43.349	170.8	16:07:40.314
4		1:55.789	28.809	51.747	35.233	177.3	16:08:35.144	4		2:07.020	31.479	55.675	39.866	160.9	16:09:47.334
5		1:53.295	28.356	50.427	34.512	179.7	16:10:28.439	5		2:09.396	31.745	56.106	41.545	155.1	16:11:56.730
6		1:52.796	28.262	49.810	34.724	179.4	16:12:21.235	6		2:05.674	30.544	56.264	38.866	175.6	16:14:02.404
7		1:52.571	28.203	49.662	34.706	179.1	16:14:13.806	7		2:08.237	31.943	56.174	40.120	172.2	16:16:10.641
8		1:53.589	28.358	50.313	34.918	181.2	16:16:07.395	8		2:05.206	29.659	55.860	39.687	177.9	16:18:15.847
9		1:52.895	28.384	49.995	34.516	177.6	16:18:00.290	9		2:03.649	30.510	53.282	39.857	178.5	16:20:19.496
10		1:52.934	28.353	50.026	34.555	177.9	16:19:53.224	10		2:00.310	30.073	52.538	37.699	178.5	16:22:19.806
11		1:52.834	28.537	49.823	34.474	177.6	16:21:46.058	11		3:23.581 P	29.216	1:50.937	1:03.428	178.2	16:25:43.387
12		1:52.582	28.458	49.721	34.403	177.0	16:23:38.640	12		7:49.004	6:07.367	57.325	44.312	143.0	16:33:32.391
13		2:31.457 P	28.427	57.538	1:05.492	176.7	16:26:10.097	13		2:03.996	30.590	54.862	38.544	160.9	16:35:36.387
14		4:18.436	2:51.410	51.707	35.319	167.9	16:30:28.533	14	2	2:06.443	31.426	53.942	41.075	167.7	16:37:42.830
15		1:53.273	28.659	50.230	34.384	176.1	16:32:21.806	15	2	2:02.779	29.818	54.304	38.657	175.8	16:39:45.609
16		1:52.373	28.313	49.804	34.256	177.3	16:34:14.179	16	2	2:38.929 P	29.365	1:00.069	1:09.495	172.5	16:42:24.538
17		1:52.013	28.246	49.541	34.226	177.0	16:36:06.192	17	2	6:22.948	4:48.046	55.530	39.372	147.9	16:48:47.486
18		1:51.697	28.087	49.541	34.069	178.5	16:37:57.889	18	2	2:16.662 P	30.699	56.102	49.861	175.3	16:51:04.148
19		1:52.699	28.170	49.743	34.786	178.8	16:39:50.588								
20		2:37.323 P	28.392	57.501	1:11.430	176.7	16:42:27.911								
21		5:32.800	4:05.262	52.100	35.438	146.7	16:48:00.711								
22		1:53.779	28.323	50.946	34.510	177.3	16:49:54.490								
23		2:59.388 P	28.165	1:08.202	1:23.021	164.3	16:52:53.878								

216

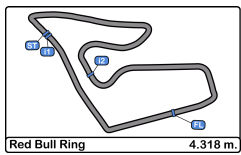
Samuel Pineda

Renault Clio Cup

CHEFO SPORT

Lap	D	Time	Sector 1	Sector 2	Sector 3	T. Spd	Elapsed
1		16:02:46.661 P	16:00:53.868	1:03.420	49.373	100.0	16:02:46.661
2		2:40.727	1:07.669	53.421	39.637	157.2	16:05:27.388
3		1:55.299	29.428	50.757	35.114	175.0	16:07:22.687
4		1:53.742	28.952	50.191	34.599	176.1	16:09:16.429
5		1:55.304	30.903	49.784	34.617	174.4	16:11:11.733
6		1:53.788	28.480	50.903	34.405	178.2	16:13:05.521
7		1:53.269	28.488	50.171	34.610	177.9	16:14:58.790
8		1:53.548	28.312	50.881	34.355	180.3	16:16:52.338
9		1:52.462	28.230	49.990	34.242	181.5	16:18:44.800
10		1:52.268	28.222	49.870	34.176	180.6	16:20:37.068
11		1:53.204	28.053	50.209	34.942	182.1	16:22:30.272
12		2:09.592 P	28.190	50.628	50.774	182.7	16:24:39.864
13		5:28.299	4:03.440	50.423	34.436	172.5	16:30:08.163
14		1:52.476	28.496	49.628	34.352	176.7	16:32:00.639
15		1:52.402	28.446	49.639	34.317	176.7	16:33:53.041
16		1:52.124	28.336	49.585	34.203	177.6	16:35:45.165
17		1:54.261	28.296	51.767	34.198	178.2	16:37:39.426
18		1:54.104	28.178	51.794	34.132	178.5	16:39:33.530
19		2:33.335 P	28.248	1:05.135	59.952	164.3	16:42:06.865
20		5:50.371	4:16.518	59.262	34.591	118.8	16:47:57.236
21		1:52.374	28.112	49.869	34.393	180.6	16:49:49.610
22		2:53.385 P	28.304	1:06.934	1:18.147	136.1	16:52:42.995





Red Bull Ring
Clio Cup Europe
Collective Test pre-event
Best Sectors Results



Sector - 1			Sector - 2			Sector - 3			Ideal Lap vs Best Lap						
Clas	Nº	Driver	Time	Nº	Driver	Time	Nº	Driver	Time	Clas	Nº	Driver	Ideal Lap	Best Lap	Clas
1	12	Gabriele Torelli (A)	27.592	87	Felice Jelmini (A)	48.611	87	Felice Jelmini (A)	33.523	1	87	Felice Jelmini (A)	1:49.751	1:49.791	1
2	87	Felice Jelmini (A)	27.617	12	Gabriele Torelli (A)	48.635	12	Gabriele Torelli (A)	33.535	2	12	Gabriele Torelli (A)	1:49.762	1:49.866	2
3	72	Kevin Jimenez (B-D)	27.697	161	Gustavo Sandrucci (A)	48.801	72	Kevin Jimenez (B-D)	33.812	3	161	Gustavo Sandrucci (A)	1:50.381	1:50.550	3
4	16	Gustavo Sandrucci (A)	27.767	27	Filippo Berto (A)	48.806	161	Gustavo Sandrucci (A)	33.813	4	72	Kevin Jimenez (B-D)	1:50.414	1:51.293	8
5	91	Michele Puccetti (I)	27.767	10	Lorenzo Nicoli (A)	48.817	50	Nicolas Milan (B-D)	33.836	5	27	Filippo Berto (A)	1:50.481	1:50.564	4
6	27	Filippo Berto (A)	27.778	72	Kevin Jimenez (B-D)	48.905	2	Marc Guillot (A-C)	33.858	6	10	Lorenzo Nicoli (A)	1:50.634	1:50.861	5
7	10	Andrea Argenti (A)	27.800	2	Marc Guillot (A-C)	48.991	15	David Pouget (B-D)	33.869	7	2	Marc Guillot (A-C)	1:50.766	1:50.997	6
8	46	"DUE" (A)	27.807	91	Michele Puccetti (I)	49.126	27	Filippo Berto (A)	33.897	8	91	Michele Puccetti (I)	1:50.953	1:51.333	10
9	10	Lorenzo Nicoli (A)	27.818	102	Andrea Argenti (A)	49.191	40	Alessandro Sebasti Scalerà (A)	33.909	9	102	Andrea Argenti (A)	1:50.968	1:51.323	9
10	38	Alessio Alcidi (A-C)	27.872	76	Massimiliano Danetti (A)	49.238	5	Anthony Jurado (A-B)	33.944	10	50	Nicolas Milan (B-D)	1:51.194	1:51.495	12
11	2	Marc Guillot (A-C)	27.917	15	David Pouget (B-D)	49.258	21	Stephan Polderman (B-D)	33.950	11	46	"DUE" (A)	1:51.206	1:51.802	18
12	69	Quinto Stefana (A)	27.938	69	Quinto Stefana (A)	49.285	76	Massimiliano Danetti (A)	33.957	12	15	David Pouget (B-D)	1:51.218	1:51.422	11
13	16	Lionel Viguier (B-C)	27.980	38	Alessio Alcidi (A-C)	49.311	102	Andrea Argenti (A)	33.977	13	38	Alessio Alcidi (A-C)	1:51.260	1:51.260	7
14	50	Nicolas Milan (B-D)	27.989	9	Andreas Stucki (C)	49.311	16	Lionel Viguier (B-C)	33.984	14	76	Massimiliano Danetti (A)	1:51.276	1:51.695	16
15	9	Andreas Stucki (C)	28.011	46	"DUE" (A)	49.320	10	Lorenzo Nicoli (A)	33.999	15	5	Anthony Jurado (A-B)	1:51.292	1:51.664	15
16	5	Anthony Jurado (A-B)	28.016	5	Anthony Jurado (A-B)	49.332	9	Andreas Stucki (C)	34.021	16	69	Quinto Stefana (A)	1:51.300	1:51.606	14
17	17	Daniele Pasquali (A-C)	28.046	50	Nicolas Milan (B-D)	49.369	125	Jerzy Spinkiewicz (B-C)	34.027	17	9	Andreas Stucki (C)	1:51.343	1:51.585	13
18	21	Samuel Pineda	28.053	73	Sandro Cutini (A)	49.378	91	Michele Puccetti (I)	34.060	18	16	Lionel Viguier (B-C)	1:51.489	1:51.888	19
19	19	Paolo Maria Silvestrini (A)	28.078	40	Alessandro Sebasti Scalerà (A)	49.462	213	Antonio Herrerías	34.069	19	40	Alessandro Sebasti Scalerà (A)	1:51.493	1:52.025	20
20	76	Massimiliano Danetti (A)	28.081	125	Jerzy Spinkiewicz (B-C)	49.501	69	Quinto Stefana (A)	34.077	20	213	Antonio Herrerías	1:51.697	1:51.697	17
21	21	Antonio Herrerías	28.087	16	Lionel Viguier (B-C)	49.525	38	Alessio Alcidi (A-C)	34.077	21	216	Samuel Pineda	1:51.770	1:52.124	22
22	15	David Pouget (B-D)	28.091	13	Yeraly Ospanov (A-B)	49.528	46	"DUE" (A)	34.079	22	125	Jerzy Spinkiewicz (B-C)	1:51.833	1:52.212	24
23	73	Sandro Cutini (A)	28.118	213	Antonio Herrerías	49.541	216	Samuel Pineda	34.132	23	73	Sandro Cutini (A)	1:51.836	1:52.148	23
24	40	Alessandro Sebasti Scalerà (A)	28.122	19	Paolo Maria Silvestrini (A)	49.568	19	Paolo Maria Silvestrini (A)	34.206	24	19	Paolo Maria Silvestrini (A)	1:51.852	1:52.228	26
25	13	Yeraly Ospanov (A-B)	28.160	216	Samuel Pineda	49.585	88	HORN (B-D)	34.242	25	21	Stephan Polderman (B-D)	1:51.919	1:52.583	27
26	21	Stephan Polderman (B-D)	28.286	21	Stephan Polderman (B-D)	49.683	73	Sandro Cutini (A)	34.340	26	13	Yeraly Ospanov (A-B)	1:52.086	1:52.086	21
27	12	Jerzy Spinkiewicz (B-C)	28.305	17	Daniele Pasquali (A-C)	49.724	42	Alonso (C) - Alonso (C)	34.366	27	17	Daniele Pasquali (A-C)	1:52.199	1:52.215	25
28	88	HORN (B-D)	28.538	55	René Steenmetz (B-D)	49.908	13	Yeraly Ospanov (A-B)	34.398	28	88	HORN (B-D)	1:52.705	1:53.221	28
29	55	René Steenmetz (B-D)	28.699	88	HORN (B-D)	49.925	17	Daniele Pasquali (A-C)	34.429	29	42	Alonso (C) - Alonso (C)	1:53.229	1:53.573	29
30	42	Alonso (C) - Alonso (C)	28.800	42	Alonso (C) - Alonso (C)	50.063	55	René Steenmetz (B-D)	34.791	30	55	René Steenmetz (B-D)	1:53.398	1:53.742	30
31	33	Gaetano Cesarano	29.216	333	Gaetano Cesarano	52.538	333	Gaetano Cesarano	37.699	31	333	Gaetano Cesarano	1:59.453	2:00.310	31



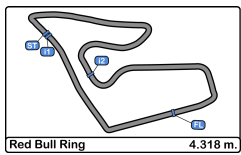


Red Bull Ring
Clio Cup Europe
Collective Test pre-event
Best 5 Lap Times



Cls	N°	Driver	Nat	Team	Nat	Vehicle	Cat	Cls	Best 1		Best 2		Best 3		Best 4		Best 5	
									Time	Lap	Time	Lap	Time	Lap	Time	Lap	Time	Lap
1	87	Felice Jelmini (A)	ITA	PMA MOTORSPORT	ITA	Renault Clio Cup			1:49.791	16	1:49.984	15	1:50.055	14	1:50.086	13	1:50.334	12
2	12	Gabriele Torelli (A)	ITA	FARO RACING	ITA	Renault Clio Cup			1:49.866	17	1:50.095	18	1:50.200	9	1:50.212	10	1:50.357	11
3	161	Gustavo Sandrucci (A)	ITA	PROGETTO E20 MOTORSPORT	ITA	Renault Clio Cup			1:50.550	10	1:50.703	16	1:51.023	9	1:51.202	13	1:51.538	15
4	27	Filippo Berto (A)	ITA	C OREGON TEAM	ITA	Renault Clio Cup	C	1	1:50.564	17	1:50.914	11	1:50.973	14	1:51.039	10	1:51.041	16
5	10	Lorenzo Nicoli (A)	ITA	C PROGETTO E20 MOTORSPORT	ITA	Renault Clio Cup	C	2	1:50.861	14	1:50.948	16	1:50.961	15	1:51.097	20	1:51.187	13
6	2	Marc Guillot (A-C)	FRA	MILAN COMPETITION	FRA	Renault Clio Cup			1:50.997	15	1:51.050	14	1:51.363	13	1:51.663	10	1:51.930	9
7	38	Alessio Alcidi (A-C)	ITA	C CAAL RACING	ITA	Renault Clio Cup	C	3	1:51.260	21	1:52.038	18	1:52.074	17	1:52.113	16	1:52.354	15
8	72	Kevin Jimenez (B-D)	FRA	C GPA RACING	FRA	Renault Clio Cup	C	4	1:51.293	10	1:51.304	14	1:51.532	11	1:51.642	9	1:51.663	8
9	102	Andrea Argenti (A)	ITA	GD SI RACING TEAM	ITA	Renault Clio Cup	GD	1	1:51.323	22	1:51.725	11	1:51.781	17	1:51.793	10	1:51.803	18
10	91	Michele Puccetti ()	ITA	FARO RACING	ITA	Renault Clio Cup			1:51.333	17	1:51.481	12	1:51.482	7	1:51.578	15	1:51.607	8
11	15	David Pouget (B-D)	FRA	GPA RACING	FRA	Renault Clio Cup			1:51.422	10	1:51.464	9	1:51.513	18	1:51.537	16	1:51.752	17
12	50	Nicolas Milan (B-D)	FRA	MILAN COMPETITION	FRA	Renault Clio Cup			1:51.495	16	1:51.650	15	1:51.714	11	1:51.858	10	1:52.627	8
13	9	Andreas Stucki (C)	CHE	STUCKI MOTORSPORT	CHE	Renault Clio Cup			1:51.585	11	1:51.602	12	1:51.630	9	1:52.057	17	1:52.173	10
14	69	Quinto Stefana (A)	ITA	GD OREGON TEAM	ITA	Renault Clio Cup	GD	2	1:51.606	15	1:51.710	14	1:52.181	7	1:52.222	5	1:52.583	16
15	5	Anthony Jurado (A-B)	FRA	MILAN COMPETITION	FRA	Renault Clio Cup			1:51.664	10	1:51.773	9	1:51.816	15	1:51.926	14	1:52.008	11
16	76	Massimiliano Danetti (A)	ITA	PMA MOTORSPORT	ITA	Renault Clio Cup			1:51.695	15	1:52.122	8	1:52.258	9	1:52.350	10	1:53.014	7
17	213	Antonio Herrerias	ESP	CHEFO SPORT	ESP	Renault Clio Cup			1:51.697	18	1:52.013	17	1:52.373	16	1:52.571	7	1:52.582	12
18	46	"DUE" (A)	ITA	GD OREGON TEAM	ITA	Renault Clio Cup	GD	3	1:51.802	17	1:51.927	21	1:52.838	15	1:52.933	18	1:53.056	16
19	16	Lionel Viguier (B-C)	FRA	GD TB2S	FRA	Renault Clio Cup	GD	4	1:51.888	15	1:52.556	14	1:52.712	10	1:52.916	7	1:52.957	18
20	40	Alessandro Sebasti Scalerà (A)	ITA	GD MILAN COMPETITION	ITA	Renault Clio Cup	GD	5	1:52.025	18	1:52.037	17	1:52.156	11	1:52.293	16	1:52.297	15
21	13	Yeraly Ospanov (A-B)	KZK	C MILAN COMPETITION	FRA	Renault Clio Cup	C	5	1:52.086	15	1:52.886	10	1:53.238	14	1:53.256	6	1:53.462	8
22	216	Samuel Pineda	ESP	CHEFO SPORT	ESP	Renault Clio Cup			1:52.124	16	1:52.268	10	1:52.374	21	1:52.402	15	1:52.462	9
23	73	Sandro Cutini (A)	ITA	C PROTEAM RACE	ITA	Renault Clio Cup	C	6	1:52.148	15	1:52.260	10	1:52.522	9	1:52.564	14	1:52.670	21
24	125	Jerzy Spinkiewicz (B-C)	POL	C UNIQ RACING	POL	Renault Clio Cup	C	7	1:52.212	15	1:52.610	14	1:52.665	13	1:53.183	12	1:53.342	18
25	17	Daniele Pasquali (A-C)	ITA	C CAAL RACING	ITA	Renault Clio Cup	C	8	1:52.215	14	1:52.397	15	1:52.980	19	1:53.042	13	1:54.620	6
26	19	Paolo Maria Silvestrini (A)	ITA	PROGETTO E20 MOTORSPORT	ITA	Renault Clio Cup			1:52.228	14	1:52.392	13	1:52.557	8	1:52.610	17	1:52.908	9
27	21	Stephan Polderman (B-D)	NED	GD CHEFO SPORT	ESP	Renault Clio Cup	GD	6	1:52.583	19	1:53.394	18	1:53.665	11	1:53.691	8	1:53.924	22
28	88	HORN (B-D)	FRA	GD GPA RACING	FRA	Renault Clio Cup	GD	7	1:53.221	16	1:53.378	14	1:53.859	15	1:54.028	11	1:54.361	7
29	42	Alonso (C) - Alonso (C)	ESP	C GPA RACING	ESP	Renault Clio Cup	C	9	1:53.573	11	1:53.628	9	1:54.249	8	1:55.168	7	1:55.756	10
30	55	René Steenmetz (B-D)	NED	GD CHEFO SPORT	ESP	Renault Clio Cup	GD	8	1:53.742	17	1:54.313	14	1:54.482	15	1:54.566	8	1:54.745	16
31	333	Perucca Orfei - Cesarano	ITA	PRESS LEAGUE BY OREGON TEAM	ITA	Renault Clio Cup			2:00.310	10	2:02.779	15	2:03.649	9	2:03.996	13	2:05.206	8



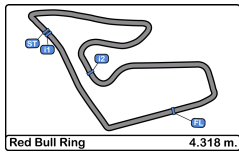


Red Bull Ring
Clio Cup Europe
Collective Test pre-event
Best 5 Top Speeds



Cls	N°	Driver	Nat	Team	Nat	Vehicle	Cat	Cls	Top 1		Top 2		Top 3		Top 4		Top 5		Avg			
									Km/h	Lap	Km/h	Lap	Km/h	Lap	Km/h	Lap	Km/h	Lap				
1	72	Kevin Jimenez (B-D)		PMA C		GPA RACING		PMA	Renault Clio Cup	C	1	185.5	15	183.9	10	182.4	4	181.8	8	181.2	5	183.0
2	12	Gabriele Torelli (A)		ITA		FARO RACING		ITA	Renault Clio Cup			184.6	15	184.3	21	183.9	3	183.6	5	183.6	18	184.0
3	73	Sandro Cutini (A)		ITA		PROTEAM RACE		ITA	Renault Clio Cup	C	2	183.9	10	182.7	5	182.1	4	181.5	9	181.2	15	182.3
4	69	Quinto Stefana (A)		ITA		GD OREGON TEAM		ITA	Renault Clio Cup	GD	1	183.6	10	183.3	19	181.8	6	180.9	7	180.9	14	182.1
5	10	Lorenzo Nicoli (A)		ITA		C PROGETTO E20 MOTORSPORT		ITA	Renault Clio Cup	C	3	183.3	20	182.4	8	182.4	14	181.8	7	181.8	13	182.3
6	16	Lionel Viguier (B-C)		FRA		GD TB2S		FRA	Renault Clio Cup	GD	2	183.3	7	182.7	4	182.7	8	182.4	19	182.1	6	182.6
7	46	"DUE" (A)		ITA		GD OREGON TEAM		ITA	Renault Clio Cup	GD	3	183.0	3	182.4	4	181.8	2	181.2	5	180.3	12	181.7
8	91	Michele Puccetti ()		ITA		FARO RACING		ITA	Renault Clio Cup			183.0	5	182.7	8	182.7	15	182.4	4	181.8	9	182.5
9	102	Andrea Argenti (A)		ITA		GD SI RACING TEAM		ITA	Renault Clio Cup	GD	4	183.0	12	180.9	11	180.9	16	180.3	17	179.7	10	180.9
10	17	Daniele Pasquali (A-C)		ITA		C CAAL RACING		ITA	Renault Clio Cup	C	4	182.7	15	182.4	14	182.4	16	181.8	11	181.5	17	182.1
11	87	Felice Jelmini (A)		ITA		PMA MOTORSPORT		ITA	Renault Clio Cup			182.7	8	182.1	14	181.8	16	180.9	4	180.9	6	181.6
12	216	Samuel Pineda		ESP		CHEFO SPORT		ESP	Renault Clio Cup			182.7	12	182.1	11	181.5	9	180.6	10	180.6	21	181.5
13	2	Marc Guillot (A-C)		FRA		MILAN COMPETITION		FRA	Renault Clio Cup			182.4	7	181.8	6	180.0	16	179.4	5	179.4	14	180.6
14	13	Yeraly Ospanov (A-B)		RUS		C MILAN COMPETITION		RUS	Renault Clio Cup	C	5	182.4	8	180.9	9	180.3	5	180.3	6	180.3	10	180.8
15	27	Filippo Berto (A)		ITA		C OREGON TEAM		ITA	Renault Clio Cup	C	6	182.4	11	181.8	6	181.8	7	181.2	3	181.2	17	181.6
16	161	Gustavo Sandrucci (A)		ITA		PROGETTO E20 MOTORSPORT		ITA	Renault Clio Cup			182.4	8	181.8	16	181.5	9	181.5	17	181.2	15	181.6
17	38	Alessio Alcidi (A-C)		ITA		C CAAL RACING		ITA	Renault Clio Cup	C	7	181.8	13	181.5	18	181.2	10	181.2	17	181.2	19	181.3
18	5	Anthony Jurado (A-B)		FRA		MILAN COMPETITION		FRA	Renault Clio Cup			181.5	9	181.5	11	181.2	10	180.9	17	179.1	14	180.8
19	76	Massimiliano Danetti (A)		ITA		PMA MOTORSPORT		ITA	Renault Clio Cup			181.5	8	180.9	4	180.9	12	180.3	16	180.3	17	180.7
20	213	Antonio Herrerias		ESP		CHEFO SPORT		ESP	Renault Clio Cup			181.2	8	179.7	5	179.4	6	179.1	7	178.8	19	179.6
21	19	Paolo Maria Silvestrini (A)		ITA		PROGETTO E20 MOTORSPORT		ITA	Renault Clio Cup			180.9	6	180.9	10	180.9	17	179.7	7	179.7	9	180.4
22	50	Nicolas Milan (B-D)		FRA		MILAN COMPETITION		FRA	Renault Clio Cup			180.3	15	179.7	8	179.4	16	179.4	17	179.1	10	179.5
23	9	Andreas Stucki (C)		CHE		STUCKI MOTORSPORT		CHE	Renault Clio Cup			179.7	11	179.4	10	179.4	12	178.8	13	178.5	9	179.1
24	15	David Pouget (B-D)		FRA		GPA RACING		FRA	Renault Clio Cup			179.4	4	179.4	7	179.1	21	178.8	5	178.8	8	179.1
25	40	Alessandro Sebasti Scalera (A)		ITA		GD MILAN COMPETITION		ITA	Renault Clio Cup	GD	5	179.4	4	179.1	7	178.8	8	178.8	19	178.5	5	178.9
26	88	HORN (B-D)		FRA		GD GPA RACING		FRA	Renault Clio Cup	GD	6	178.5	9	177.6	10	177.6	11	177.6	12	177.3	7	177.7
27	333	Perucca Orfei - Cesarano		ITA		PRESS LEAGUE BY OREGON TEAM		ITA	Renault Clio Cup			178.5	9	178.5	10	178.2	11	177.9	8	175.8	15	177.8
28	21	Stephan Polderman (B-D)		NED		GD CHEFO SPORT		NED	Renault Clio Cup	GD	7	178.2	10	177.6	22	176.7	8	176.7	11	176.7	19	177.2
29	125	Jerzy Spinkiewicz (B-C)		POL		C UNIQ RACING		POL	Renault Clio Cup	C	8	177.9	15	176.4	8	176.1	3	176.1	4	175.8	2	176.5
30	42	Alonso (C) - Alonso (C)		ESP		C GPA RACING		ESP	Renault Clio Cup	C	9	177.3	4	177.0	5	177.0	8	177.0	9	177.0	11	177.1
31	55	René Steenmetz (B-D)		NED		GD CHEFO SPORT		NED	Renault Clio Cup	GD	8	177.0	6	176.4	20	176.1	8	176.1	9	175.8	7	176.3



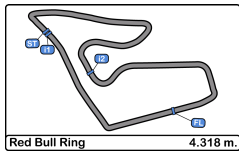


Red Bull Ring
Clio Cup Europe
Collective Test pre-event
Fastest Laps Sequence



Lap	Time of Day	Session Time	N°	Driver	Nat	Team	Nat	Vehicle	Cat	Time	Km/h
2	16:04:08.552	4:08.552	55	René Steenmetz (B-D)	NED	GD	ESP	Renault Clio Cup	GD	1:57.293	132.5
2	16:04:17.270	4:17.270	87	Felice Jelmini (A)	ITA	PMA MOTORSPORT	ITA	Renault Clio Cup		1:51.576	139.3
3	16:06:08.321	6:08.321	87	Felice Jelmini (A)	ITA	PMA MOTORSPORT	ITA	Renault Clio Cup		1:51.051	139.9
4	16:07:58.975	7:58.975	87	Felice Jelmini (A)	ITA	PMA MOTORSPORT	ITA	Renault Clio Cup		1:50.654	140.4
6	16:11:40.418	11:40.418	87	Felice Jelmini (A)	ITA	PMA MOTORSPORT	ITA	Renault Clio Cup		1:50.652	140.4
7	16:13:30.920	13:30.920	87	Felice Jelmini (A)	ITA	PMA MOTORSPORT	ITA	Renault Clio Cup		1:50.502	140.6
9	16:17:48.981	17:48.981	12	Gabriele Torelli (A)	ITA	FARO RACING	ITA	Renault Clio Cup		1:50.200	141.0
13	16:34:02.579	34:02.579	87	Felice Jelmini (A)	ITA	PMA MOTORSPORT	ITA	Renault Clio Cup		1:50.086	141.2
14	16:35:52.634	35:52.634	87	Felice Jelmini (A)	ITA	PMA MOTORSPORT	ITA	Renault Clio Cup		1:50.055	141.2
15	16:37:42.618	37:42.618	87	Felice Jelmini (A)	ITA	PMA MOTORSPORT	ITA	Renault Clio Cup		1:49.984	141.3
17	16:38:15.142	38:15.142	12	Gabriele Torelli (A)	ITA	FARO RACING	ITA	Renault Clio Cup		1:49.866	141.4
16	16:39:32.409	39:32.409	87	Felice Jelmini (A)	ITA	PMA MOTORSPORT	ITA	Renault Clio Cup		1:49.791	141.5



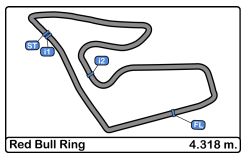


Red Bull Ring
Clio Cup Europe
Collective Test pre-event
Event Best Maximum Speed



N°	Driver	Nat	Team	Nat	Vehicle	Cat	Clas	Km/h	Session
72	Kevin Jimenez (B-D)		C GPA RACING		Renault Clio Cup	C	1	185.5	Collective Test pre-event
12	Gabriele Torelli (A)		FARO RACING		Renault Clio Cup			184.6	Collective Test pre-event
73	Sandro Cutini (A)		C PROTEAM RACE		Renault Clio Cup	C	2	183.9	Collective Test pre-event
69	Quinto Stefana (A)		GD OREGON TEAM		Renault Clio Cup	GD	1	183.6	Collective Test pre-event
16	Lionel Viguier (B-C)		GD TB2S		Renault Clio Cup	GD	2	183.3	Collective Test pre-event
10	Lorenzo Nicoli (A)		C PROGETTO E20 MOTORSPORT		Renault Clio Cup	C	3	183.3	Collective Test pre-event
46	"DUE" (A)		GD OREGON TEAM		Renault Clio Cup	GD	3	183.0	Collective Test pre-event
91	Michele Puccetti (I)		FARO RACING		Renault Clio Cup			183.0	Collective Test pre-event
102	Andrea Argenti (A)		GD SI RACING TEAM		Renault Clio Cup	GD	4	183.0	Collective Test pre-event
87	Felice Jelmini (A)		PMA MOTORSPORT		Renault Clio Cup			182.7	Collective Test pre-event
216	Samuel Pineda		CHEFO SPORT		Renault Clio Cup			182.7	Collective Test pre-event
17	Daniele Pasquali (A-C)		C CAAL RACING		Renault Clio Cup	C	4	182.7	Collective Test pre-event
2	Marc Guillot (A-C)		MILAN COMPETITION		Renault Clio Cup			182.4	Collective Test pre-event
13	Yeraly Ospanov (A-B)		C MILAN COMPETITION		Renault Clio Cup	C	5	182.4	Collective Test pre-event
161	Gustavo Sandrucci (A)		PROGETTO E20 MOTORSPORT		Renault Clio Cup			182.4	Collective Test pre-event
27	Filippo Berto (A)		C OREGON TEAM		Renault Clio Cup	C	6	182.4	Collective Test pre-event
38	Alessio Alcidi (A-C)		C CAAL RACING		Renault Clio Cup	C	7	181.8	Collective Test pre-event
76	Massimiliano Danetti (A)		PMA MOTORSPORT		Renault Clio Cup			181.5	Collective Test pre-event
5	Anthony Jurado (A-B)		MILAN COMPETITION		Renault Clio Cup			181.5	Collective Test pre-event
213	Antonio Herrerias		CHEFO SPORT		Renault Clio Cup			181.2	Collective Test pre-event
19	Paolo Maria Silvestrini (A)		PROGETTO E20 MOTORSPORT		Renault Clio Cup			180.9	Collective Test pre-event
50	Nicolas Milan (B-D)		MILAN COMPETITION		Renault Clio Cup			180.3	Collective Test pre-event
9	Andreas Stucki (C)		STUCKI MOTORSPORT		Renault Clio Cup			179.7	Collective Test pre-event
15	David Pouget (B-D)		GPA RACING		Renault Clio Cup			179.4	Collective Test pre-event
40	Alessandro Sebasti Scalerà (A)		GD MILAN COMPETITION		Renault Clio Cup	GD	5	179.4	Collective Test pre-event
88	HORN (B-D)		GD GPA RACING		Renault Clio Cup	GD	6	178.5	Collective Test pre-event
333	Perucca Orfei - Cesarano		PRESS LEAGUE BY OREGON TEAM		Renault Clio Cup			178.5	Collective Test pre-event
21	Stephan Polderman (B-D)		GD CHEFO SPORT		Renault Clio Cup	GD	7	178.2	Collective Test pre-event
125	Jerzy Spinkiewicz (B-C)		C UNIQ RACING		Renault Clio Cup	C	8	177.9	Collective Test pre-event
42	Alonso (C) - Alonso (C)		C GPA RACING		Renault Clio Cup	C	9	177.3	Collective Test pre-event
55	René Steenmetz (B-D)		GD CHEFO SPORT		Renault Clio Cup	GD	8	177.0	Collective Test pre-event





Red Bull Ring
Clio Cup Europe
Collective Test pre-event
Pit Stop Analysis



2 Marc Guillot (A-C) Renault Clio Cup
 MILAN COMPETITION

N°	In Day Time	In Time	Out Time	Pit Time	T. Pit Time	Handicap	Penalty
1	16:07:54.672	16:07:54.672	16:09:33.380	1:38.708	1:38.708		
2	16:25:05.069	16:25:05.069	16:30:51.074	5:46.005	7:24.713		
3	16:40:28.399	16:40:28.399	16:46:37.386	6:08.987	13:33.700		

5 Anthony Jurado (A-B) Renault Clio Cup
 MILAN COMPETITION

N°	In Day Time	In Time	Out Time	Pit Time	T. Pit Time	Handicap	Penalty
1	16:25:08.469	16:25:08.469	16:30:59.082	5:50.613	5:50.613		
2	16:40:58.380	16:40:58.380	16:46:43.587	5:45.207	11:35.820		

9 Andreas Stucki (C) Renault Clio Cup
 STUCKI MOTORSPORT

N°	In Day Time	In Time	Out Time	Pit Time	T. Pit Time	Handicap	Penalty
1	16:25:48.518	16:25:48.518	16:31:43.386	5:54.868	5:54.868		
2	16:41:52.491	16:41:52.491	16:45:46.290	3:53.799	9:48.667		

10 Lorenzo Nicoli (A) Renault Clio Cup
 C PROGETTO E20 MOTORSPORT

N°	In Day Time	In Time	Out Time	Pit Time	T. Pit Time	Handicap	Penalty
1	16:19:35.066	16:19:35.066	16:22:43.100	3:08.034	3:08.034		
2	16:25:01.098	16:25:01.098	16:28:17.937	3:16.839	6:24.873		
3	16:42:02.801	16:42:02.801	16:46:00.714	3:57.913	10:22.786		

12 Gabriele Torelli (A) Renault Clio Cup
 FARO RACING

N°	In Day Time	In Time	Out Time	Pit Time	T. Pit Time	Handicap	Penalty
1	16:25:38.917	16:25:38.917	16:30:42.864	5:03.947	5:03.947		
2	16:42:38.125	16:42:38.125	16:45:58.447	3:20.322	8:24.269		

13 Yeraly Ospanov (A-B) Renault Clio Cup
 C MILAN COMPETITION

N°	In Day Time	In Time	Out Time	Pit Time	T. Pit Time	Handicap	Penalty
1	16:25:10.823	16:25:10.823	16:32:10.933	7:00.110	7:00.110		

15 David Pouget (B-D) Renault Clio Cup
 GPA RACING

N°	In Day Time	In Time	Out Time	Pit Time	T. Pit Time	Handicap	Penalty
1	16:25:41.321	16:25:41.321	16:29:14.322	3:33.001	3:33.001		
2	16:40:43.780	16:40:43.780	16:45:59.664	5:15.884	8:48.885		

16 Lionel Viguier (B-C) Renault Clio Cup
 GD TB2S

N°	In Day Time	In Time	Out Time	Pit Time	T. Pit Time	Handicap	Penalty
1	16:24:02.094	16:24:02.094	16:32:59.902	8:57.808	8:57.808		
2	16:40:48.655	16:40:48.655	16:46:02.916	5:14.261	14:12.069		

17 Daniele Pasquali (A-C) Renault Clio Cup
 C CAAL RACING

N°	In Day Time	In Time	Out Time	Pit Time	T. Pit Time	Handicap	Penalty
1	16:16:16.602	16:16:16.602	16:18:37.566	2:20.964	2:20.964		
2	16:24:30.286	16:24:30.286	16:29:18.076	4:47.790	7:08.754		
3	16:41:04.530	16:41:04.530	16:45:55.884	4:51.354	12:00.108		

19 Paolo Maria Silvestrini (A) Renault Clio Cup
 PROGETTO E20 MOTORSPORT

N°	In Day Time	In Time	Out Time	Pit Time	T. Pit Time	Handicap	Penalty
1	16:21:46.279	16:21:46.279	16:28:18.948	6:32.669	6:32.669		
2	16:42:39.702	16:42:39.702	16:46:30.415	3:50.713	10:23.382		

21 Stephan Polderman (B-D) Renault Clio Cup
 GD CHEFO SPORT

N°	In Day Time	In Time	Out Time	Pit Time	T. Pit Time	Handicap	Penalty
1	16:26:12.452	16:26:12.452	16:28:09.411	1:56.959	1:56.959		
2	16:42:04.037	16:42:04.037	16:45:53.389	3:49.352	5:46.311		

27 Filippo Berto (A) Renault Clio Cup
 C OREGON TEAM

N°	In Day Time	In Time	Out Time	Pit Time	T. Pit Time	Handicap	Penalty
1	16:16:02.621	16:16:02.621	16:17:56.546	1:53.925	1:53.925		
2	16:25:59.283	16:25:59.283	16:28:56.824	2:57.541	4:51.466		
3	16:42:34.120	16:42:34.120	16:46:14.948	3:40.828	8:32.294		

38 Alessio Alcidi (A-C) Renault Clio Cup
 C CAAL RACING

N°	In Day Time	In Time	Out Time	Pit Time	T. Pit Time	Handicap	Penalty
1	16:25:50.517	16:25:50.517	16:29:16.324	3:25.807	3:25.807		
2	16:40:49.706	16:40:49.706	16:45:54.787	5:05.081	8:30.888		

40 Alessandro Sebast Scalera (A) Renault Clio Cup
 GD MILAN COMPETITION

N°	In Day Time	In Time	Out Time	Pit Time	T. Pit Time	Handicap	Penalty
1	16:16:31.189	16:16:31.189	16:18:06.242	1:35.053	1:35.053		
2	16:26:07.898	16:26:07.898	16:28:26.020	2:18.122	3:53.175		
3	16:42:11.674	16:42:11.674	16:46:09.957	3:58.283	7:51.458		

42 Alonso (C) - Alonso (C) Renault Clio Cup
 C GPA RACING

N°	In Day Time	In Time	Out Time	Pit Time	T. Pit Time	Handicap	Penalty
1	16:26:21.906	16:26:21.906	16:29:11.485	2:49.579	2:49.579		
2	16:42:06.509	16:42:06.509	16:46:12.599	4:06.090	6:55.669		

46 "DUE" (A) Renault Clio Cup
 GD OREGON TEAM

N°	In Day Time	In Time	Out Time	Pit Time	T. Pit Time	Handicap	Penalty
1	16:20:10.129	16:20:10.129	16:21:47.484	1:37.355	1:37.355		
2	16:26:04.736	16:26:04.736	16:28:48.769	2:44.033	4:21.388		
3	16:42:37.000	16:42:37.000	16:46:10.890	3:33.890	7:55.278		

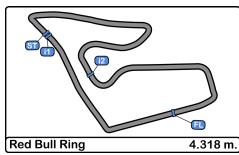
50 Nicolas Milan (B-D) Renault Clio Cup
 MILAN COMPETITION

N°	In Day Time	In Time	Out Time	Pit Time	T. Pit Time	Handicap	Penalty
1	16:25:06.689	16:25:06.689	16:31:13.385	6:06.696	6:06.696		
2	16:40:56.877	16:40:56.877	16:46:39.652	5:42.775	11:49.471		

55 René Steenmetz (B-D) Renault Clio Cup
 GD CHEFO SPORT

N°	In Day Time	In Time	Out Time	Pit Time	T. Pit Time	Handicap	Penalty
1	16:17:54.691	16:17:54.691	16:21:04.620	3:09.929	3:09.929		
2	16:25:18.966	16:25:18.966	16:27:56.692	2:37.726	5:47.655		
3	16:41:55.051	16:41:55.051	16:46:45.866	4:50.815	10:38.470		





Red Bull Ring
Clio Cup Europe
Collective Test pre-event
Pit Stop Analysis



69 Quinto Stefana (A) Renault Clio Cup
 GD OREGON TEAM

N°	In Day Time	In Time	Out Time	Pit Time	T. Pit Time	Handicap	Penalty
1	16:16:15.002	16:16:15.002	16:18:35.437	2:20.435	2:20.435		
2	16:27:47.167	16:27:47.167	16:30:51.980	3:04.813	5:25.248		
3	16:40:32.032	16:40:32.032	16:46:08.745	5:36.713	11:01.961		

72 Kevin Jimenez (B-D) Renault Clio Cup
 C GPA RACING

N°	In Day Time	In Time	Out Time	Pit Time	T. Pit Time	Handicap	Penalty
1	16:25:51.644	16:25:51.644	16:29:15.181	3:23.537	3:23.537		
2	16:40:33.319	16:40:33.319	16:45:56.915	5:23.596	8:47.133		

73 Sandro Cutini (A) Renault Clio Cup
 C PROTEAM RACE

N°	In Day Time	In Time	Out Time	Pit Time	T. Pit Time	Handicap	Penalty
1	16:24:13.054	16:24:13.054	16:28:06.443	3:53.389	3:53.389		
2	16:42:33.200	16:42:33.200	16:46:19.872	3:46.672	7:40.061		

76 Massimiliano Danetti (A) Renault Clio Cup
 PMA MOTORSPORT

N°	In Day Time	In Time	Out Time	Pit Time	T. Pit Time	Handicap	Penalty
1	16:25:25.318	16:25:25.318	16:28:43.938	3:18.620	3:18.620		
2	16:36:40.314	16:36:40.314	16:38:29.407	1:49.093	5:07.713		
3	16:40:42.079	16:40:42.079	16:46:06.588	5:24.509	10:32.222		

87 Felice Jelmini (A) Renault Clio Cup
 PMA MOTORSPORT

N°	In Day Time	In Time	Out Time	Pit Time	T. Pit Time	Handicap	Penalty
1	16:19:14.314	16:19:14.314	16:28:31.647	9:17.333	9:17.333		
2	16:41:57.970	16:41:57.970	16:46:05.830	4:07.860	13:25.193		

88 HORN (B-D) Renault Clio Cup
 GD GPA RACING

N°	In Day Time	In Time	Out Time	Pit Time	T. Pit Time	Handicap	Penalty
1	16:24:08.769	16:24:08.769	16:29:09.170	5:00.401	5:00.401		
2	16:41:02.753	16:41:02.753	16:46:01.991	4:59.238	9:59.639		

91 Michele Puccetti () Renault Clio Cup
 FARO RACING

N°	In Day Time	In Time	Out Time	Pit Time	T. Pit Time	Handicap	Penalty
1	16:25:53.550	16:25:53.550	16:30:44.102	4:50.552	4:50.552		
2	16:42:43.630	16:42:43.630	16:46:35.694	3:52.064	8:42.616		

102 Andrea Argenti (A) Renault Clio Cup
 GD SI RACING TEAM

N°	In Day Time	In Time	Out Time	Pit Time	T. Pit Time	Handicap	Penalty
1	16:26:24.046	16:26:24.046	16:28:47.739	2:23.693	2:23.693		
2	16:42:41.554	16:42:41.554	16:46:16.998	3:35.444	5:59.137		

125 Jerzy Spinkiewicz (B-C) Renault Clio Cup
 C UNIQ RACING

N°	In Day Time	In Time	Out Time	Pit Time	T. Pit Time	Handicap	Penalty
1	16:20:11.834	16:20:11.834	16:28:22.271	8:10.437	8:10.437		
2	16:39:57.088	16:39:57.088	16:46:25.784	6:28.696	14:39.133		

161 Gustavo Sandrucci (A) Renault Clio Cup
 PROGETTO E20 MOTORSPORT

N°	In Day Time	In Time	Out Time	Pit Time	T. Pit Time	Handicap	Penalty
1	16:12:03.093	16:12:03.093	16:14:57.045	2:53.952	2:53.952		
2	16:24:26.373	16:24:26.373	16:28:16.941	3:50.568	6:44.520		

213 Antonio Herrerias Renault Clio Cup
 CHEFO SPORT

N°	In Day Time	In Time	Out Time	Pit Time	T. Pit Time	Handicap	Penalty
1	16:26:02.457	16:26:02.457	16:28:33.989	2:31.532	2:31.532		
2	16:42:15.740	16:42:15.740	16:46:04.069	3:48.329	6:19.861		

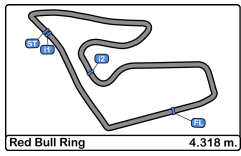
216 Samuel Pineda Renault Clio Cup
 CHEFO SPORT

N°	In Day Time	In Time	Out Time	Pit Time	T. Pit Time	Handicap	Penalty
1	16:02:41.172	16:02:41.172	16:03:24.959	43.787	43.787		
2	16:24:34.105	16:24:34.105	16:28:14.536	3:40.431	4:24.218		
3	16:42:00.301	16:42:00.301	16:45:52.500	3:52.199	8:16.417		

333 Perucca Orfei - Cesarano Renault Clio Cup
 PRESS LEAGUE BY OREGON TEAM

N°	In Day Time	In Time	Out Time	Pit Time	T. Pit Time	Handicap	Penalty
1	16:25:37.647	16:25:37.647	16:31:19.763	5:42.116	5:42.116		
2	16:42:13.856	16:42:13.856	16:46:33.531	4:19.675	10:01.791		





Red Bull Ring
Clio Cup Europe
Collective Test pre-event
Weather Report



Air Temperature

