

Red Bull Ring
Clio Cup Series
Collective Test 2

CLIO CUP

SERIES

Provisional Results

Clas	Nº	Driver	Nat	Cat	Clas	Team	Nat	Class	Clas	Laps	Best	Time	Gap	Interval	Km/h
1	12	Gabriele Torelli	ITA			Rangoni Corse	ITA	EUR & MID	1	16	13	1:49.518			142.2
2	1	Anthony Jurado	FRA			Milan Competition	FRA	EUR & MID	2	13	5	1:49.890	0.372	0.372	141.7
3	15	David Pouget	FRA			GPA Racing	FRA	EUR & FRA	1	17	7	1:50.052	0.534	0.162	141.5
4	101	Tomas Pekar	CZE			Carpek Racing	CZE	EUR & MID	3	16	7	1:50.060	0.542	0.008	141.5
5	91	Luca Franca	ITA	RAC	1	MC Motortechnica	ITA	EUR & ITA	1	16	9	1:50.074	0.556	0.014	141.4
6	21	Stephan Polderman	NLD	RAC	2	AST Competition	ESP	EUR & MID	4	15	5	1:50.164	0.646	0.090	141.3
7	107	Cristian Ricciarini	ITA			ESSECORSE	ITA	EUR & ITA	2	16	5	1:50.170	0.652	0.006	141.3
8	82	Jacopo Giuseppe Cimenos	ITA	CHA	1	ESSECORSE	ITA	EUR & ITA	3	17	11	1:50.182	0.664	0.012	141.3
9	199	Alejandro Schimpf	ESP	CHA	2	AST Competition	ESP	EUR & ESP	1	14	5	1:50.254	0.736	0.072	141.2
10	125	Jerzy Spinkiewicz	POL			UNIQ Racing	POL	EUR & ITA	4	16	10	1:50.286	0.768	0.032	141.2
11	116	Giacomo Trebbi	ITA	CHA	3	MC Motortechnica	ITA	ITA	1	17	15	1:50.306	0.788	0.020	141.1
12	27	Federico Danova	ITA	CHA	4	ESSECORSE	ITA	ITA	2	16	13	1:50.427	0.909	0.121	141.0
13	211	Nikola Miljkovic	SRB	CHA	5	Tempo Racing Team	SRB	EUR & MID	5	16	5	1:50.466	0.948	0.039	140.9
14	84	Mattia Lancellotti	ITA	CHA	6	Faro Racing	ITA	EUR & ITA	5	14	9	1:50.494	0.976	0.028	140.9
15	30	Alex Lancellotti	ITA	RAC	3	Faro Racing	ITA	EUR & ITA	6	17	16	1:50.501	0.983	0.007	140.9
16	4	Julien Baziret	FRA	CHA	7	Baziret Sport	FRA	EUR & MID	6	17	11	1:50.538	1.020	0.037	140.8
17	109	Francesco Savoia	ITA	CHA	8	PROGETTO E20	ITA	ITA	3	16	10	1:50.592	1.074	0.054	140.8
18	60	Leonardo Arduini	ITA	CHA	9	MC Motortechnica	ITA	EUR & ITA	7	16	7	1:50.594	1.076	0.002	140.8
19	113	Adrian Schimpf	ESP	CHA	10	AST Competition	ESP	EUR & ESP	2	14	5	1:50.677	1.159	0.083	140.7
20	19	Gianalberto Coldani	ITA	CHA	11	MC Motortechnica	ITA	ITA	4	16	15	1:50.756	1.238	0.079	140.6
21	5	Nicolas Milan	FRA			Milan Competition	FRA	EUR & FRA	2	12	4	1:50.939	1.421	0.183	140.3
22	69	Quinto Stefana	ITA	RAC	4	Milan Competition	FRA	EUR	1	17	11	1:51.028	1.510	0.089	140.2
23	95	Adam Sascha	ITA	CHA	12	SEVENHILLS	ITA	ITA	5	17	16	1:51.128	1.610	0.100	140.1
24	9	Andreas Stucki	CHE			Stucki Motorsport	CHE	MID	1	16	12	1:51.142	1.624	0.014	140.1
25	55	René Steemetz	NLD	RAC	5	AST Competition	ESP	EUR & MID	7	16	10	1:51.146	1.628	0.004	140.1
26	122	Ludovico Longoni	ITA	CHA	13	MC Motortechnica	ITA	EUR & ITA	8	16	15	1:51.176	1.658	0.030	140.0
27	100	Filip Sandstroms	SWE	CHA	14	Carpek Racing	CZE	MID	2	16	7	1:51.375	1.857	0.199	139.8
28	121	Davide Gaggianesi	ITA	RAC	6	Faro Racing	ITA	ITA	6	16	12	1:51.377	1.859	0.002	139.8
29	118	Francesco Pagano	ITA	CHA	15	Costa Ovest	ITA	ITA	7	16	6	1:51.414	1.896	0.037	139.7
30	105	Alessandro Brigatti	ITA	CHA	16	PROGETTO E20	ITA	ITA	8	11	2	1:51.537	2.019	0.123	139.6
31	73	Sandro Cutini	ITA	RAC	7	Faro Racing	ITA	ITA	9	15	8	1:51.604	2.086	0.067	139.5
32	99	Guillaume Maio	FRA	CHA	17	GM Sport	FRA	EUR & MID	8	16	9	1:51.604	2.086	0.000	139.5
33	16	Lionel Viguier	FRA	RAC	8	T2CM	FRA	EUR & FRA	3	14	12	1:51.796	2.278	0.192	139.3
34	103	Francesco Miotto	ITA	CHA	18	PROGETTO E20	ITA	ITA	10	12	10	1:52.032	2.514	0.236	139.0
35	53	Due	ITA	RAC	9	Oregon Team	ITA	ITA	11	16	7	1:52.058	2.540	0.026	138.9
36	3	Daniel Nyffeler	CHE	CHA	19	Stucki Motorsport	CHE	MID	3	17	8	1:52.144	2.626	0.086	138.8
37	39	Alessandro Alcidi	ITA	RAC	10	Tuder Motorsport	ITA	ITA	12	14	13	1:52.228	2.710	0.084	138.7
38	38	Alessio Alcidi	ITA	CHA	20	Tuder Motorsport	ITA	ITA	13	16	7	1:52.619	3.101	0.391	138.2
39	17	Daniele Pasquali	ITA	RAC	11	Tuder Motorsport	ITA	EUR & ITA	9	17	9	1:53.511	3.993	0.892	137.1
40	75	Miranda Cordoba Eduardo	JAM	CHA	21	UNIQ Racing	POL	MID	4	15	11	1:54.100	4.582	0.589	136.4
41	14	Udo Brunner	DEU	RAC	12	LCB Racing	DEU	EUR	2	16	13	1:57.765	8.247	3.665	132.2

*** PENALTIES**

CARS #1 - #3 - #4 - #5 - #9 - #12 - #14 - #15 - #16 - #17 - #19 - #21 - #27 - #30 - #38 - #39 - #53 - #55 - #60 - #69 SOME LAP TIMES DELETED DUE TRACK LIMITS

CARS #73 - #75 - #82 - #84 - #91 - #95 - #99 - #101 - #103 - #105 - #107 - #109 - #113 - #116 - #118 - #121 - #122 SOME LAP TIMES DELETED DUE TRACK LIMITS

CARS #125 - #199 - #211 SOME LAP TIMES DELETED DUE TRACK LIMITS

Published at:.....

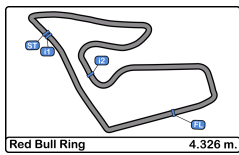
Track Temp: **38.5 °C** Air Temp: **24.3 °C** Humidity: **46 %** Track Status: **DRY**

Race Director:

Timekeeper:

Luis Garcia
 JOB-1605-ESP/M





Red Bull Ring
Clio Cup Series
Collective Test 2

CLIO CUP SERIES

Provisional Results by Category

RAC														
Clas	Nº	Driver	Nat	Cat	Clas	Team	Nat	Group	Laps	Best	Time	Gap	Interval	Km/h
1	91	Luca Franca	ITA	RAC	1	MC Motortechnica	ITA	EUR & ITA	16	9	1:50.074			141.4
2	21	Stephan Polderman	NLD	RAC	2	AST Competition	ESP	EUR & MID	15	5	1:50.164	0.090	0.090	141.3
3	30	Alex Lancellotti	ITA	RAC	3	Faro Racing	ITA	EUR & ITA	17	16	1:50.501	0.427	0.337	140.9
4	69	Quinto Stefana	ITA	RAC	4	Milan Competition	FRA	EUR	17	11	1:51.028	0.954	0.527	140.2
5	55	René Steemetz	NLD	RAC	5	AST Competition	ESP	EUR & MID	16	10	1:51.146	1.072	0.118	140.1
6	121	Davide Gaggianesi	ITA	RAC	6	Faro Racing	ITA	ITA	16	12	1:51.377	1.303	0.231	139.8
7	73	Sandro Cutini	ITA	RAC	7	Faro Racing	ITA	ITA	15	8	1:51.604	1.530	0.227	139.5
8	16	Lionel Viguier	FRA	RAC	8	T2CM	FRA	EUR & FRA	14	12	1:51.796	1.722	0.192	139.3
9	53	Due	ITA	RAC	9	Oregon Team	ITA	ITA	16	7	1:52.058	1.984	0.262	138.9
10	39	Alessandro Alcidi	ITA	RAC	10	Tuder Motorsport	ITA	ITA	14	13	1:52.228	2.154	0.170	138.7
11	17	Daniele Pasquali	ITA	RAC	11	Tuder Motorsport	ITA	EUR & ITA	17	9	1:53.511	3.437	1.283	137.1
12	14	Udo Brunner	DEU	RAC	12	LCB Racing	DEU	EUR	16	13	1:57.765	7.691	4.254	132.2

CHA														
Clas	Nº	Driver	Nat	Cat	Clas	Team	Nat	Group	Laps	Best	Time	Gap	Interval	Km/h
1	82	Jacopo Giuseppe Cimenès	ITA	CHA	1	ESSECORSE	ITA	EUR & ITA	17	11	1:50.182			141.3
2	199	Alejandro Schimpf	ESP	CHA	2	AST Competition	ESP	EUR & ESP	14	5	1:50.254	0.072	0.072	141.2
3	116	Giacomo Trebbi	ITA	CHA	3	MC Motortechnica	ITA	ITA	17	15	1:50.306	0.124	0.052	141.1
4	27	Federico Danova	ITA	CHA	4	ESSECORSE	ITA	ITA	16	13	1:50.427	0.245	0.121	141.0
5	211	Nikola Milijkovic	SRB	CHA	5	Tempo Racing Team	SRB	EUR & MID	16	5	1:50.466	0.284	0.039	140.9
6	84	Mattia Lancellotti	ITA	CHA	6	Faro Racing	ITA	EUR & ITA	14	9	1:50.494	0.312	0.028	140.9
7	4	Julien Baziret	FRA	CHA	7	Baziret Sport	FRA	EUR & MID	17	11	1:50.538	0.356	0.044	140.8
8	109	Francesco Savoia	ITA	CHA	8	PROGETTO E20	ITA	ITA	16	10	1:50.592	0.410	0.054	140.8
9	60	Leonardo Arduini	ITA	CHA	9	MC Motortechnica	ITA	EUR & ITA	16	7	1:50.594	0.412	0.002	140.8
10	113	Adrian Schimpf	ESP	CHA	10	AST Competition	ESP	EUR & ESP	14	5	1:50.677	0.495	0.083	140.7
11	19	Gianalberto Coldani	ITA	CHA	11	MC Motortechnica	ITA	ITA	16	15	1:50.756	0.574	0.079	140.6
12	95	Adam Sascha	ITA	CHA	12	SEVENHILLS	ITA	ITA	17	16	1:51.128	0.946	0.372	140.1
13	122	Ludovico Longoni	ITA	CHA	13	MC Motortechnica	ITA	EUR & ITA	16	15	1:51.176	0.994	0.048	140.0
14	100	Filip Sandstroms	SWE	CHA	14	Carpek Racing	CZE	MID	16	7	1:51.375	1.193	0.199	139.8
15	118	Francesco Pagano	ITA	CHA	15	Costa Ovest	ITA	ITA	16	6	1:51.414	1.232	0.039	139.7
16	105	Alessandro Brigatti	ITA	CHA	16	PROGETTO E20	ITA	ITA	11	2	1:51.537	1.355	0.123	139.6
17	99	Guillaume Maio	FRA	CHA	17	GM Sport	FRA	EUR & MID	16	9	1:51.604	1.422	0.067	139.5
18	103	Francesco Miotto	ITA	CHA	18	PROGETTO E20	ITA	ITA	12	10	1:52.032	1.850	0.428	139.0
19	3	Daniel Nyffeler	CHE	CHA	19	Stucki Motorsport	CHE	MID	17	8	1:52.144	1.962	0.112	138.8
20	38	Alessio Alcidi	ITA	CHA	20	Tuder Motorsport	ITA	ITA	16	7	1:52.619	2.437	0.475	138.2
21	75	Miranda Cordoba Eduardo	PER	CHA	21	UNIQU Racing	POL	MID	15	11	1:54.100	3.918	1.481	136.4

Clas	Nº	Driver	Nat	Cat	Clas	Team	Nat	Group	Laps	Best	Time	Gap	Interval	Km/h
1	12	Gabriele Torelli	ITA			Rangoni Corse	ITA	EUR & MID	16	13	1:49.518			142.2
2	1	Anthony Jurado	FRA			Milan Competition	FRA	EUR & MID	13	5	1:49.890	0.372	0.372	141.7
3	15	David Pouget	FRA			GPA Racing	FRA	EUR & FRA	17	7	1:50.052	0.534	0.162	141.5
4	101	Tomas Pekar	CZE			Carpek Racing	CZE	EUR & MID	16	7	1:50.060	0.542	0.008	141.5
5	107	Cristian Ricciarini	ITA			ESSECORSE	ITA	EUR & ITA	16	5	1:50.170	0.652	0.110	141.3
6	125	Jerzy Spinkiewicz	POL			UNIQU Racing	POL	EUR & ITA	16	10	1:50.286	0.768	0.116	141.2
7	5	Nicolas Milan	FRA			Milan Competition	FRA	EUR & FRA	12	4	1:50.939	1.421	0.653	140.3
8	9	Andreas Stucki	CHE			Stucki Motorsport	CHE	MID	16	12	1:51.142	1.624	0.203	140.1

*** PENALTIES**

CARS #1 - #3 - #4 - #5 - #9 - #12 - #14 - #15 - #16 - #17 - #19 - #21 - #27 - #30 - #38 - #39 - #53 - #55 - #60 - #69 SOME LAP TIMES DELETED DUE TRACK LIMITS
 CARS #73 - #75 - #82 - #84 - #91 - #95 - #99 - #101 - #103 - #105 - #107 - #109 - #113 - #116 - #118 - #121 - #122 SOME LAP TIMES DELETED DUE TRACK LIMITS
 CARS #125 - #199 - #211 SOME LAP TIMES DELETED DUE TRACK LIMITS

Published at:.....

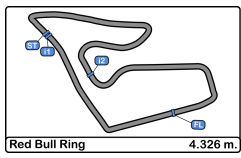
Track Temp: 38.5 °C Air Temp: 24.3 °C Humidity: 46 % Track Status: DRY

Race Director:

Timekeeper:

Luis Garcia
JOB-1605-ESP/M





Red Bull Ring
Clio Cup Series
Collective Test 2
Lap Analysis

CLIO CUP

SERIES

1 Anthony Jurado EUR & MID **5** Nicolas Milan EUR & FRA
 Milan Competition Milan Competition

Lap	D	Time	Sector 1	Sector 2	Sector 3	T. Spd	Elapsed	Lap	D	Time	Sector 1	Sector 2	Sector 3	T. Spd	Elapsed
1		13:02:31.618	13:01:04.231	51.678	35.709	156.9	13:02:31.618	1		13:02:37.070	13:01:08.758	53.005	35.307	157.2	13:02:37.070
2		1:51.495	28.054	49.260	34.181	185.2	13:04:23.113	2		1:57.309	32.577	49.707	35.025	169.5	13:04:34.379
3		1:50.986	27.573	48.819	34.594	186.2	13:06:14.099	3		1:54.205	28.248	48.736	34.221	181.5	13:06:25.584
4		2:04.140	27.579	50.203	46.358	185.2	13:08:18.239	4		1:50.939	27.962	48.696	34.281	182.4	13:08:16.523
5		1:49.890	27.622	48.047	34.221	185.5	13:10:08.129	5		1:50.658	27.979	48.589	34.090	183.3	13:10:07.181
6		1:53.528	28.253	50.614	34.661	160.9	13:12:01.657	6		1:52.889	28.116	50.570	34.203	161.4	13:12:00.070
7		1:49.570	27.588	48.016	33.966	185.2	13:13:51.227	7		1:51.713	28.026	48.585	35.102	181.8	13:13:51.783
8		1:52.964	29.341	49.214	34.409	180.9	13:15:44.191	8		1:51.169	28.049	48.669	34.451	180.9	13:15:42.952
9		1:49.918	27.667	48.245	34.006	185.2	13:17:34.109	9		2:14.598 P	28.308	51.775	54.515	181.5	13:17:57.550
10		2:22.705	27.837	1:11.120	43.748	183.0	13:19:56.814	10		3:28.217	1:57.786	54.742	35.689	140.6	13:21:25.767
11		1:50.744	27.854	48.411	34.446	180.9	13:21:47.525	11		1:55.595	31.517	49.413	34.665	180.0	13:23:21.362
12		1:50.429	27.945	48.224	34.260	180.3	13:23:37.954	12		3:56.648 P	28.257	2:32.794	55.597	177.6	13:27:18.010
13		2:16.690 P	32.452	53.220	51.018	159.7	13:25:54.644								

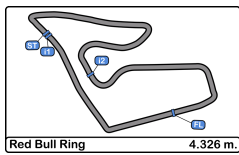
3 Daniel Nyffeler MID **9** Andreas Stucki MID
 CHA Stucki Motorsport

Lap	D	Time	Sector 1	Sector 2	Sector 3	T. Spd	Elapsed	Lap	D	Time	Sector 1	Sector 2	Sector 3	T. Spd	Elapsed
1		13:03:01.578	13:01:27.712	56.657	37.209	119.7	13:03:01.578	1		13:03:00.672	13:01:26.455	57.126	37.091	117.9	13:03:00.672
2		1:54.643	29.750	50.044	34.849	158.5	13:04:56.221	2		1:53.265	28.698	49.883	34.684	177.0	13:04:53.937
3		1:52.837	28.608	49.460	34.769	179.1	13:06:49.058	3		1:53.573	28.395	49.370	35.808	177.0	13:06:47.510
4		1:52.924	28.405	49.425	35.091	179.4	13:08:41.979	4		2:42.974	28.310	49.709	54.955	180.6	13:09:00.484
5		1:52.910	28.380	49.303	35.227	179.4	13:10:34.889	5		1:52.708	28.738	49.382	34.588	175.8	13:10:53.192
6		1:54.975	28.393	49.209	37.373	178.8	13:12:29.864	6		1:54.457	28.247	49.014	34.196	175.8	13:12:44.649
7		1:52.709	28.647	49.339	34.723	178.8	13:14:22.573	7		1:59.384 P	28.273	49.027	42.084	177.3	13:14:44.033
8		1:52.144	28.335	49.167	34.642	178.8	13:16:14.717	8		3:46.287	2:18.275	53.511	34.501	173.6	13:18:30.320
9		1:52.281	28.348	49.326	34.607	178.8	13:18:06.998	9		1:52.166	28.236	48.887	35.043	176.1	13:20:22.486
10		1:52.833	28.240	49.412	35.181	179.1	13:19:59.831	10		1:54.157	28.207	48.772	34.178	174.4	13:22:13.643
11		1:52.314	28.316	49.185	34.813	178.8	13:21:52.145	11		1:51.284	28.232	48.680	34.372	177.9	13:24:04.927
12		1:57.043	28.177	50.208	38.658	181.2	13:23:49.188	12		1:51.142	28.434	48.564	34.144	178.2	13:25:56.069
13		1:53.232	28.340	49.670	35.222	179.7	13:25:42.420	13		1:50.952	28.087	48.670	34.195	179.1	13:27:47.021
14		1:52.424	28.373	49.156	34.895	178.5	13:27:34.844	14		1:54.582	28.048	48.880	34.654	178.5	13:29:38.603
15		1:54.471	28.160	51.128	35.183	180.6	13:29:29.315	15		1:54.247	28.222	48.853	34.142	177.3	13:31:29.820
16		1:52.974	28.352	49.834	34.788	179.4	13:31:22.289	16		2:24.089 P	35.021	57.285	48.783	116.6	13:33:50.909
17		2:20.795 P	35.431	52.809	52.555	126.4	13:33:43.084								

4 Julien Baziret EUR & MID **12** Gabriele Torelli EUR & MID
 CHA Baziret Sport Rangoni Corse

Lap	D	Time	Sector 1	Sector 2	Sector 3	T. Spd	Elapsed	Lap	D	Time	Sector 1	Sector 2	Sector 3	T. Spd	Elapsed
1		13:02:29.742	13:01:00.603	53.578	35.561	151.6	13:02:29.742	1		13:03:36.268	13:02:07.828	52.986	35.454	161.6	13:03:36.268
2		1:52.548	28.407	49.949	34.192	176.4	13:04:22.290	2		1:52.053	28.615	49.318	34.120	179.7	13:05:28.321
3		1:51.025	27.885	48.897	34.243	185.5	13:06:13.315	3		1:50.286	27.768	48.632	33.886	182.1	13:07:18.607
4		1:50.870	27.849	48.846	34.175	182.7	13:08:04.185	4		1:49.955	27.587	48.586	33.782	182.4	13:09:08.562
5		1:52.945	29.597	49.139	34.209	172.8	13:09:57.130	5		1:49.873	27.685	48.480	33.708	181.8	13:10:58.435
6		1:50.884	27.742	48.976	34.166	183.3	13:11:48.014	6		1:49.817	27.682	48.369	33.766	181.8	13:12:48.252
7		1:51.155	27.737	49.197	34.221	183.0	13:13:39.169	7		1:49.748	27.640	48.297	33.811	182.1	13:14:38.000
8		1:50.731	27.649	48.912	34.170	184.9	13:15:29.900	8		1:49.807	27.715	48.373	33.719	181.5	13:16:27.807
9		1:51.030	27.901	48.792	34.337	183.0	13:17:20.930	9		1:49.970	27.705	48.489	33.776	180.9	13:18:17.777
10		1:51.694	28.199	49.473	34.022	175.6	13:19:12.624	10		1:56.038 P	27.732	48.272	40.034	180.9	13:20:13.815
11		1:50.538	27.632	48.854	34.052	185.2	13:21:03.162	11		1:49.146	2:27.104	1:05.862	36.180	98.3	13:24:22.961
12		1:53.829	27.779	49.012	37.038	182.7	13:22:56.991	12		1:49.972	27.689	48.349	33.934	181.8	13:26:12.933
13		1:51.231	27.775	49.223	34.233	182.4	13:24:48.222	13		1:49.518	27.640	48.163	33.715	181.5	13:28:02.451
14		1:50.971	27.822	48.948	34.201	179.4	13:26:39.193	14		1:49.896	27.626	48.327	33.943	182.1	13:29:52.347
15		1:52.117	27.835	50.047	34.235	181.5	13:28:31.310	15		1:49.922	27.727	48.381	33.814	181.2	13:31:42.269
16		1:58.497	27.975	53.695	36.827	180.9	13:30:29.807	16		2:26.244 P	31.031	58.638	56.575	133.3	13:34:08.513
17		2:18.588 P	28.809	51.584	58.195	160.0	13:32:48.395								





Red Bull Ring
Clio Cup Series
Collective Test 2
Lap Analysis

CLIO CUP

SERIES

14 Udo Brunner EUR **17** Daniele Pasquali EUR & ITA

RAC							LCB Racing		RAC		Tuder Motorsport				
Lap	D	Time	Sector 1	Sector 2	Sector 3	T. Spd	Elapsed	Lap	D	Time	Sector 1	Sector 2	Sector 3	T. Spd	Elapsed
1		13:03:11.237	13:01:27.331	1:01.922	41.984	113.8	13:03:11.237	1		13:02:45.701	13:01:16.472	53.085	36.144	163.6	13:02:45.701
2		2:02.868	30.607	52.986	39.275	175.8	13:05:14.105	2		1:55.334	28.894	50.578	35.862	179.1	13:04:41.035
3		2:01.476	29.967	52.616	38.893	175.6	13:07:15.581	3		1:55.192	29.042	50.464	35.686	177.3	13:06:36.227
4		2:06.727	30.098	57.730	38.899	157.4	13:09:22.308	4		1:55.075	28.801	50.477	35.797	177.3	13:08:31.302
5		2:04.799	30.016	54.277	40.506	175.0	13:11:27.107	5		1:56.521	28.524	51.305	36.692	178.2	13:10:27.823
6		2:05.618	30.717	54.298	40.603	173.9	13:13:32.725	6		1:54.932	28.808	50.631	35.493	178.5	13:12:22.755
7		2:08.635	29.553	53.692	45.390	174.1	13:15:41.360	7		1:53.499	28.522	49.925	35.052	179.4	13:14:16.254
8		2:03.806	31.303	53.532	38.971	153.4	13:17:45.166	8		1:53.851	28.550	50.226	35.075	178.5	13:16:10.105
9		2:01.287	29.897	52.166	39.224	175.8	13:19:46.453	9		1:53.511	28.298	50.160	35.053	178.5	13:18:03.616
10		2:00.219	29.873	52.186	38.160	175.6	13:21:46.672	10		2:00.325	28.768	50.992	40.565	177.9	13:20:03.941
11		1:58.900	29.276	51.577	38.047	176.7	13:23:45.572	11		2:04.401	31.913	56.946	35.542	152.5	13:22:08.342
12		1:59.279	29.199	52.700	37.380	177.0	13:25:44.851	12		1:55.957	28.757	50.549	36.651	176.7	13:24:04.299
13		1:57.765	29.309	51.101	37.355	175.8	13:27:42.616	13		1:56.394	30.883	50.151	35.357	174.7	13:26:00.690
14		1:59.284	29.420	51.392	38.469	174.7	13:29:41.897	14		1:54.152	28.944	50.105	35.103	177.0	13:27:54.842
15		1:58.496	29.655	51.434	37.107	177.3	13:31:40.093	15		1:53.945	28.799	50.032	35.114	177.3	13:29:48.787
16		2:25.919 P	30.116	1:00.336	55.467	128.1	13:34:06.012	16		1:53.611	28.545	49.914	35.152	177.0	13:31:42.398
								17		2:30.071 P	34.944	58.884	56.243	118.0	13:34:12.469

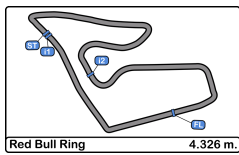
15 David Pouget EUR & FRA **19** Gianalberto Coldani ITA

GPA Racing							CHA		MC Motortecnica						
Lap	D	Time	Sector 1	Sector 2	Sector 3	T. Spd	Elapsed	Lap	D	Time	Sector 1	Sector 2	Sector 3	T. Spd	Elapsed
1		13:02:28.982	13:01:00.947	52.553	35.482	150.4	13:02:28.982	1		13:02:40.584	13:00:38.757	55.378	36.446	161.4	13:02:10.581
2		1:52.418	28.991	49.012	34.415	181.8	13:04:21.400	2		1:53.444	28.191	50.666	34.587	181.2	13:04:04.025
3		1:50.682	28.004	48.584	34.094	180.6	13:06:12.082	3		1:51.983	27.984	49.376	34.623	180.6	13:05:56.008
4		1:50.932	27.866	48.487	34.579	181.8	13:08:03.014	4		1:53.904	28.009	51.530	34.365	180.9	13:07:49.912
5		1:50.784	27.965	48.523	34.296	181.5	13:09:53.798	5		2:00.122	30.579	54.709	34.834	158.1	13:09:50.034
6		1:54.720	30.509	49.897	34.314	141.9	13:11:48.518	6		1:51.983	28.020	49.336	34.627	179.7	13:11:42.017
7		1:50.052	27.387	48.484	34.181	187.1	13:13:38.570	7		1:51.826	27.952	49.420	34.454	180.6	13:13:33.843
8		1:51.110	27.818	49.007	34.285	182.7	13:15:29.680	8		2:03.900	29.405	59.726	34.769	175.6	13:15:37.743
9		1:52.119	27.958	49.515	34.646	175.8	13:17:21.799	9		2:02.498 P	27.795	51.646	43.057	181.2	13:17:40.241
10		1:50.439	27.707	48.560	34.172	183.6	13:19:12.238	10		3:47.120	2:18.661	49.851	38.608	177.9	13:21:27.361
11		1:50.444	27.868	48.524	34.049	181.2	13:21:02.679	11		1:51.259	28.034	49.111	34.114	181.8	13:23:18.620
12		1:52.874	27.879	49.200	35.792	180.6	13:22:55.550	12		1:51.006	27.676	49.123	34.206	182.1	13:25:09.625
13		1:50.368	27.705	48.393	34.270	183.0	13:24:45.918	13		1:51.356	27.686	48.924	34.746	179.1	13:27:00.981
14		1:50.528	27.758	48.532	34.238	180.9	13:26:36.446	14		1:51.596	28.076	51.443	35.076	180.6	13:28:55.576
15		1:51.752	27.755	49.419	34.578	180.6	13:28:28.198	15		1:50.756	27.790	48.750	34.216	181.5	13:30:46.332
16		1:50.518	27.631	48.419	34.468	183.3	13:30:18.716	16		2:21.519 P	31.685	56.169	53.665	142.8	13:33:07.851
17		2:27.546 P	33.298	56.690	57.558	139.8	13:32:46.262								

16 Lionel Viguier EUR & FRA

RAC							T2CM	
Lap	D	Time	Sector 1	Sector 2	Sector 3	T. Spd	Elapsed	
1		13:02:29.549	13:00:57.546	55.591	36.412	108.1	13:02:29.549	
2		1:54.684	29.644	50.383	34.557	180.6	13:04:24.133	
3		1:52.216	28.303	49.254	34.659	180.9	13:06:16.349	
4		1:51.522	28.037	49.022	34.463	181.8	13:08:07.871	
5		1:51.618	28.285	49.159	34.174	183.9	13:09:59.489	
6		1:51.513	28.029	49.023	34.461	181.8	13:11:51.002	
7		1:51.517	28.284	48.963	34.270	179.1	13:13:42.519	
8		1:59.952 P	27.915	49.108	42.929	182.7	13:15:42.471	
9		4:00.720	2:36.468	49.465	34.787	177.6	13:19:43.191	
10		1:52.087	28.415	49.117	34.555	180.6	13:21:35.278	
11		1:51.587	27.988	48.748	34.851	181.5	13:23:26.865	
12		1:51.796	28.191	48.920	34.685	181.5	13:25:18.661	
13		1:51.679	28.024	48.813	34.842	180.3	13:27:10.340	
14		2:09.208 P	29.798	49.842	49.568	178.2	13:29:19.548	





Red Bull Ring
Clio Cup Series
Collective Test 2
Lap Analysis

CLIO CUP

SERIES

21

Stephan Polderman

EUR & MID 30

Alex Lancellotti

EUR & ITA

RAC AST Competition RAC Faro Racing

Lap D	Time	Sector 1	Sector 2	Sector 3	T. Spd	Elapsed	Lap D	Time	Sector 1	Sector 2	Sector 3	T. Spd	Elapsed
1	13:03:35.937	13:01:32.355	1:08.997	54.585	121.6	13:03:35.937	1	13:02:17.225	13:00:47.078	53.860	36.287	150.6	13:02:17.225
2	1:55.615	30.992	50.186	34.437	171.1	13:05:31.552	2	1:53.721	28.802	50.291	34.628	179.4	13:04:10.946
3	1:51.536	27.869	49.400	34.267	183.3	13:07:23.088	3	2:01.131 P	28.167	51.971	40.993	180.0	13:06:12.077
4	1:51.004	27.757	49.006	34.241	183.3	13:09:14.092	4	3:14.875	1:48.845	50.757	35.273	169.8	13:09:26.952
5	1:50.164	27.604	48.562	33.998	183.9	13:11:04.256	5	1:51.817	28.179	49.250	34.388	180.0	13:11:18.769
6	1:50.910	27.637	48.968	34.305	183.6	13:12:55.166	6	1:52.154	28.282	48.961	34.908	178.2	13:13:10.920
7	1:50.669	27.579	48.837	34.253	184.3	13:14:45.835	7	1:51.158	28.105	48.806	34.247	181.5	13:15:02.078
8	2:01.336 P	27.680	49.051	44.605	184.9	13:16:47.171	8	1:51.108	27.814	48.658	34.636	181.5	13:16:53.186
9	2:40.920	1:15.031	51.485	34.404	164.3	13:19:28.091	9	1:50.474	27.938	48.514	34.019	180.3	13:18:43.657
10	1:50.734	27.614	48.697	34.423	184.3	13:21:18.825	10	1:58.680	27.655	51.289	39.736	181.8	13:20:42.337
11	1:57.802	29.723	53.059	35.020	161.9	13:23:16.627	11	1:51.194	27.890	49.220	34.084	180.9	13:22:33.531
12	1:53.849	27.726	51.543	34.580	183.3	13:25:10.476	12	1:50.904	27.845	48.844	34.215	179.7	13:24:24.435
13	1:51.605	27.990	48.860	34.755	181.8	13:27:02.081	13	1:51.144	27.754	48.854	34.506	180.3	13:26:15.549
14	1:51.984	27.701	49.886	34.397	184.6	13:28:54.065	14	1:50.329	27.686	48.730	33.913	181.8	13:28:05.878
15	2:08.877 P	30.037	49.092	49.748	156.7	13:31:02.942	15	1:50.676	27.729	48.956	33.991	180.6	13:29:56.554
16							16	1:50.501	27.865	48.688	33.948	180.9	13:31:47.055
17							17	2:23.425 P	30.089	55.316	58.020	159.0	13:34:10.480

27

Federico Danova

ITA

CHA ESSECORSE

Lap D	Time	Sector 1	Sector 2	Sector 3	T. Spd	Elapsed	Lap D	Time	Sector 1	Sector 2	Sector 3	T. Spd	Elapsed
1	13:02:40.027	13:01:12.568	52.189	35.270	167.4	13:02:40.027	1	13:02:44.470	13:01:15.273	53.120	36.077	165.6	13:02:44.470
2	1:51.612	28.069	49.244	34.299	184.6	13:04:31.639	2	1:53.565	28.334	50.261	34.970	181.5	13:04:38.035
3	1:51.583	28.543	48.930	34.110	182.4	13:06:23.222	3	1:53.424	28.437	50.252	34.735	180.0	13:06:31.459
4	1:51.144	28.060	48.873	34.211	182.7	13:08:14.366	4	1:53.184	28.387	50.096	34.701	180.0	13:08:24.643
5	1:50.814	27.894	48.775	34.145	182.4	13:10:05.180	5	1:52.854	28.280	49.928	34.646	179.4	13:10:17.497
6	1:50.784	27.997	48.784	34.003	182.7	13:11:55.964	6	2:00.665	28.388	53.150	39.127	179.1	13:12:18.162
7	1:51.783	27.764	48.956	35.063	184.3	13:13:47.747	7	1:52.619	28.154	49.723	34.742	181.2	13:14:10.781
8	1:53.280	28.202	49.838	35.240	183.0	13:15:41.027	8	2:22.811	31.555	1:10.957	40.299	151.0	13:16:33.592
9	1:51.449	28.433	48.731	34.285	179.7	13:17:32.476	9	1:57.282	29.569	53.012	34.701	179.4	13:18:30.874
10	1:51.723	28.313	48.882	34.528	178.5	13:19:24.199	10	1:52.253	28.155	49.373	34.725	180.6	13:20:23.127
11	1:51.068	28.068	48.845	34.155	181.5	13:21:15.267	11	1:52.167	28.173	49.366	34.628	180.9	13:22:15.294
12	1:50.770	27.964	48.750	34.056	181.8	13:23:06.037	12	2:40.434 P	29.401	53.912	47.118	144.1	13:24:25.725
13	1:50.427	27.767	48.670	33.990	182.4	13:24:56.464	13	3:33.132	2:07.586	50.557	34.989	163.1	13:27:58.857
14	1:50.640	27.820	48.733	34.087	182.7	13:26:47.104	14	1:54.773	28.400	50.036	36.337	178.2	13:29:53.630
15	1:53.767	28.258	51.436	34.073	168.7	13:28:40.871	15	1:52.659	28.198	49.745	34.716	179.1	13:31:46.289
16	2:06.102 P	28.789	51.722	45.591	146.5	13:30:46.973	16	2:28.415 P	32.903	57.870	57.642	132.3	13:34:14.704

38

Alessio Alcidi

ITA

CHA Tudor Motorsport

Lap D	Time	Sector 1	Sector 2	Sector 3	T. Spd	Elapsed
1	13:02:44.470	13:01:15.273	53.120	36.077	165.6	13:02:44.470
2	1:53.565	28.334	50.261	34.970	181.5	13:04:38.035
3	1:53.424	28.437	50.252	34.735	180.0	13:06:31.459
4	1:53.184	28.387	50.096	34.701	180.0	13:08:24.643
5	1:52.854	28.280	49.928	34.646	179.4	13:10:17.497
6	2:00.665	28.388	53.150	39.127	179.1	13:12:18.162
7	1:52.619	28.154	49.723	34.742	181.2	13:14:10.781
8	2:22.811	31.555	1:10.957	40.299	151.0	13:16:33.592
9	1:57.282	29.569	53.012	34.701	179.4	13:18:30.874
10	1:52.253	28.155	49.373	34.725	180.6	13:20:23.127
11	1:52.167	28.173	49.366	34.628	180.9	13:22:15.294
12	2:40.434 P	29.401	53.912	47.118	144.1	13:24:25.725
13	3:33.132	2:07.586	50.557	34.989	163.1	13:27:58.857
14	1:54.773	28.400	50.036	36.337	178.2	13:29:53.630
15	1:52.659	28.198	49.745	34.716	179.1	13:31:46.289
16	2:28.415 P	32.903	57.870	57.642	132.3	13:34:14.704

39

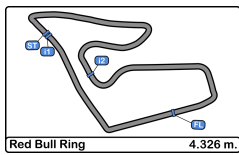
Alessandro Alcidi

ITA

RAC Tudor Motorsport

Lap D	Time	Sector 1	Sector 2	Sector 3	T. Spd	Elapsed
1	13:02:43.170	13:01:14.821	52.704	35.645	157.4	13:02:43.170
2	1:53.217	28.381	49.854	34.982	182.4	13:04:36.387
3	1:55.438	30.446	50.376	34.616	174.7	13:06:31.825
4	1:54.260	28.363	50.273	35.624	182.4	13:08:26.085
5	1:52.880	28.336	49.941	34.603	181.8	13:10:18.965
6	1:52.768	28.307	49.811	34.650	178.2	13:12:11.733
7	1:56.146	28.436	52.999	34.711	180.6	13:14:07.879
8	1:52.903	28.393	49.664	34.846	181.5	13:16:00.782
9	2:25.997 P	32.682	58.528	54.787	136.8	13:18:26.779
10	5:58.727	4:14.732	1:05.752	38.243	91.9	13:24:25.506
11	1:53.280	28.787	49.981	34.512	160.4	13:26:18.786
12	1:52.531	28.198	49.332	35.001	183.0	13:28:11.317
13	1:52.228	28.252	49.375	34.601	181.8	13:30:03.545
14	2:17.128 P	30.983	55.094	51.051	135.1	13:32:20.673





Red Bull Ring
Clio Cup Series
Collective Test 2
Lap Analysis

CLIO CUP

SERIES

53

Due

ITA **60**

Leonardo Arduini

EUR & ITA

RAC

Oregon Team

CHA

MC Motortecnica

Lap	D	Time	Sector 1	Sector 2	Sector 3	T. Spd	Elapsed	Lap	D	Time	Sector 1	Sector 2	Sector 3	T. Spd	Elapsed
1		13:02:12.120	13:00:39.606	55.278	37.236	161.4	13:02:12.120	1		13:02:09.906	13:00:38.055	55.101	36.750	165.8	13:02:09.906
2		1:52.824	28.799	50.177	34.848	179.4	13:04:05.944	2		1:52.216	28.228	49.669	34.319	181.5	13:04:02.122
3		1:52.234	28.214	49.383	34.637	181.8	13:05:58.178	3		1:51.394	27.945	49.157	34.292	182.4	13:05:53.516
4		1:52.313	28.210	49.542	34.561	181.5	13:07:50.491	4		1:51.221	28.118	48.716	34.387	181.5	13:07:44.737
5		1:52.460	28.490	49.293	34.677	180.0	13:09:42.951	5		1:51.134	28.032	48.940	34.162	179.7	13:09:35.871
6		1:54.154	28.249	51.147	34.758	181.2	13:11:37.105	6		1:51.866	27.956	49.337	34.573	180.0	13:11:27.737
7		1:52.058	28.273	49.117	34.668	180.9	13:13:29.163	7		1:50.594	27.816	48.597	34.181	182.7	13:13:18.331
8		1:52.565	28.188	49.363	35.014	180.9	13:15:21.728	8		1:52.434	27.792	48.928	35.711	182.1	13:15:10.762
9		2:04.886 P	28.660	49.806	46.420	177.9	13:17:26.614	9		1:50.440	27.786	48.596	34.028	182.1	13:17:01.172
10		3:49.326	2:22.415	50.813	36.098	174.1	13:21:15.940	10		2:05.514 P	28.895	53.754	42.865	173.3	13:19:06.686
11		1:51.747	28.275	49.004	34.438	181.5	13:23:07.657	11		4:15.619	2:48.834	51.974	34.811	117.5	13:23:22.305
12		1:52.740	28.502	49.601	34.637	183.6	13:25:00.397	12		1:58.685	27.852	54.207	36.626	184.3	13:25:20.990
13		1:52.426	28.426	49.218	34.782	180.0	13:26:52.823	13		1:50.359	27.790	48.698	33.871	181.8	13:27:11.349
14		1:52.351	28.324	49.168	34.859	179.7	13:28:45.174	14		1:52.054	28.502	49.264	34.288	180.3	13:29:03.403
15		1:53.065	28.307	49.626	35.132	175.8	13:30:38.239	15		1:50.566	27.966	48.645	33.955	180.0	13:30:53.969
16		2:24.435 P	29.686	50.717	1:04.032	176.4	13:33:02.674	16		2:35.740 P	37.925	1:02.927	54.858	99.8	13:33:29.679

55

René Steemetz

EUR & MID **69**

Quinto Stefana

EUR

RAC

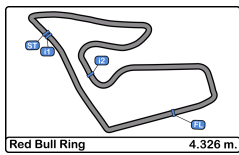
AST Competition

RAC

Milan Competition

Lap	D	Time	Sector 1	Sector 2	Sector 3	T. Spd	Elapsed	Lap	D	Time	Sector 1	Sector 2	Sector 3	T. Spd	Elapsed
1		13:03:02.074	13:01:31.582	53.720	36.772	152.9	13:03:02.074	1		13:02:34.529	13:01:05.659	53.812	35.058	152.5	13:02:34.529
2		1:52.767	28.866	49.359	34.542	177.3	13:04:54.841	2		1:52.094	28.281	49.275	34.538	182.1	13:04:26.623
3		1:52.106	28.159	49.079	34.868	177.0	13:06:46.947	3		1:53.630	29.342	49.647	34.641	178.2	13:06:20.253
4		1:51.546	28.176	48.893	34.477	177.3	13:08:38.493	4		1:51.663	28.117	48.981	34.565	182.4	13:08:11.916
5		1:51.662	28.081	48.861	34.720	178.8	13:10:30.155	5		1:52.370	28.617	49.358	34.395	183.9	13:10:04.286
6		1:52.049	28.501	48.937	34.611	176.7	13:12:22.204	6		1:51.092	27.960	48.813	34.319	182.1	13:11:55.378
7		1:51.359	28.022	48.881	34.456	179.1	13:14:13.563	7		1:52.807	27.815	50.292	34.700	182.4	13:13:48.185
8		1:59.767 P	27.987	49.328	42.452	178.8	13:16:13.330	8		1:53.054	28.261	49.729	35.064	179.7	13:15:41.239
9		3:12.454	1:48.008	49.713	34.733	175.3	13:19:25.784	9		1:54.130	28.979	50.569	34.582	181.5	13:17:35.369
10		1:51.146	27.880	48.873	34.393	179.4	13:21:16.930	10		1:53.585	27.890	51.337	34.358	181.8	13:19:28.954
11		1:52.864	28.887	49.179	34.798	164.8	13:23:09.794	11		1:51.028	27.918	48.684	34.426	182.1	13:21:19.982
12		1:51.454	28.059	48.877	34.515	181.2	13:25:01.245	12		2:01.566	28.269	57.317	35.980	162.4	13:23:21.548
13		1:52.408	28.063	49.150	34.895	181.8	13:26:53.353	13		1:57.591	28.540	53.702	35.349	180.0	13:25:19.139
14		1:55.394	27.923	52.430	35.041	181.2	13:28:48.747	14		1:51.461	28.062	48.763	34.636	182.7	13:27:10.600
15		1:51.894	28.090	49.015	34.786	180.6	13:30:40.638	15		1:54.190	28.958	50.863	34.369	177.9	13:29:04.790
16		2:20.660 P	28.300	49.105	1:03.255	181.2	13:33:01.298	16		1:51.088	27.994	48.712	34.382	181.2	13:30:55.878
								17		2:42.817 P	37.895	1:04.171	1:00.751	107.3	13:33:38.695





Red Bull Ring
Clio Cup Series
Collective Test 2
Lap Analysis

CLIO CUP

SERIES

73

Sandro Cutini

ITA **84**

Mattia Lancellotti

EUR & ITA

RAC

Faro Racing

CHA

Faro Racing

Lap	D	Time	Sector 1	Sector 2	Sector 3	T. Spd	Elapsed	Lap	D	Time	Sector 1	Sector 2	Sector 3	T. Spd	Elapsed
1		13:02:14.649	13:00:45.683	52.954	36.012	154.7	13:02:14.649	1		13:02:17.615	13:00:47.637	53.951	36.027	161.9	13:02:17.615
2		1:53.381	28.211	50.079	35.091	182.4	13:04:08.030	2		1:53.585	28.525	50.484	34.576	166.6	13:04:11.200
3		1:52.699	28.214	49.786	34.699	182.7	13:06:00.729	3		1:53.790	28.124	50.858	34.798	179.7	13:06:04.980
4		2:01.390	28.010	49.185	44.195		13:08:02.119	4		1:51.838	28.193	49.351	34.294	178.5	13:07:56.818
5		2:04.342 P	31.993	49.939	42.410	169.0	13:10:06.461	5		1:59.185 P	28.107	48.929	42.149	179.4	13:09:56.003
6		4:19.117	2:44.323	59.993	34.801	117.7	13:14:25.578	6		2:14.753	1:49.565	51.171	34.017	170.6	13:13:10.756
7		1:52.058	28.034	49.183	34.841	182.4	13:16:17.636	7		1:50.690	27.956	48.645	34.089	179.1	13:15:01.446
8		1:51.604	28.199	48.941	34.464		13:18:09.240	8		1:50.511	27.965	48.508	34.038	178.5	13:16:51.957
9		2:21.424	28.162	49.215	1:04.047		13:20:30.664	9		1:50.494	27.923	48.582	33.989	179.1	13:18:42.451
10		1:53.853	30.158	49.236	34.459	173.6	13:22:24.517	10		1:50.460	27.939	48.475	34.036	179.1	13:20:32.901
11		1:54.218	28.029	49.317	36.872	182.1	13:24:18.735	11		1:50.055	27.544	48.649	33.862	180.0	13:22:22.956
12		1:57.962	33.035	50.121	34.806	130.2	13:26:16.697	12		2:00.411	27.775	54.708	37.928	179.1	13:24:23.367
13		1:55.360	27.982	49.101	38.277	183.0	13:28:12.057	13		1:50.871	27.668	48.915	34.288	183.0	13:26:14.238
14		1:52.008	28.104	49.061	34.843	184.6	13:30:04.065	14		1:57.413 P	27.839	48.799	40.775	180.9	13:28:11.651
15		2:18.376 P	33.030	53.355	51.991	146.3	13:32:22.441								

75

Miranda Cordoba Eduardo

MID

Luca Franca

EUR & ITA

CHA

UNIQ Racing

RAC

MC Motortecnica

Lap	D	Time	Sector 1	Sector 2	Sector 3	T. Spd	Elapsed	Lap	D	Time	Sector 1	Sector 2	Sector 3	T. Spd	Elapsed
1		13:02:35.416	13:01:04.709	55.034	35.673	124.7	13:02:35.416	1		13:02:33.301	13:01:00.431	54.572	38.298	115.1	13:02:33.301
2		2:06.285	28.641	56.227	41.417	177.3	13:04:41.701	2		1:52.663	28.409	49.829	34.425	175.0	13:04:25.964
3		1:54.876	28.747	50.211	35.918	178.2	13:06:36.577	3		1:53.139	29.745	49.309	34.085	178.2	13:06:19.103
4		1:53.773	28.647	49.813	35.313	179.4	13:08:30.350	4		1:51.663	27.790	49.937	33.936	184.9	13:08:10.766
5		2:30.881 P	28.563	50.492	1:11.826	175.8	13:11:01.231	5		1:50.259	27.727	48.405	34.127	183.3	13:10:01.025
6		5:07.587	3:41.598	50.432	35.557	172.2	13:16:08.818	6		1:50.245	27.972	48.552	33.721	181.5	13:11:51.270
7		1:53.653	28.688	49.794	35.171	173.3	13:18:02.471	7		1:50.469	27.801	48.642	34.026	181.2	13:13:41.739
8		1:55.129	28.983	51.114	35.032	172.5	13:19:57.600	8		1:50.655	27.751	48.965	33.939	181.5	13:15:32.394
9		1:53.945	28.051	50.777	35.117	176.4	13:21:51.545	9		1:50.074	27.681	48.358	34.035	182.1	13:17:22.468
10		1:54.997	28.408	50.860	35.729	174.4	13:23:46.542	10		1:50.345	27.717	48.737	33.891	182.4	13:19:12.813
11		1:54.100	28.760	49.932	35.408	176.4	13:25:40.642	11		1:51.837	27.693	50.251	33.893	183.9	13:21:04.650
12		1:53.404	28.606	49.907	34.891	173.3	13:27:34.046	12		1:50.117	27.667	48.420	34.030	182.4	13:22:54.767
13		1:53.540	28.658	50.359	34.523	173.0	13:29:27.586	13		1:54.119	27.907	51.749	34.463	179.4	13:24:48.886
14		1:54.304	29.322	50.107	34.875	170.8	13:31:21.890	14		2:04.111 P	29.143	49.488	45.510	168.4	13:26:53.027
15		2:18.605 P	31.812	53.060	53.733	141.9	13:33:40.495	15		3:39.699	2:16.310	49.230	34.159	178.8	13:30:32.726
16								16		2:10.591 P	27.894	48.841	53.856	180.9	13:32:43.317

82

Jacopo Giuseppe Cimenes

EUR & ITA

95

Adam Sascha

ITA

CHA

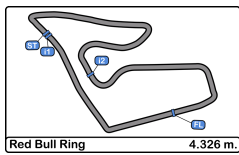
ESSECORSE

CHA

SEVENHILLS MOTORSPORT

Lap	D	Time	Sector 1	Sector 2	Sector 3	T. Spd	Elapsed	Lap	D	Time	Sector 1	Sector 2	Sector 3	T. Spd	Elapsed
1		13:02:38.608	13:01:11.452	52.267	34.889	159.0	13:02:38.608	1		13:03:02.400	13:01:21.832	1:01.215	39.353	110.6	13:03:02.400
2		1:54.514	28.259	49.416	36.839	181.5	13:04:33.122	2		2:27.058	32.184	1:10.570	44.304	112.0	13:05:29.458
3		1:50.880	27.757	48.888	34.235	184.6	13:06:24.002	3		1:51.900	27.937	49.017	34.946	183.6	13:07:21.358
4		1:51.511	28.011	48.900	34.600	184.6	13:08:15.513	4		1:55.555	31.246	49.523	34.786	179.7	13:09:16.913
5		1:50.499	27.852	48.587	34.060	184.3	13:10:06.012	5		1:52.014	28.176	49.239	34.599	181.5	13:11:08.927
6		1:50.575	27.723	48.797	34.055	185.2	13:11:56.587	6		2:08.312	28.040	1:03.364	36.908	181.5	13:13:17.239
7		1:50.575	27.705	48.876	33.994	184.9	13:13:47.162	7		1:51.969	28.259	49.180	34.524	180.6	13:15:09.202
8		1:58.399	28.399	52.067	37.933	180.6	13:15:45.561	8		1:51.823	28.192	49.261	34.370	180.6	13:17:01.025
9		1:51.076	27.795	49.048	34.233	183.0	13:17:36.637	9		1:51.668	28.216	49.109	34.343	180.3	13:18:52.693
10		1:50.739	27.936	48.667	34.136	182.4	13:19:27.376	10		1:51.502	27.949	49.044	34.509	181.2	13:20:44.195
11		1:50.182	27.731	48.465	33.986	184.3	13:21:17.558	11		1:51.142	27.960	48.891	34.291	181.8	13:22:35.337
12		1:50.405	27.850	48.550	34.005	182.4	13:23:07.963	12		1:50.950	27.913	48.757	34.280	181.2	13:24:26.287
13		1:50.642	28.072	48.478	34.092	181.5	13:24:58.605	13		1:51.325	27.849	49.309	34.167	182.1	13:26:17.612
14		1:50.338	27.813	48.554	33.971	182.1	13:26:48.943	14		1:52.255	27.875	48.936	35.444	183.9	13:28:09.867
15		1:50.283	27.782	48.512	33.989	182.4	13:28:39.226	15		1:51.209	27.833	48.924	34.452	181.8	13:30:01.076
16		1:55.774	28.709	52.868	34.197	152.7	13:30:35.000	16		1:51.128	27.841	48.931	34.356	181.5	13:31:52.204
17		2:19.302 P	28.272	49.203	1:01.827	182.1	13:32:54.302	17		2:24.065 P	33.025	56.269	54.771	116.1	13:34:16.269





Red Bull Ring
Clio Cup Series
Collective Test 2
Lap Analysis

CLIO CUP

SERIES

99 Guillaume Maio EUR & MID **101** Tomas Pekar EUR & MID

CHA GM Sport Carpek Racing

Lap	D	Time	Sector 1	Sector 2	Sector 3	T. Spd	Elapsed	Lap	D	Time	Sector 1	Sector 2	Sector 3	T. Spd	Elapsed
1		13:02:32.455	13:01:03.892	52.812	35.751	154.5	13:02:32.455	1		13:02:39.338	13:01:10.683	53.586	35.069	150.2	13:02:39.338
2		1:52.804	28.322	49.668	34.814	180.9	13:04:25.259	2		1:51.668	28.138	49.242	34.188	182.4	13:04:30.906
3		1:52.320	28.302	49.444	34.574	180.0	13:06:17.579	3		1:50.537	28.024	48.621	33.892	181.5	13:06:21.443
4		1:51.998	28.213	49.354	34.431	166.6	13:08:09.577	4		1:50.466	27.723	48.555	34.188	184.3	13:08:11.909
5		1:51.455	27.963	49.098	34.394	181.5	13:10:01.032	5		1:50.938	27.903	48.983	34.052	186.2	13:10:02.847
6		1:51.841	28.232	49.226	34.383	183.0	13:11:52.873	6		1:50.586	27.786	48.589	34.211	183.0	13:11:53.433
7		1:59.213 P	28.198	49.691	41.324	168.2	13:13:52.086	7		1:50.060	27.688	48.520	33.852	184.9	13:13:43.493
8		3:12.696	1:48.912	49.310	34.474	176.4	13:17:04.782	8		1:50.675	27.672	48.839	34.164	184.6	13:15:34.168
9		1:51.604	28.224	49.069	34.311	178.8	13:18:56.386	9		1:51.479	27.752	49.590	34.137	182.1	13:17:25.647
10		1:55.231	28.318	52.470	34.443	178.2	13:20:51.617	10		1:57.514 P	27.678	48.972	40.864	184.3	13:19:23.161
11		1:52.431	28.389	49.469	34.573	177.9	13:22:44.048	11		3:49.190	2:26.365	48.827	33.998	179.4	13:23:12.351
12		1:52.369	28.365	49.327	34.677	177.9	13:24:36.417	12		1:50.020	27.755	48.285	33.980	182.7	13:25:02.371
13		1:51.883	28.285	49.186	34.412	177.9	13:26:28.300	13		1:51.491	27.671	49.860	33.960	185.5	13:26:53.862
14		1:52.574	28.234	49.645	34.695	180.0	13:28:20.874	14		1:51.485	27.763	48.871	34.851	183.6	13:28:45.347
15		1:52.188	28.228	49.247	34.713	178.2	13:30:13.062	15		1:50.764	28.009	48.602	34.153	183.9	13:30:36.111
16		2:25.229 P	33.204	59.226	52.799	116.1	13:32:38.291	16		2:20.918 P	27.832	48.781	1:04.305	181.2	13:32:57.029

100 Filip Sandstroms MID **103** Francesco Miotto ITA

CHA Carpek Racing CHA PROGETTO E20 Motorsport

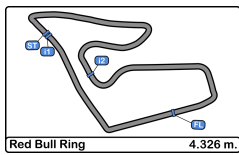
Lap	D	Time	Sector 1	Sector 2	Sector 3	T. Spd	Elapsed	Lap	D	Time	Sector 1	Sector 2	Sector 3	T. Spd	Elapsed
1		13:02:42.412	13:01:13.607	53.261	35.544	141.9	13:02:42.412	1		13:02:11.728	13:00:42.304	53.125	36.299	171.4	13:02:11.728
2		1:53.330	28.609	49.828	34.893	180.0	13:04:35.742	2		1:52.732	28.193	49.844	34.695	182.4	13:04:04.460
3		1:52.109	28.294	49.464	34.351	180.9	13:06:27.851	3		1:51.854	27.981	49.402	34.471	183.9	13:05:56.314
4		1:52.136	28.148	49.136	34.852	180.3	13:08:19.987	4		1:51.866	27.915	49.358	34.593	185.2	13:07:48.180
5		1:51.837	28.315	49.185	34.337	180.6	13:10:11.824	5		1:51.527	28.109	49.072	34.346	181.2	13:09:39.707
6		1:51.831	28.267	49.449	34.115	179.7	13:12:03.655	6		1:53.682	28.090	50.513	35.079	180.6	13:11:33.389
7		1:51.375	28.050	49.143	34.182	180.6	13:13:55.030	7		1:51.982	28.055	49.374	34.553	182.4	13:13:25.371
8		1:51.829	28.203	49.206	34.420	179.7	13:15:46.859	8		2:01.762 P	27.955	49.533	44.274	182.1	13:15:27.133
9		1:51.893	28.196	49.381	34.316	180.9	13:17:38.752	9		2:21.705	1:57.318	49.377	35.010	178.2	13:18:48.838
10		2:01.295 P	28.080	49.271	43.944	180.6	13:19:40.047	10		1:52.032	28.253	49.183	34.596	180.3	13:20:40.870
11		4:23.136	2:59.124	49.615	34.397	169.2	13:24:03.183	11		1:53.318	28.156	50.765	34.397	179.4	13:22:34.188
12		1:51.761	28.299	49.226	34.236	178.5	13:25:54.944	12		2:11.859 P	29.868	50.578	51.413	169.0	13:24:46.047
13		1:53.430	28.286	49.170	35.974	178.8	13:27:48.374								
14		1:51.849	28.029	49.009	34.811	182.4	13:29:40.223								
15		1:51.529	28.067	49.092	34.370	182.7	13:31:31.752								
16		2:22.893 P	33.962	57.760	51.171	121.7	13:33:54.645								

105 Alessandro Brigatti ITA

CHA PROGETTO E20 Motorsport

Lap	D	Time	Sector 1	Sector 2	Sector 3	T. Spd	Elapsed
1		13:02:10.722	13:00:44.260	51.098	35.364	164.8	13:02:10.722
2		1:51.537	28.129	49.254	34.154	183.0	13:04:02.259
3		1:58.547 P	28.089	49.199	41.259	176.7	13:06:00.806
4		4:25.949	3:01.270	50.329	34.350	165.8	13:10:26.755
5		1:50.444	27.862	48.636	33.646	182.7	13:12:16.899
6		1:49.359	27.554	48.122	33.683	184.3	13:14:06.258
7		1:57.448 P	27.657	48.315	41.476	182.1	13:16:03.706
8		2:31.825	2:03.213	51.215	37.397	144.5	13:19:35.531
9		1:51.020	27.628	48.320	35.072	183.0	13:21:26.551
10		1:49.246	27.509	48.079	33.658	184.6	13:23:15.797
11		2:04.390 P	27.685	53.829	42.876	172.8	13:25:20.187





Red Bull Ring
Clio Cup Series
Collective Test 2
Lap Analysis

CLIO CUP

SERIES

107 Cristian Ricciarini EUR & ITA **116** Giacomo Trebbi ITA
 ESSECORSE CHA MC Motortecnica

Lap	D	Time	Sector 1	Sector 2	Sector 3	T. Spd	Elapsed	Lap	D	Time	Sector 1	Sector 2	Sector 3	T. Spd	Elapsed
1		13:02:40.553	13:01:13.356	52.038	35.159	164.3	13:02:40.553	1		13:02:29.948	13:01:01.259	53.253	35.436	139.1	13:02:29.948
2		1:54.203	27.798	49.312	34.183	184.6	13:04:31.846	2		1:52.599	28.479	49.931	34.189	182.4	13:04:22.547
3		1:50.728	27.790	48.816	34.122	183.3	13:06:22.574	3		1:52.431	27.785	49.614	35.032	185.5	13:06:14.978
4		1:54.879	27.811	52.585	34.483	183.3	13:08:17.453	4		1:50.464	27.691	48.765	34.008	183.9	13:08:05.442
5		1:50.170	27.654	48.499	34.017	185.2	13:10:07.623	5		1:50.848	28.075	48.610	34.163	181.5	13:09:56.290
6		1:50.515	27.597	48.893	34.025	183.3	13:11:58.138	6		1:50.719	27.783	48.964	33.972	182.4	13:11:47.009
7		1:50.285	27.570	48.654	34.061	183.0	13:13:48.423	7		1:50.374	27.691	48.507	34.176	182.4	13:13:37.383
8		1:54.484	27.811	49.186	37.487	185.2	13:15:42.907	8		1:54.143	27.538	51.969	34.636	165.1	13:15:31.526
9		2:05.456 P	29.431	49.396	46.629	171.9	13:17:48.363	9		1:51.890	27.634	48.618	35.638	182.7	13:17:23.416
10		3:26.040	2:02.701	48.992	34.347	178.2	13:21:14.403	10		1:50.209	27.742	48.593	33.874	183.3	13:19:13.625
11		1:50.713	27.720	48.708	34.285	181.8	13:23:05.116	11		1:50.338	27.827	48.647	33.864	183.3	13:21:03.963
12		1:50.746	27.816	48.592	34.308	180.3	13:24:55.832	12		1:52.247	27.604	50.092	34.521	183.9	13:22:56.180
13		1:50.734	27.901	48.616	34.217	180.6	13:26:46.566	13		1:50.416	27.590	48.663	34.163	184.9	13:24:46.596
14		1:50.650	27.896	48.633	34.121	181.2	13:28:37.216	14		1:50.370	27.663	48.671	34.036	183.0	13:26:36.966
15		1:56.745	29.920	52.554	34.271	157.8	13:30:33.961	15		1:50.306	27.562	48.618	34.126	183.6	13:28:27.272
16		2:16.783 P	27.853	48.815	1:00.115	182.1	13:32:50.744	16		1:50.916	27.971	48.544	34.401	180.6	13:30:18.188
								17		2:23.280 P	31.778	57.934	53.568	135.8	13:32:41.468

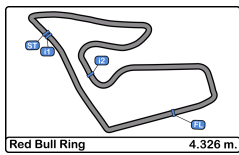
109 Francesco Savoia ITA **118** Francesco Pagano ITA
 CHA PROGETTO E20 Motorsport CHA Costa Ovest

Lap	D	Time	Sector 1	Sector 2	Sector 3	T. Spd	Elapsed	Lap	D	Time	Sector 1	Sector 2	Sector 3	T. Spd	Elapsed
1		13:02:09.334	13:00:40.970	52.631	35.733	175.3	13:02:09.334	1		13:02:32.926	13:01:02.721	52.884	37.321	146.3	13:02:32.926
2		1:52.642	28.136	49.859	34.647	180.9	13:04:01.976	2		1:52.675	28.220	49.692	34.763	183.0	13:04:25.601
3		1:50.883	27.836	48.799	34.248	181.8	13:05:52.859	3		1:53.344	29.687	49.388	34.269	178.8	13:06:18.945
4		1:52.583	28.004	48.860	35.719	181.8	13:07:45.442	4		1:52.488	27.759	50.460	34.269	183.9	13:08:11.433
5		1:51.029	27.851	48.828	34.350	184.9	13:09:36.471	5		2:11.441	28.074	1:07.716	35.651	181.5	13:10:22.874
6		1:50.664	27.630	48.675	34.346	185.5	13:11:27.122	6		1:51.414	28.120	49.032	34.262	180.6	13:12:14.288
7		1:54.352	27.823	48.526	38.003	182.7	13:13:21.474	7		1:59.248 P	28.092	49.030	42.126	181.2	13:14:13.536
8		2:14.652	34.214	1:05.823	34.615	123.2	13:15:36.126	8		1:06.234	2:34.101	56.822	34.308	176.7	13:18:18.767
9		1:50.140	27.534	48.606	33.970	185.5	13:17:26.236	9		1:52.570	28.128	49.016	35.426	180.6	13:20:11.337
10		1:50.592	27.613	48.748	34.231	186.2	13:19:16.828	10		1:54.683	28.350	49.231	34.102	179.1	13:22:03.020
11		1:50.834	27.725	49.165	33.944	182.1	13:21:07.662	11		2:02.674	27.988	55.112	39.574	178.8	13:24:05.694
12		1:54.200	27.819	48.476	34.905	182.1	13:22:58.862	12		1:54.144	28.430	48.732	33.979	180.3	13:25:56.835
13		1:54.268	28.505	48.713	34.050	171.7	13:24:50.130	13		1:50.635	27.749	48.993	33.893	182.7	13:27:47.470
14		1:52.740	27.470	50.694	34.576	186.8	13:26:42.870	14		1:52.385	28.040	49.559	34.786	182.4	13:29:39.855
15		1:51.821	27.876	48.907	35.038	181.8	13:28:34.691	15		1:54.496	28.131	49.050	34.015	180.3	13:31:31.051
16		2:14.806 P	33.900	55.829	45.077	156.0	13:30:49.497	16		2:14.807 P	30.560	49.994	54.253	161.4	13:33:45.858

113 Adrian Schimpf EUR & ESP
 CHA AST Competition

Lap	D	Time	Sector 1	Sector 2	Sector 3	T. Spd	Elapsed
1		13:03:38.042	13:02:10.173	51.721	36.148	173.3	13:03:38.042
2		1:52.482	28.388	49.522	34.572	182.1	13:05:30.524
3		1:51.092	27.996	48.736	34.360	181.8	13:07:21.616
4		1:50.806	27.837	48.803	34.166	180.6	13:09:12.422
5		1:50.677	27.837	48.691	34.149	181.2	13:11:03.099
6		1:54.497	27.545	49.444	34.208	181.8	13:12:54.296
7		1:54.442	27.758	48.971	34.413	185.2	13:14:45.438
8		1:50.886	27.809	48.778	34.299	183.6	13:16:36.324
9		1:50.734 P	28.669	48.952	42.113	177.9	13:18:36.058
10		5:03.187	3:18.138	57.361	47.688	137.4	13:23:39.245
11		1:51.084	28.008	48.724	34.352	179.1	13:25:30.329
12		1:52.003	27.984	48.790	35.229	179.4	13:27:22.332
13		1:50.666	27.728	48.615	34.323	182.7	13:29:12.998
14		2:00.845 P	28.016	49.331	43.498	182.7	13:31:13.843





Red Bull Ring
Clio Cup Series
Collective Test 2
Lap Analysis

CLIO CUP

SERIES

121 Davide Gaggianesi **ITA 125** Jerzy Spinkiewicz **EUR & ITA**
 RAC Faro Racing UNIQ Racing

Lap D	Time	Sector 1	Sector 2	Sector 3	T. Spd	Elapsed	Lap D	Time	Sector 1	Sector 2	Sector 3	T. Spd	Elapsed
1	13:02:12.832	13:00:45.722	51.857	35.253	172.2	13:02:12.832	1	13:02:33.834	13:01:04.192	54.168	35.474	125.2	13:02:33.834
2	1:53.355	28.317	50.317	34.721	181.5	13:04:06.187	2	1:51.901	27.944	49.230	34.727	185.2	13:04:25.735
3	1:53.074	28.253	49.801	35.020	183.3	13:05:59.261	3	1:52.268	29.736	48.654	33.878	181.2	13:06:18.003
4	1:52.258	28.126	49.631	34.501	181.5	13:07:51.519	4	1:49.905	27.738	48.460	33.707	181.8	13:08:07.908
5	1:52.050	28.111	49.428	34.511	182.1	13:09:43.569	5	1:50.382	27.996	48.423	33.963	180.9	13:09:58.290
6	1:52.546	27.800	50.172	34.544	183.0	13:11:36.085	6	1:58.414 P	27.820	48.535	42.059	181.2	13:11:56.704
7	1:52.406	28.091	49.142	34.873	180.0	13:13:28.191	7	3:38.432	2:10.918	53.229	34.285	153.1	13:15:35.136
8	2:03.033 P	28.200	49.574	45.259	180.0	13:15:31.224	8	1:49.849	27.685	48.251	33.913	181.5	13:17:24.985
9	2:47.344	2:23.687	49.362	34.262	178.8	13:19:18.535	9	1:53.800	27.935	50.629	35.236	179.7	13:19:18.785
10	1:53.444	27.935	49.364	36.142	183.6	13:21:11.976	10	1:50.286	27.769	48.615	33.902	183.9	13:21:09.071
11	1:58.497	28.202	49.342	40.953	179.4	13:23:10.473	11	1:50.319	27.857	48.377	34.085	180.6	13:22:59.390
12	1:51.377	27.968	49.181	34.228	183.0	13:25:01.850	12	1:50.156	27.724	48.536	33.896	180.9	13:24:49.546
13	1:53.141	27.787	50.869	34.485	183.9	13:26:54.991	13	2:02.709 P	27.801	49.725	45.183	180.9	13:26:52.255
14	1:51.350	27.953	49.166	34.231	181.5	13:28:46.341	14	2:48.930	1:25.669	48.663	34.598	177.6	13:29:41.185
15	1:51.458	28.056	49.176	34.226	182.1	13:30:37.799	15	1:50.945	27.942	48.523	34.480	181.8	13:31:32.130
16	2:21.549 P	28.049	49.017	1:04.483	180.3	13:32:59.348	16	2:25.832 P	34.921	58.832	52.079	124.4	13:33:57.962

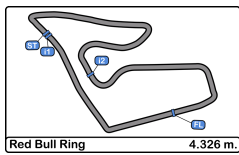
122 Ludovico Longoni **EUR & ITA 199** Alejandro Schimpf **EUR & ESP**
 CHA MC Motortecnica CHA AST Competition

Lap D	Time	Sector 1	Sector 2	Sector 3	T. Spd	Elapsed	Lap D	Time	Sector 1	Sector 2	Sector 3	T. Spd	Elapsed
1	13:02:11.885	13:00:39.197	55.363	37.325	162.8	13:02:11.885	1	13:03:37.483	13:02:12.116	50.387	34.980	174.1	13:03:37.483
2	1:53.176	28.868	49.891	34.417	180.0	13:04:05.061	2	1:52.162	28.556	49.437	34.169	179.7	13:05:29.645
3	1:52.117	28.233	49.628	34.256	180.3	13:05:57.178	3	1:52.246	27.922	49.071	35.253	183.3	13:07:21.891
4	1:51.725	28.136	49.283	34.306	180.3	13:07:48.903	4	1:51.164	27.996	49.060	34.108	183.0	13:09:13.055
5	1:51.844	28.391	49.161	34.289	180.0	13:09:40.744	5	1:50.254	27.686	48.593	33.975	183.9	13:11:03.309
6	1:51.545	28.033	49.229	34.283	180.6	13:11:32.289	6	1:50.687	27.746	48.805	34.136	183.3	13:12:53.996
7	1:51.753	28.214	49.083	34.456	179.4	13:13:24.042	7	1:51.044	27.869	49.000	34.175	181.8	13:14:45.040
8	1:54.186	28.177	49.145	36.864	177.9	13:15:18.228	8	1:52.143	28.027	49.897	34.219	174.4	13:16:37.183
9	2:01.197 P	28.046	49.261	43.890	178.5	13:17:19.425	9	2:00.301 P	28.303	49.138	42.860	170.6	13:18:37.484
10	4:06.053	2:37.752	52.270	36.031	156.9	13:21:25.478	10	5:02.234	3:17.490	56.995	47.749	119.7	13:23:39.718
11	1:51.758	28.067	49.376	34.315	179.4	13:23:17.236	11	1:51.040	27.972	48.859	34.209	181.5	13:25:30.758
12	1:51.804	27.934	49.338	34.532	181.8	13:25:09.040	12	1:50.863	27.819	48.770	34.274	183.0	13:27:21.621
13	1:52.288	28.388	49.576	34.324	172.5	13:27:01.328	13	1:50.986	28.005	48.864	34.117	179.7	13:29:12.607
14	1:51.864	28.067	49.342	34.455	182.4	13:28:53.192	14	2:03.227 P	28.112	50.106	45.009	179.7	13:31:15.834
15	1:51.176	28.155	48.722	34.299	178.5	13:30:44.368							
16	2:19.900 P	31.111	55.479	53.310	147.9	13:33:04.268							

211 Nikola Miljkovic **EUR & MID**
 CHA Tempo Racing Team

Lap D	Time	Sector 1	Sector 2	Sector 3	T. Spd	Elapsed
1	13:03:35.538	13:02:07.140	52.709	35.689	141.5	13:03:35.538
2	1:51.822	28.181	49.252	34.389	177.9	13:05:27.360
3	1:52.182	28.548	49.345	34.289	175.8	13:07:19.542
4	1:50.800	27.687	48.903	34.210	182.4	13:09:10.342
5	1:50.466	27.812	48.349	34.305	181.5	13:11:00.808
6	1:50.044	27.703	48.341	33.997	181.5	13:12:50.849
7	1:50.697	27.703	48.307	34.687	181.2	13:14:41.546
8	1:50.400	27.744	48.444	34.212	180.9	13:16:31.946
9	2:26.304 P	37.660	57.400	51.244	120.0	13:18:58.250
10	3:07.079	1:43.541	49.267	34.271	176.4	13:22:05.329
11	1:50.283	27.609	48.482	34.192	181.2	13:23:55.612
12	1:50.405	27.843	48.467	34.095	180.6	13:25:46.017
13	1:50.270	27.749	48.469	34.052	180.0	13:27:36.287
14	1:51.269	27.597	48.612	35.060	183.3	13:29:27.556
15	2:02.664	29.378	57.837	35.446	179.4	13:31:30.217
16	2:32.996 P	38.869	1:00.785	53.342	116.1	13:34:03.213





Red Bull Ring
Clio Cup Series
Collective Test 2

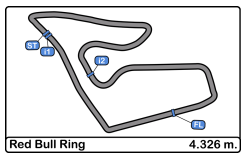
CLIO CUP

SERIES

Best Sectors Results

Sector - 1			Sector - 2			Sector - 3			Ideal Lap vs Best Lap						
Clas	Nº	Driver	Time	Nº	Driver	Time	Nº	Driver	Time	Clas	Nº	Driver	Ideal Lap	Best Lap	Clas
1	15	David Pouget	27.387	1	Anthony Jurado	48.016	105	Alessandro Brigatti	33.646	1	105	Alessandro Brigatti	1:49.234	1:51.537	30
2	10	Francesco Savoia	27.470	105	Alessandro Brigatti	48.079	125	Jerzy Spinkiewicz	33.707	2	12	Gabriele Torelli	1:49.458	1:49.518	1
3	10	Alessandro Brigatti	27.509	12	Gabriele Torelli	48.163	12	Gabriele Torelli	33.708	3	1	Anthony Jurado	1:49.555	1:49.890	2
4	11	Giacomo Trebbi	27.538	125	Jerzy Spinkiewicz	48.251	91	Luca Franca	33.721	4	125	Jerzy Spinkiewicz	1:49.643	1:50.286	10
5	84	Mattia Lancellotti	27.544	101	Tomas Pekar	48.285	101	Tomas Pekar	33.852	5	91	Luca Franca	1:49.746	1:50.074	5
6	11	Adrian Schimpf	27.545	211	Nikola Miljkovic	48.307	84	Mattia Lancellotti	33.862	6	101	Tomas Pekar	1:49.808	1:50.060	4
7	10	Cristian Ricciarini	27.570	91	Luca Franca	48.358	116	Giacomo Trebbi	33.864	7	15	David Pouget	1:49.829	1:50.052	3
8	1	Anthony Jurado	27.573	15	David Pouget	48.393	60	Leonardo Arduini	33.871	8	84	Mattia Lancellotti	1:49.881	1:50.494	14
9	21	Stephan Polderman	27.579	82	Jacopo Giuseppe Cimenos	48.465	118	Francesco Pagano	33.893	9	109	Francesco Savoia	1:49.890	1:50.592	17
10	12	Gabriele Torelli	27.587	84	Mattia Lancellotti	48.475	30	Alex Lancellotti	33.913	10	211	Nikola Miljkovic	1:49.901	1:50.466	13
11	21	Nikola Miljkovic	27.597	109	Francesco Savoia	48.476	109	Francesco Savoia	33.944	11	116	Giacomo Trebbi	1:49.909	1:50.306	11
12	4	Julien Baziret	27.632	107	Cristian Ricciarini	48.499	1	Anthony Jurado	33.966	12	30	Alex Lancellotti	1:50.082	1:50.501	15
13	30	Alex Lancellotti	27.655	116	Giacomo Trebbi	48.507	82	Jacopo Giuseppe Cimenos	33.971	13	107	Cristian Ricciarini	1:50.086	1:50.170	7
14	91	Luca Franca	27.667	30	Alex Lancellotti	48.514	199	Alejandro Schimpf	33.975	14	21	Stephan Polderman	1:50.139	1:50.164	6
15	10	Tomas Pekar	27.671	21	Stephan Polderman	48.562	27	Federico Danova	33.990	15	82	Jacopo Giuseppe Cimenos	1:50.141	1:50.182	8
16	19	Gianalberto Coldani	27.676	9	Andreas Stucki	48.564	211	Nikola Miljkovic	33.997	16	60	Leonardo Arduini	1:50.253	1:50.594	18
17	12	Jerzy Spinkiewicz	27.685	5	Nicolas Milan	48.585	21	Stephan Polderman	33.998	17	199	Alejandro Schimpf	1:50.254	1:50.254	9
18	19	Alejandro Schimpf	27.686	199	Alejandro Schimpf	48.593	107	Cristian Ricciarini	34.017	18	113	Adrian Schimpf	1:50.309	1:50.677	19
19	82	Jacopo Giuseppe Cimenos	27.705	60	Leonardo Arduini	48.596	4	Julien Baziret	34.022	19	118	Francesco Pagano	1:50.374	1:51.414	29
20	11	Francesco Pagano	27.749	113	Adrian Schimpf	48.615	15	David Pouget	34.049	20	27	Federico Danova	1:50.424	1:50.427	12
21	27	Federico Danova	27.764	27	Federico Danova	48.670	5	Nicolas Milan	34.090	21	4	Julien Baziret	1:50.446	1:50.538	16
22	60	Leonardo Arduini	27.786	69	Quinto Stefana	48.684	19	Gianalberto Coldani	34.114	22	19	Gianalberto Coldani	1:50.540	1:50.756	20
23	12	Davide Gaggianesi	27.787	122	Ludovico Longoni	48.722	100	Filip Sandstroms	34.115	23	5	Nicolas Milan	1:50.637	1:50.939	21
24	69	Quinto Stefana	27.815	118	Francesco Pagano	48.732	9	Andreas Stucki	34.142	24	9	Andreas Stucki	1:50.754	1:51.142	24
25	95	Adam Sascha	27.833	16	Lionel Viguier	48.748	113	Adrian Schimpf	34.149	25	95	Adam Sascha	1:50.757	1:51.128	23
26	55	René Steemetz	27.880	19	Gianalberto Coldani	48.750	95	Adam Sascha	34.167	26	69	Quinto Stefana	1:50.818	1:51.028	22
27	16	Lionel Viguier	27.915	95	Adam Sascha	48.757	16	Lionel Viguier	34.174	27	16	Lionel Viguier	1:50.837	1:51.796	33
28	10	Francesco Miotto	27.915	4	Julien Baziret	48.792	121	Davide Gaggianesi	34.226	28	122	Ludovico Longoni	1:50.912	1:51.176	26
29	12	Ludovico Longoni	27.934	55	René Steemetz	48.861	122	Ludovico Longoni	34.256	29	121	Davide Gaggianesi	1:51.030	1:51.377	28
30	5	Nicolas Milan	27.962	73	Sandro Cutini	48.941	99	Guillaume Maio	34.311	30	55	René Steemetz	1:51.134	1:51.146	25
31	99	Guillaume Maio	27.963	53	Due	49.004	69	Quinto Stefana	34.319	31	100	Filip Sandstroms	1:51.153	1:51.375	27
32	73	Sandro Cutini	27.982	100	Filip Sandstroms	49.009	103	Francesco Miotto	34.346	32	103	Francesco Miotto	1:51.333	1:52.032	34
33	10	Filip Sandstroms	28.029	121	Davide Gaggianesi	49.017	55	René Steemetz	34.393	33	99	Guillaume Maio	1:51.343	1:51.604	32
34	9	Andreas Stucki	28.048	99	Guillaume Maio	49.069	53	Due	34.438	34	73	Sandro Cutini	1:51.382	1:51.604	31
35	75	Miranda Cordoba Eduardo	28.051	103	Francesco Miotto	49.072	73	Sandro Cutini	34.459	35	53	Due	1:51.630	1:52.058	35
36	38	Alessio Alcidi	28.154	3	Daniel Nyffeler	49.156	39	Alessandro Alcidi	34.512	36	3	Daniel Nyffeler	1:51.923	1:52.144	36
37	3	Daniel Nyffeler	28.160	39	Alessandro Alcidi	49.332	75	Miranda Cordoba Eduardo	34.523	37	39	Alessandro Alcidi	1:52.042	1:52.228	37
38	53	Due	28.188	38	Alessio Alcidi	49.366	3	Daniel Nyffeler	34.607	38	38	Alessio Alcidi	1:52.148	1:52.619	38
39	39	Alessandro Alcidi	28.198	75	Miranda Cordoba Eduardo	49.794	38	Alessio Alcidi	34.628	39	75	Miranda Cordoba Eduardo	1:52.368	1:54.100	40
40	17	Daniele Pasquali	28.298	17	Daniele Pasquali	49.914	17	Daniele Pasquali	35.052	40	17	Daniele Pasquali	1:53.264	1:53.511	39
41	14	Udo Brunner	29.199	14	Udo Brunner	51.101	14	Udo Brunner	37.107	41	14	Udo Brunner	1:57.407	1:57.765	41





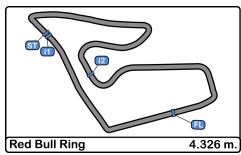
Red Bull Ring
Clio Cup Series
Collective Test 2
Best 5 Lap Times

CLIO CUP

SERIES

Cls	N°	Driver	Nat	Cat	Cls	Team	Nat	Group	Best 1		Best 2		Best 3		Best 4		Best 5	
									Time	Lap	Time	Lap	Time	Lap	Time	Lap	Time	Lap
1	12	Gabriele Torelli	ITA			Rangoni Corse	ITA	EUR & MID	1:49.518	13	1:49.748	7	1:49.817	6	1:49.873	5	1:49.896	14
2	1	Anthony Jurado	FRA			Milan Competition	FRA	EUR & MID	1:49.890	5	1:49.918	9	1:50.429	12	1:50.986	3	1:51.495	2
3	15	David Pouget	FRA			GPA Racing	FRA	EUR & FRA	1:50.052	7	1:50.368	13	1:50.439	10	1:50.518	16	1:50.528	14
4	101	Tomas Pekar	CZE			Carpek Racing	CZE	EUR & MID	1:50.060	7	1:50.466	4	1:50.586	6	1:50.675	8	1:50.764	15
5	91	Luca Franca	ITA	RAC	1	MC Motor Tecnica	ITA	EUR & ITA	1:50.074	9	1:50.259	5	1:51.837	11	1:52.663	2	2:10.591	16
6	21	Stephan Polderman	NLD	RAC	2	AST Competition	ESP	EUR & MID	1:50.164	5	1:50.669	7	1:50.910	6	1:51.004	4	1:51.536	3
7	107	Cristian Ricciarini	ITA			ESSECORSE	ITA	EUR & ITA	1:50.170	5	1:50.515	6	1:50.650	14	1:50.713	11	1:50.734	13
8	82	Jacopo Giuseppe	ITA	CHA	1	ESSECORSE	ITA	EUR & ITA	1:50.182	11	1:50.283	15	1:50.338	14	1:50.405	12	1:50.499	5
9	199	Alejandro Schimpf	ESP	CHA	2	AST Competition	ESP	EUR & ESP	1:50.254	5	1:51.164	4	1:52.143	8	1:52.246	3	2:00.301	9
10	125	Jerzy Spinkiewicz	POL			UNIQ Racing	POL	EUR & ITA	1:50.286	10	1:50.319	11	1:50.382	5	1:50.945	15	1:51.901	2
11	116	Giacomo Trebbi	ITA	CHA	3	MC Motor Tecnica	ITA	ITA	1:50.306	15	1:50.370	14	1:50.374	7	1:50.416	13	1:50.464	4
12	27	Federico Danova	ITA	CHA	4	ESSECORSE	ITA	ITA	1:50.427	13	1:50.770	12	1:50.784	6	1:50.814	5	1:51.144	4
13	211	Nikola Miljkovic	SRB	CHA	5	Tempo Racing Team	SRB	EUR & MID	1:50.466	5	1:50.697	7	1:50.800	4	1:52.182	3	2:26.304	9
14	84	Mattia Lancellotti	ITA	CHA	6	Faro Racing	ITA	EUR & ITA	1:50.494	9	1:51.838	4	1:53.585	2	1:57.413	14	1:59.185	5
15	30	Alex Lancellotti	ITA	RAC	3	Faro Racing	ITA	EUR & ITA	1:50.501	16	1:50.904	12	1:51.817	5	1:53.721	2	2:01.131	3
16	4	Julien Baziret	FRA	CHA	7	Baziret Sport	FRA	EUR & MID	1:50.538	11	1:50.731	8	1:50.870	4	1:50.884	6	1:50.971	14
17	109	Francesco Savoia	ITA	CHA	8	PROGETTO E20	ITA	ITA	1:50.592	10	1:50.834	11	1:51.029	5	1:51.821	15	1:52.642	2
18	60	Leonardo Arduini	ITA	CHA	9	MC Motor Tecnica	ITA	EUR & ITA	1:50.594	7	1:51.134	5	1:51.221	4	1:51.394	3	1:51.866	6
19	113	Adrian Schimpf	ESP	CHA	10	AST Competition	ESP	EUR & ESP	1:50.677	5	1:51.084	11	1:51.092	3	2:00.845	14	5:03.187	10
20	19	Gianalberto Coldani	ITA	CHA	11	MC Motor Tecnica	ITA	ITA	1:50.756	15	1:51.983	6	1:53.444	2	2:00.122	5	2:02.498	9
21	5	Nicolas Milan	FRA			Milan Competition	FRA	EUR & FRA	1:50.939	4	1:51.169	8	1:51.713	7	1:55.595	11	1:57.309	2
22	69	Quinto Stefana	ITA	RAC	4	Milan Competition	FRA	EUR	1:51.028	11	1:51.461	14	1:52.094	2	1:52.370	5	1:52.807	7
23	95	Adam Sascha	ITA	CHA	12	SEVENHILLS	ITA	ITA	1:51.128	16	1:51.209	15	1:51.502	10	1:51.668	9	1:51.823	8
24	9	Andreas Stucki	CHE			Stucki Motorsport	CHE	MID	1:51.142	12	1:59.384	7						
25	55	René Steemetz	NLD	RAC	5	AST Competition	ESP	EUR & MID	1:51.146	10	1:51.359	7	1:51.546	4	1:52.049	6	1:52.106	3
26	122	Ludovico Longoni	ITA	CHA	13	MC Motor Tecnica	ITA	EUR & ITA	1:51.176	15	1:51.545	6	1:51.753	7	1:51.758	11	1:51.804	12
27	100	Filip Sandstroms	SWE	CHA	14	Carpek Racing	CZE	MID	1:51.375	7	1:51.529	15	1:51.761	12	1:51.829	8	1:51.831	6
28	121	Davide Gaggianesi	ITA	RAC	6	Faro Racing	ITA	ITA	1:51.377	12	1:52.050	5	1:52.258	4	1:53.074	3	1:53.141	13
29	118	Francesco Pagano	ITA	CHA	15	Costa Ovest	ITA	ITA	1:51.414	6	1:59.248	7	2:11.441	5				
30	105	Alessandro Brigatti	ITA	CHA	16	PROGETTO E20	ITA	ITA	1:51.537	2	1:57.448	7	1:58.547	3	4:25.949	4		
31	73	Sandro Cutini	ITA	RAC	7	Faro Racing	ITA	ITA	1:51.604	8	1:52.008	14	1:52.058	7	1:53.381	2	1:53.853	10
32	99	Guillaume Maio	FRA	CHA	17	GM Sport	FRA	EUR & MID	1:51.604	9	1:51.841	6	1:51.883	13	1:52.188	15	1:52.369	12
33	16	Lionel Viguier	FRA	RAC	8	T2CM	FRA	EUR & FRA	1:51.796	12	1:52.087	10	1:52.216	3	1:59.952	8	2:09.208	14
34	103	Francesco Miotto	ITA	CHA	18	PROGETTO E20	ITA	ITA	1:52.032	10	1:52.732	2	2:01.762	8	2:11.859	12		
35	53	Due	ITA	RAC	9	Oregon Team	ITA	ITA	1:52.058	7	1:52.313	4	1:52.351	14	1:52.460	5	1:53.065	15
36	3	Daniel Nyffeler	CHE	CHA	19	Stucki Motorsport	CHE	MID	1:52.144	8	1:52.281	9	1:52.314	11	1:52.424	14	1:52.709	7
37	39	Alessandro Alcidi	ITA	RAC	10	Tuder Motorsport	ITA	ITA	1:52.228	13	1:52.531	12	1:52.768	6	1:52.880	5	1:52.903	8
38	38	Alessio Alcidi	ITA	CHA	20	Tuder Motorsport	ITA	ITA	1:52.619	7	1:52.659	15	1:52.854	5	1:53.184	4	1:53.424	3
39	17	Daniele Pasquali	ITA	RAC	11	Tuder Motorsport	ITA	EUR & ITA	1:53.511	9	1:53.611	16	1:53.851	8	1:53.945	15	1:54.152	14
40	75	Miranda Cordoba	URU	CHA	21	UNIQ Racing	POL	MID	1:54.100	11	1:54.876	3	1:55.129	8	2:18.605	15	5:07.587	6
41	14	Udo Brunner	DEU	RAC	12	LCB Racing	DEU	EUR	1:57.765	13	1:58.900	11	1:59.279	12	2:00.219	10	2:01.287	9





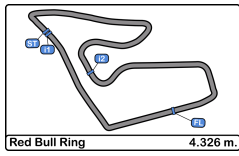
Red Bull Ring
Clio Cup Series
Collective Test 2
Best 5 Top Speeds

CLIO CUP

SERIES

Clas	N°	Driver	Nat	Cat	Cls	Team	Nat	Group	Top 1		Top 2		Top 3		Top 4		Top 5		Avg
									Km/h	Lap	Km/h	Lap	Km/h	Lap	Km/h	Lap	Km/h	Lap	
1	15	David Pouget	FRA			GPA Racing	FRA	EUR & FRA	187.1	7	183.6	10	183.3	16	183.0	13	182.7	8	184.0
2	109	Francesco Savoia	ITA	CHA	1	PROGETTO E20	ITA	ITA	186.8	14	186.2	10	185.5	6	185.5	9	184.9	5	185.8
3	1	Anthony Jurado	FRA			Milan Competition	FRA	EUR & MID	186.2	3	185.5	5	185.2	2	185.2	4	185.2	7	185.5
4	101	Tomas Pekar	CZE			Carpek Racing	CZE	EUR & MID	186.2	5	185.5	13	184.9	7	184.6	8	184.3	4	185.1
5	4	Julien Baziret	FRA	CHA	2	Baziret Sport	FRA	EUR & MID	185.5	3	185.2	11	184.9	8	183.3	6	183.0	7	184.4
6	116	Giacomo Trebbi	ITA	CHA	3	MC Motortecnica	ITA	ITA	185.5	3	184.9	13	183.9	4	183.9	12	183.6	15	184.4
7	82	Jacopo Giuseppe	ITA	CHA	4	ESSECORSE	ITA	EUR & ITA	185.2	6	184.9	7	184.6	3	184.6	4	184.3	5	184.7
8	103	Francesco Miotto	ITA	CHA	5	PROGETTO E20	ITA	ITA	185.2	4	183.9	3	182.4	2	182.4	7	182.1	8	183.2
9	107	Cristian Ricciarini	ITA			ESSECORSE	ITA	EUR & ITA	185.2	5	185.2	8	184.6	2	183.3	3	183.3	4	184.3
10	113	Adrian Schimpf	ESP	CHA	6	AST Competition	ESP	EUR & ESP	185.2	7	183.6	8	182.7	13	182.7	14	182.1	2	183.3
11	125	Jerzy Spinkiewicz	POL			UNIQ Racing	POL	EUR & ITA	185.2	2	183.9	10	181.8	4	181.8	15	181.5	8	182.8
12	21	Stephan Polderman	NLD	RAC	1	AST Competition	ESP	EUR & MID	184.9	8	184.6	14	184.3	7	184.3	10	183.9	5	184.4
13	91	Luca Franca	ITA	RAC	2	MC Motortecnica	ITA	EUR & ITA	184.9	4	183.9	11	183.3	5	182.4	10	182.4	12	183.4
14	27	Federico Danova	ITA	CHA	7	ESSECORSE	ITA	ITA	184.6	2	184.3	7	183.0	8	182.7	4	182.7	6	183.4
15	73	Sandro Cutini	ITA	RAC	3	Faro Racing	ITA	ITA	184.6	14	183.0	13	182.7	3	182.4	2	182.4	7	183.0
16	105	Alessandro Brigatti	ITA	CHA	8	PROGETTO E20	ITA	ITA	184.6	10	184.3	6	183.0	2	183.0	9	182.7	5	183.5
17	60	Leonardo Arduini	ITA	CHA	9	MC Motortecnica	ITA	EUR & ITA	184.3	12	182.7	7	182.4	3	182.1	8	182.1	9	182.7
18	16	Lionel Viguier	FRA	RAC	4	T2CM	FRA	EUR & FRA	183.9	5	182.7	8	181.8	4	181.8	6	181.5	11	182.3
19	69	Quinto Stefana	ITA	RAC	5	Milan Competition	FRA	EUR	183.9	5	182.7	14	182.4	4	182.4	7	182.1	2	182.7
20	95	Adam Sascha	ITA	CHA	10	SEVENHILLS	ITA	ITA	183.9	14	183.6	3	182.1	13	181.8	11	181.8	15	182.6
21	118	Francesco Pagano	ITA	CHA	11	Costa Ovest	ITA	ITA	183.9	4	183.0	2	182.7	13	182.4	14	181.5	5	182.7
22	121	Davide Gaggianesi	ITA	RAC	6	Faro Racing	ITA	ITA	183.9	13	183.6	10	183.3	3	183.0	6	183.0	12	183.4
23	199	Alejandro Schimpf	ESP	CHA	12	AST Competition	ESP	EUR & ESP	183.9	5	183.3	3	183.3	6	183.0	4	183.0	12	183.3
24	53	Due	ITA	RAC	7	Oregon Team	ITA	ITA	183.6	12	181.8	3	181.5	4	181.5	11	181.2	6	181.9
25	5	Nicolas Milan	FRA			Milan Competition	FRA	EUR & FRA	183.3	5	182.4	4	181.8	7	181.5	3	181.5	9	182.1
26	211	Nikola Miljkovic	SRB	CHA	13	Tempo Racing Team	SRB	EUR & MID	183.3	14	182.4	4	181.5	5	181.5	6	181.2	7	182.0
27	39	Alessandro Alcidi	ITA	RAC	8	Tuder Motorsport	ITA	ITA	183.0	12	182.4	2	182.4	4	181.8	5	181.8	13	182.3
28	84	Mattia Lancellotti	ITA	CHA	14	Faro Racing	ITA	EUR & ITA	183.0	13	180.9	14	180.0	11	179.7	3	179.4	5	180.6
29	99	Guillaume Maio	FRA	CHA	15	GM Sport	FRA	EUR & MID	183.0	6	181.5	5	180.9	2	180.0	3	180.0	14	181.0
30	100	Filip Sandstroms	SWE	CHA	16	Carpek Racing	CZE	MID	182.7	15	182.4	14	180.9	3	180.9	9	180.6	5	181.5
31	12	Gabriele Torelli	ITA			Rangoni Corse	ITA	EUR & MID	182.4	4	182.1	3	182.1	7	182.1	14	181.8	5	182.1
32	122	Ludovico Longoni	ITA	CHA	17	MC Motortecnica	ITA	EUR & ITA	182.4	14	181.8	12	180.6	6	180.3	3	180.3	4	181.0
33	19	Gianalberto Coldani	ITA	CHA	18	MC Motortecnica	ITA	ITA	182.1	12	181.8	11	181.5	15	181.2	2	181.2	9	181.5
34	30	Alex Lancellotti	ITA	RAC	9	Faro Racing	ITA	EUR & ITA	181.8	10	181.8	14	181.5	7	181.5	8	180.9	11	181.5
35	55	René Steemetz	NLD	RAC	10	AST Competition	ESP	EUR & MID	181.8	13	181.2	12	181.2	14	181.2	16	180.6	15	181.2
36	38	Alessio Alcidi	ITA	CHA	19	Tuder Motorsport	ITA	ITA	181.5	2	181.2	7	180.9	11	180.6	10	180.0	3	180.8
37	3	Daniel Nyffeler	CHE	CHA	20	Stucki Motorsport	CHE	MID	181.2	12	180.6	15	179.7	13	179.4	4	179.4	5	180.0
38	9	Andreas Stucki	CHE			Stucki Motorsport	CHE	MID	180.6	4	179.1	13	178.5	14	178.2	12	177.9	11	178.8
39	17	Daniele Pasquali	ITA	RAC	11	Tuder Motorsport	ITA	EUR & ITA	179.4	7	179.1	2	178.5	6	178.5	8	178.5	9	178.8
40	75	Miranda Cordoba	URU	CHA	21	UNIQ Racing	POL	MID	179.4	4	178.2	3	177.3	2	176.4	9	176.4	11	177.5
41	14	Udo Brunner	DEU	RAC	12	LCB Racing	DEU	EUR	177.3	15	177.0	12	176.7	11	175.8	2	175.8	9	176.5





Red Bull Ring
Clio Cup Series
Collective Test 2

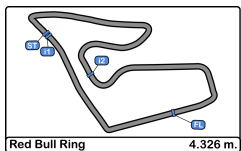
CLIO CUP

SERIES

Fastest Laps Sequence

Lap	Time of Day	Session Time	N° Driver	Nat	Cat	Team	Nat	Group	Time	Km/h
2	13:04:01.976	4:01.976	109 Francesco Savoia		CHA	PROGETTO E20		ITA	1:52.642	138.2
2	13:04:02.122	4:02.122	60 Leonardo Arduini		CHA	MC Motorcnica		EUR & ITA	1:52.216	138.7
2	13:04:02.259	4:02.259	105 Alessandro Brigatti		CHA	PROGETTO E20		ITA	1:51.537	139.6
2	13:04:23.113	4:23.113	1 Anthony Jurado			Milan Competition		EUR & MID	1:51.495	139.6
3	13:05:53.516	5:53.516	60 Leonardo Arduini		CHA	MC Motorcnica		EUR & ITA	1:51.394	139.8
3	13:06:12.082	6:12.082	15 David Pouget			GPA Racing		EUR & FRA	1:50.682	140.7
3	13:07:18.607	7:18.607	12 Gabriele Torelli			Rangoni Corse		EUR & MID	1:50.286	141.2
4	13:09:08.562	9:08.562	12 Gabriele Torelli			Rangoni Corse		EUR & MID	1:49.955	141.6
5	13:10:08.129	10:08.129	1 Anthony Jurado			Milan Competition		EUR & MID	1:49.890	141.7
5	13:10:58.435	10:58.435	12 Gabriele Torelli			Rangoni Corse		EUR & MID	1:49.873	141.7
6	13:12:48.252	12:48.252	12 Gabriele Torelli			Rangoni Corse		EUR & MID	1:49.817	141.8
7	13:14:38.000	14:38.000	12 Gabriele Torelli			Rangoni Corse		EUR & MID	1:49.748	141.9
13	13:28:02.451	28:02.451	12 Gabriele Torelli			Rangoni Corse		EUR & MID	1:49.518	142.2





Red Bull Ring
Clio Cup Series
Collective Test 2

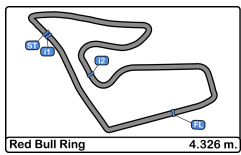
CLIO CUP

SERIES

Event Best Maximum Speed

N°	Driver	Nat	Cat	Clas	Team	Nat	Group	Km/h	Session
12	Gabriele Torelli	ITA			Rangoni Corse	ITA	EUR & MID	188.4	Collective Test 1
1	Anthony Jurado	FRA			Milan Competition	FRA	EUR & MID	187.5	Collective Test 1
199	Alejandro Schimpf	ESP	CHA 1		AST Competition	ESP	EUR & ESP	187.5	Collective Test 1
43	Damiano Puccetti	ITA	CHA 2		Rangoni Corse	ITA	EUR & MID	187.5	Collective Test 1
105	Alessandro Brigatti	ITA	CHA 3		PROGETTO E20	ITA	ITA	187.1	Collective Test 1
15	David Pouget	FRA			GPA Racing	FRA	EUR & FRA	187.1	Collective Test 2
109	Francesco Savoia	ITA	CHA 4		PROGETTO E20	ITA	ITA	186.8	Collective Test 1
113	Adrian Schimpf	ESP	CHA 5		AST Competition	ESP	EUR & ESP	186.8	Collective Test 1
82	Jacopo Giuseppe Cimenos	ITA	CHA 6		ESSECORSE	ITA	EUR & ITA	186.5	Collective Test 1
107	Cristian Ricciarini	ITA			ESSECORSE	ITA	EUR & ITA	186.5	Collective Test 1
211	Nikola Miljkovic	SRB	CHA 7		Tempo Racing Team	SRB	EUR & MID	186.2	Collective Test 1
101	Tomas Pekar	CZE			Carpek Racing	CZE	EUR & MID	186.2	Collective Test 2
116	Giacomo Trebbi	ITA	CHA 8		MC Motorcnica	ITA	ITA	185.8	Pre-Event Collective Test 2
69	Quinto Stefana	ITA	RAC 1		Milan Competition	FRA	EUR	185.8	Collective Test 1
60	Leonardo Arduini	ITA	CHA 9		MC Motorcnica	ITA	EUR & ITA	185.8	Collective Test 1
27	Federico Danova	ITA	CHA 10		ESSECORSE	ITA	ITA	185.8	Collective Test 1
16	Lionel Viguier	FRA	RAC 2		T2CM	FRA	EUR & FRA	185.5	Pre-Event Collective Test 2
53	Due	ITA	RAC 3		Oregon Team	ITA	ITA	185.5	Collective Test 1
84	Mattia Lancellotti	ITA	CHA 11		Faro Racing	ITA	EUR & ITA	185.5	Collective Test 1
4	Julien Baziret	FRA	CHA 12		Baziret Sport	FRA	EUR & MID	185.5	Collective Test 2
91	Luca Franca	ITA	RAC 4		MC Motorcnica	ITA	EUR & ITA	185.2	Pre-Event Collective Test 1
39	Alessandro Alcidi	ITA	RAC 5		Tuder Motorsport	ITA	ITA	185.2	Collective Test 1
95	Adam Sascha	ITA	CHA 13		SEVENHILLS	ITA	ITA	185.2	Collective Test 1
125	Jerzy Spinkiewicz	POL			UNIQ Racing	POL	EUR & ITA	185.2	Collective Test 2
103	Francesco Miotto	ITA	CHA 14		PROGETTO E20	ITA	ITA	185.2	Collective Test 2
21	Stephan Polderman	NLD	RAC 6		AST Competition	ESP	EUR & MID	184.9	Collective Test 2
5	Nicolas Milan	FRA			Milan Competition	FRA	EUR & FRA	184.6	Pre-Event Collective Test 1
30	Alex Lancellotti	ITA	RAC 7		Faro Racing	ITA	EUR & ITA	184.6	Collective Test 1
100	Filip Sandstroms	SWE	CHA 15		Carpek Racing	CZE	MID	184.6	Collective Test 1
19	Gianalberto Coldani	ITA	CHA 16		MC Motorcnica	ITA	ITA	184.6	Collective Test 1
38	Alessio Alcidi	ITA	CHA 17		Tuder Motorsport	ITA	ITA	184.6	Collective Test 1
73	Sandro Cutini	ITA	RAC 8		Faro Racing	ITA	ITA	184.6	Collective Test 2
118	Francesco Pagano	ITA	CHA 18		Costa Ovest	ITA	ITA	183.9	Collective Test 2
121	Davide Gaggianesi	ITA	RAC 9		Faro Racing	ITA	ITA	183.9	Collective Test 2
99	Guillaume Maio	FRA	CHA 19		GM Sport	FRA	EUR & MID	183.0	Collective Test 2
122	Ludovico Longoni	ITA	CHA 20		MC Motorcnica	ITA	EUR & ITA	182.7	Pre-Event Collective Test 2
9	Andreas Stucki	CHE			Stucki Motorsport	CHE	MID	181.8	Collective Test 1
55	René Steemetz	NLD	RAC 10		AST Competition	ESP	EUR & MID	181.8	Collective Test 2
3	Daniel Nyffeler	CHE	CHA 21		Stucki Motorsport	CHE	MID	181.2	Collective Test 2
17	Daniele Pasquali	ITA	RAC 11		Tuder Motorsport	ITA	EUR & ITA	180.3	Collective Test 1
75	Miranda Cordoba Eduardo	UAE	CHA 22		UNIQ Racing	POL	MID	179.4	Collective Test 2
14	Udo Brunner	DEU	RAC 12		LCB Racing	DEU	EUR	177.6	Collective Test 1





Red Bull Ring
Clio Cup Series
Collective Test 2
Pit Stop Analysis

CLIO CUP

SERIES

5 Nicolas Milan EUR & FRA
 Milan Competition

N°	In Day Time	In Time	Out Time	Pit Time	T. Pit Time	Handicap	Diff.
1	13:17:49.418	13:17:49.418	13:19:28.132	1:38.714	1:38.714		

9 Andreas Stucki MID
 Stucki Motorsport

N°	In Day Time	In Time	Out Time	Pit Time	T. Pit Time	Handicap	Diff.
1	13:14:38.225	13:14:38.225	13:16:34.970	1:56.745	1:56.745		

12 Gabriele Torelli EUR & MID
 Rangoni Corse

N°	In Day Time	In Time	Out Time	Pit Time	T. Pit Time	Handicap	Diff.
1	13:20:07.005	13:20:07.005	13:22:07.272	2:00.267	2:00.267		

16 Lionel Viguier EUR & FRA
 RAC T2CM

N°	In Day Time	In Time	Out Time	Pit Time	T. Pit Time	Handicap	Diff.
1	13:15:36.486	13:15:36.486	13:17:51.461	2:14.975	2:14.975		

19 Gianalberto Coldani ITA
 CHA MC Motortecnica

N°	In Day Time	In Time	Out Time	Pit Time	T. Pit Time	Handicap	Diff.
1	13:17:34.746	13:17:34.746	13:19:32.488	1:57.742	1:57.742		

21 Stephan Polderman EUR & MID
 RAC AST Competition

N°	In Day Time	In Time	Out Time	Pit Time	T. Pit Time	Handicap	Diff.
1	13:16:39.931	13:16:39.931	13:17:35.099	55.168	55.168		

30 Alex Lancellotti EUR & ITA
 RAC Faro Racing

N°	In Day Time	In Time	Out Time	Pit Time	T. Pit Time	Handicap	Diff.
1	13:06:06.513	13:06:06.513	13:07:33.979	1:27.466	1:27.466		

38 Alessio Alcidi ITA
 CHA Tudor Motorsport

N°	In Day Time	In Time	Out Time	Pit Time	T. Pit Time	Handicap	Diff.
1	13:24:18.938	13:24:18.938	13:26:04.653	1:45.715	1:45.715		

39 Alessandro Alcidi ITA
 RAC Tudor Motorsport

N°	In Day Time	In Time	Out Time	Pit Time	T. Pit Time	Handicap	Diff.
1	13:18:19.418	13:18:19.418	13:22:08.212	3:48.794	3:48.794		

53 Due ITA
 RAC Oregon Team

N°	In Day Time	In Time	Out Time	Pit Time	T. Pit Time	Handicap	Diff.
1	13:17:20.250	13:17:20.250	13:19:22.377	2:02.127	2:02.127		

55 René Steemetz EUR & MID
 RAC AST Competition

N°	In Day Time	In Time	Out Time	Pit Time	T. Pit Time	Handicap	Diff.
1	13:16:07.012	13:16:07.012	13:17:33.348	1:26.336	1:26.336		

60 Leonardo Arduini EUR & ITA
 CHA MC Motortecnica

N°	In Day Time	In Time	Out Time	Pit Time	T. Pit Time	Handicap	Diff.
1	13:19:00.945	13:19:00.945	13:21:27.127	2:26.182	2:26.182		

73 Sandro Cutini ITA
 RAC Faro Racing

N°	In Day Time	In Time	Out Time	Pit Time	T. Pit Time	Handicap	Diff.
1	13:10:00.672	13:10:00.672	13:12:21.891	2:21.219	2:21.219		

75 Miranda Cordoba Eduardo MID
 CHA UNIQ Racing

N°	In Day Time	In Time	Out Time	Pit Time	T. Pit Time	Handicap	Diff.
1	13:10:53.939	13:10:53.939	13:14:14.579	3:20.640	3:20.640		

84 Mattia Lancellotti EUR & ITA
 CHA Faro Racing

N°	In Day Time	In Time	Out Time	Pit Time	T. Pit Time	Handicap	Diff.
1	13:09:50.534	13:09:50.534	13:11:18.463	1:27.929	1:27.929		

91 Luca Franca EUR & ITA
 RAC MC Motortecnica

N°	In Day Time	In Time	Out Time	Pit Time	T. Pit Time	Handicap	Diff.
1	13:26:47.528	13:26:47.528	13:28:42.099	1:54.571	1:54.571		

99 Guillaume Maio EUR & MID
 CHA GM Sport

N°	In Day Time	In Time	Out Time	Pit Time	T. Pit Time	Handicap	Diff.
1	13:13:46.566	13:13:46.566	13:15:14.344	1:27.778	1:27.778		

100 Filip Sandstroms MID
 CHA Carpek Racing

N°	In Day Time	In Time	Out Time	Pit Time	T. Pit Time	Handicap	Diff.
1	13:19:32.659	13:19:32.659	13:22:11.304	2:38.645	2:38.645		

101 Tomas Pekar EUR & MID
 RAC Carpek Racing

N°	In Day Time	In Time	Out Time	Pit Time	T. Pit Time	Handicap	Diff.
1	13:19:17.039	13:19:17.039	13:21:22.115	2:05.076	2:05.076		

103 Francesco Miotto ITA
 CHA PROGETTO E20 Motorsport

N°	In Day Time	In Time	Out Time	Pit Time	T. Pit Time	Handicap	Diff.
1	13:15:21.527	13:15:21.527	13:16:57.037	1:35.510	1:35.510		

105 Alessandro Brigatti ITA
 CHA PROGETTO E20 Motorsport

N°	In Day Time	In Time	Out Time	Pit Time	T. Pit Time	Handicap	Diff.
1	13:05:55.044	13:05:55.044	13:08:33.740	2:38.696	2:38.696		
2	13:15:58.051	13:15:58.051	13:17:38.920	1:40.869	4:19.565		

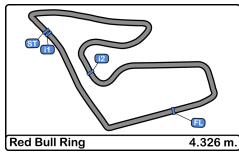
107 Cristian Ricciarini EUR & ITA
 CHA ESSECORSE

N°	In Day Time	In Time	Out Time	Pit Time	T. Pit Time	Handicap	Diff.
1	13:17:41.308	13:17:41.308	13:19:25.359	1:44.051	1:44.051		

113 Adrian Schimpf EUR & ESP
 CHA AST Competition

N°	In Day Time	In Time	Out Time	Pit Time	T. Pit Time	Handicap	Diff.
1	13:18:30.538	13:18:30.538	13:21:25.001	2:54.463	2:54.463		





Red Bull Ring
Clio Cup Series
Collective Test 2
Pit Stop Analysis

CLIO CUP

SERIES

118 Francesco Pagano ITA
 CHA Costa Ovest

N°	In Day Time	In Time	Out Time	Pit Time	T. Pit Time	Handicap	Diff.
1	13:14:06.720	13:14:06.720	13:16:20.771	2:14.051	2:14.051		

121 Davide Gaggianesi ITA
 RAC Faro Racing

N°	In Day Time	In Time	Out Time	Pit Time	T. Pit Time	Handicap	Diff.
1	13:15:25.644	13:15:25.644	13:17:28.257	2:02.613	2:02.613		

122 Ludovico Longoni EUR & ITA
 CHA MC Motortecnica

N°	In Day Time	In Time	Out Time	Pit Time	T. Pit Time	Handicap	Diff.
1	13:17:13.974	13:17:13.974	13:19:30.066	2:16.092	2:16.092		

125 Jerzy Spinkiewicz EUR & ITA
 UNIQ Racing

N°	In Day Time	In Time	Out Time	Pit Time	T. Pit Time	Handicap	Diff.
1	13:11:51.213	13:11:51.213	13:13:38.381	1:47.168	1:47.168		
2	13:26:46.725	13:26:46.725	13:27:50.019	1:03.294	2:50.462		

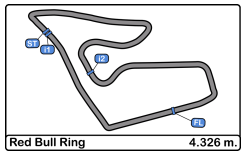
199 Alejandro Schimpf EUR & ESP
 CHA AST Competition

N°	In Day Time	In Time	Out Time	Pit Time	T. Pit Time	Handicap	Diff.
1	13:18:31.701	13:18:31.701	13:21:26.041	2:54.340	2:54.340		

211 Nikola Miljkovic EUR & MID
 CHA Tempo Racing Team

N°	In Day Time	In Time	Out Time	Pit Time	T. Pit Time	Handicap	Diff.
1	13:18:52.490	13:18:52.490	13:20:14.475	1:21.985	1:21.985		

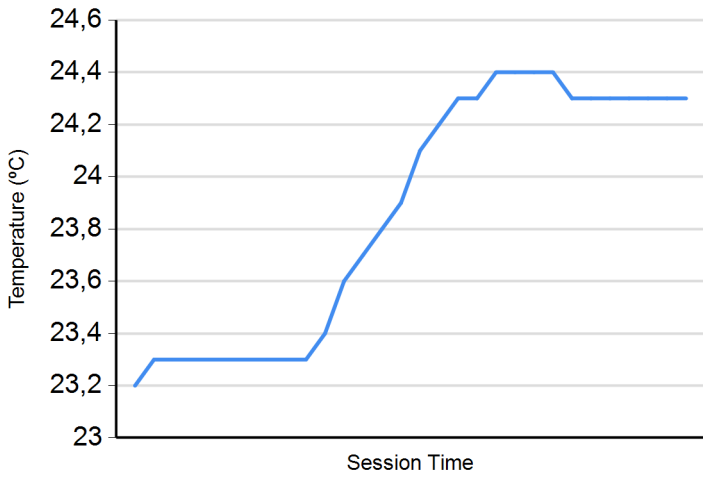




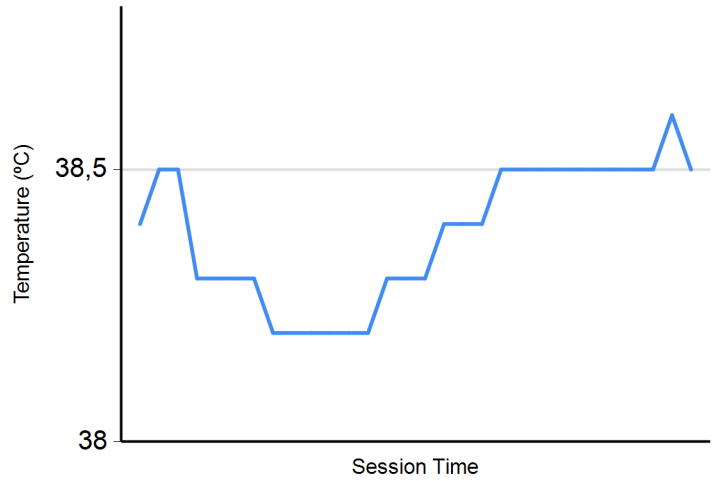
Red Bull Ring
 Clio Cup Series
 Collective Test 2
 Weather Report

CLIO CUP SERIES

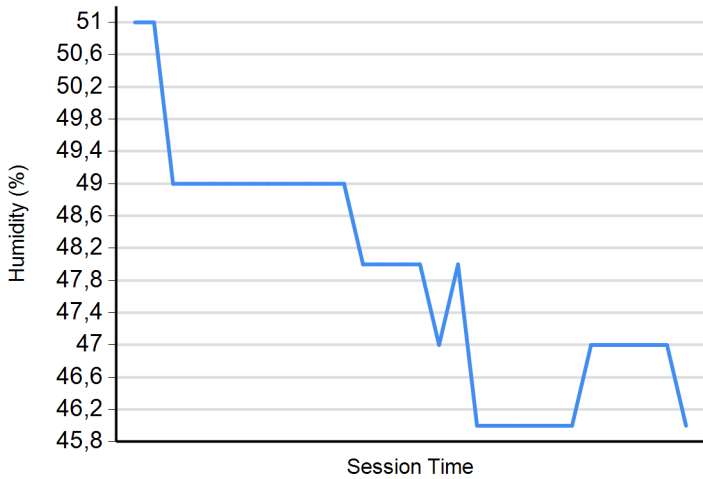
Air Temperature



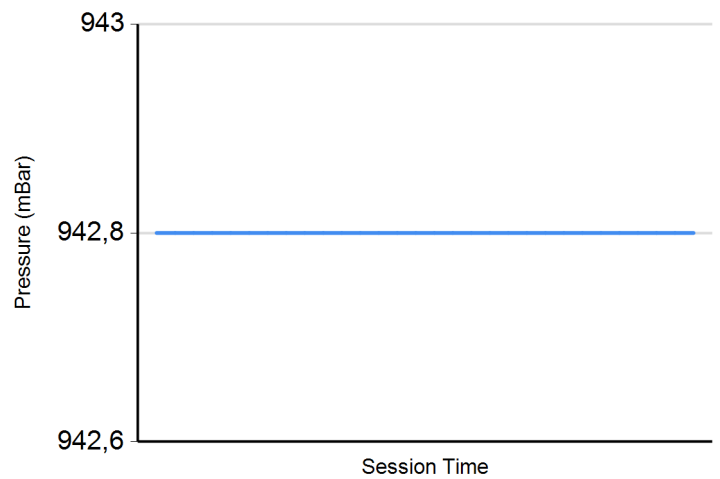
Track Temperature



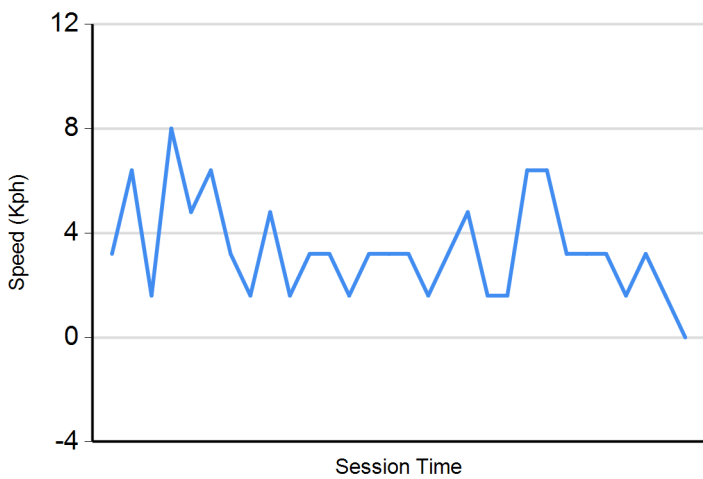
Humidity



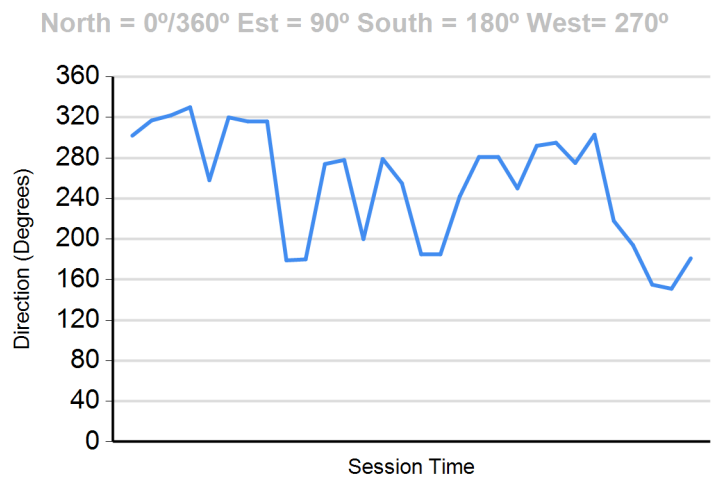
Pressure



Wind Speed



Wind direction



Red Bull Ring
Clio Cup Series
Collective Test 1 - 2
Combined Results

Cls	N°	Driver	Nat	Cat	Clas	Team	Nat	Group	Laps	CT1	CT2	Best	Gap	Interval	Km/h		
1	12	Gabriele Torelli	ITA			Rangoni Corse	ITA	EUR & MID	25	1:49.612	8	1:49.518	13	1:49.518	142.2		
2	19	Alejandro Schimpf	ESP	CHA	1	AST Competition	ESP	EUR & ESP	22	1:49.767	7	1:50.254	5	1:49.767	0.249	0.249	141.8
3	1	Anthony Jurado	FRA			Milan Competition	FRA	EUR & MID	22	1:51.572	8	1:49.890	5	1:49.890	0.372	0.123	141.7
4	11	Adrian Schimpf	ESP	CHA	2	AST Competition	ESP	EUR & ESP	23	1:49.947	7	1:50.677	5	1:49.947	0.429	0.057	141.6
5	12	Jerzy Spinkiewicz	POL			UNIQ Racing	POL	EUR & ITA	25	1:50.050	8	1:50.286	10	1:50.050	0.532	0.103	141.5
6	15	David Pouget	FRA			GPA Racing	FRA	EUR & FRA	26	1:50.869	3	1:50.052	7	1:50.052	0.534	0.002	141.5
7	10	Tomas Pekar	CZE			Carpek Racing	CZE	EUR & MID	25	1:50.196	8	1:50.060	7	1:50.060	0.542	0.008	141.5
8	91	Luca Franca	ITA	RAC	1	MC Motor Tecnica	ITA	EUR & ITA	26	1:51.534	7	1:50.074	9	1:50.074	0.556	0.014	141.4
9	10	Alessandro Brigatti	ITA	CHA	3	PROGETTO E20 Motorsport	ITA	ITA	20	1:50.092	8	1:51.537	2	1:50.092	0.574	0.018	141.4
10	21	Stephan Polderman	NLD	RAC	2	AST Competition	ESP	EUR & MID	23	1:58.172	2	1:50.164	5	1:50.164	0.646	0.072	141.3
11	10	Cristian Ricciarini	ITA			ESSECORSE	ITA	EUR & ITA	24	1:51.465	3	1:50.170	5	1:50.170	0.652	0.006	141.3
12	82	Jacopo Giuseppe	ITA	CHA	4	ESSECORSE	ITA	EUR & ITA	26	1:50.463	8	1:50.182	11	1:50.182	0.664	0.012	141.3
13	11	Giacomo Trebbi	ITA	CHA	5	MC Motor Tecnica	ITA	ITA	27	1:50.379	9	1:50.306	15	1:50.306	0.788	0.124	141.1
14	27	Federico Danova	ITA	CHA	6	ESSECORSE	ITA	ITA	25	1:50.596	7	1:50.427	13	1:50.427	0.909	0.121	141.0
15	21	Nikola Miljkovic	SRB	CHA	7	Tempo Racing Team	SRB	EUR & MID	24	1:50.928	7	1:50.466	5	1:50.466	0.948	0.039	140.9
16	43	Damiano Puccetti	ITA	CHA	8	Rangoni Corse	ITA	EUR & MID	8	1:50.484	7	1:50.484	0.966	0.018	140.9		
17	84	Mattia Lancellotti	ITA	CHA	9	Faro Racing	ITA	EUR & ITA	23	1:51.035	6	1:50.494	9	1:50.494	0.976	0.010	140.9
18	30	Alex Lancellotti	ITA	RAC	3	Faro Racing	ITA	EUR & ITA	27	1:51.305	7	1:50.501	16	1:50.501	0.983	0.007	140.9
19	4	Julien Baziret	FRA	CHA	10	Baziret Sport	FRA	EUR & MID	26	1:50.643	7	1:50.538	11	1:50.538	1.020	0.037	140.8
20	10	Francesco Savoia	ITA	CHA	11	PROGETTO E20 Motorsport	ITA	ITA	26	1:51.378	3	1:50.592	10	1:50.592	1.074	0.054	140.8
21	60	Leonardo Arduini	ITA	CHA	12	MC Motor Tecnica	ITA	EUR & ITA	26	1:50.933	8	1:50.594	7	1:50.594	1.076	0.002	140.8
22	19	Gianalberto Coldani	ITA	CHA	13	MC Motor Tecnica	ITA	ITA	26	1:50.613	8	1:50.756	15	1:50.613	1.095	0.019	140.7
23	5	Nicolas Milan	FRA			Milan Competition	FRA	EUR & FRA	21	1:50.969	7	1:50.939	4	1:50.939	1.421	0.326	140.3
24	12	Ludovico Longoni	ITA	CHA	14	MC Motor Tecnica	ITA	EUR & ITA	26	1:50.956	8	1:51.176	15	1:50.956	1.438	0.017	140.3
25	69	Quinto Stefana	ITA	RAC	4	Milan Competition	FRA	EUR	26	1:51.344	8	1:51.028	11	1:51.028	1.510	0.072	140.2
26	55		NLD	RAC	5	AST Competition	ESP	EUR & MID	25	1:51.037	8	1:51.146	10	1:51.037	1.519	0.009	140.2
27	95	Adam Sascha	ITA	CHA	15	SEVENHILLS MOTORSPORT	ITA	ITA	26	1:52.053	7	1:51.128	16	1:51.128	1.610	0.091	140.1
28	16	Lionel Viguier	FRA	RAC	6	T2CM	FRA	EUR & FRA	23	1:51.140	6	1:51.796	12	1:51.140	1.622	0.012	140.1
29	9	Andreas Stucki	CHE			Stucki Motorsport	CHE	MID	24	1:51.528	7	1:51.142	12	1:51.142	1.624	0.002	140.1
30	10	Filip Sandstroms	SWE	CHA	16	Carpek Racing	CZE	MID	25	1:52.891	8	1:51.375	7	1:51.375	1.857	0.233	139.8
31	12	Davide Gaggianesi	ITA	RAC	7	Faro Racing	ITA	ITA	26	1:51.822	8	1:51.377	12	1:51.377	1.859	0.002	139.8
32	11	Francesco Pagano	ITA	CHA	17	Costa Ovest	ITA	ITA	19	1:53.021	3	1:51.414	6	1:51.414	1.896	0.037	139.7
33	53	Due	ITA	RAC	8	Oregon Team	ITA	ITA	26	1:51.603	7	1:52.058	7	1:51.603	2.085	0.189	139.5
34	73	Sandro Cutini	ITA	RAC	9	Faro Racing	ITA	ITA	25	1:51.926	7	1:51.604	8	1:51.604	2.086	0.001	139.5
35	99	Guillaume Maio	FRA	CHA	18	GM Sport	FRA	EUR & MID	25	1:52.616	6	1:51.604	9	1:51.604	2.086	0.000	139.5
36	39	Alessandro Alcidi	ITA	RAC	10	Tuder Motorsport	ITA	ITA	23	1:51.917	7	1:52.228	13	1:51.917	2.399	0.313	139.1
37	10	Francesco Miotto	ITA	CHA	19	PROGETTO E20 Motorsport	ITA	ITA	21	1:52.448	3	1:52.032	10	1:52.032	2.514	0.115	139.0
38	3	Daniel Nyffeler	CHE	CHA	20	Stucki Motorsport	CHE	MID	26	1:52.264	8	1:52.144	8	1:52.144	2.626	0.112	138.8
39	38	Alessio Alcidi	ITA	CHA	21	Tuder Motorsport	ITA	ITA	25	1:52.197	8	1:52.619	7	1:52.197	2.679	0.053	138.8
40	17	Daniele Pasquali	ITA	RAC	11	Tuder Motorsport	ITA	EUR & ITA	26	1:54.730	8	1:53.511	9	1:53.511	3.993	1.314	137.1
41	75	Miranda Cordoba	URY	CHA	22	UNIQ Racing	POL	MID	24	1:53.711	6	1:54.100	11	1:53.711	4.193	0.200	136.9
42	14	Udo Brunner	DEU	RAC	12	LCB Racing	DEU	EUR	25	1:59.933	6	1:57.765	13	1:57.765	8.247	4.054	132.2

*** PENALTIES**

CARS #4 - #5 - #9 - #14 - #15 - #16 - #17 - #21 - #27 - #30 - #43 - #55 - #60 - #73 - #84 - #91 - #99 - #103 - #105 - #107 - #109 - #116 - #122 - #199 - #211 SOME LAP TIMES

CARS #1 - #3 - #4 - #5 - #9 - #12 - #14 - #15 - #16 - #17 - #19 - #21 - #27 - #30 - #38 - #39 - #53 - #55 - #60 - #69 SOME LAP TIMES DELETED DUE TRACK LIMITS

CARS #73 - #75 - #82 - #84 - #91 - #95 - #99 - #101 - #103 - #105 - #107 - #109 - #113 - #116 - #118 - #121 - #122 SOME LAP TIMES DELETED DUE TRACK LIMITS

CARS #125 - #199 - #211 SOME LAP TIMES DELETED DUE TRACK LIMITS

Published at:.....

Race Director:

Timekeeper:


JOB-1605-ESP/M

