

Red Bull Ring
Clio Cup Series
Collective Test 1

CLIO CUP

SERIES

Provisional Results

Clas	Nº	Driver	Nat	Cat	Clas	Team	Nat	Class	Clas	Laps	Best	Time	Gap	Interval	Km/h
1	12	Gabriele Torelli	ITA			Rangoni Corse	ITA	EUR & MID	1	9	8	1:49.612			142.0
2	199	Alejandro Schimpf	ESP	CHA	1	AST Competition	ESP	EUR & ESP	1	8	7	1:49.767	0.155	0.155	141.8
3	113	Adrian Schimpf	ESP	CHA	2	AST Competition	ESP	EUR & ESP	2	9	7	1:49.947	0.335	0.180	141.6
4	125	Jerzy Spinkiewicz	POL			UNIQ Racing	POL	EUR & ITA	1	9	8	1:50.050	0.438	0.103	141.5
5	105	Alessandro Brigatti	ITA	CHA	3	PROGETTO E20	ITA	ITA	1	9	8	1:50.092	0.480	0.042	141.4
6	101	Tomas Pekar	CZE			Carpek Racing	CZE	EUR & MID	2	9	8	1:50.196	0.584	0.104	141.3
7	116	Giacomo Trebbi	ITA	CHA	4	MC Motor Tecnica	ITA	ITA	2	10	9	1:50.379	0.767	0.183	141.0
8	82	Jacopo Giuseppe Cimenos	ITA	CHA	5	ESSECORSE	ITA	EUR & ITA	2	9	8	1:50.463	0.851	0.084	140.9
9	43	Damiano Puccetti	ITA	CHA	6	Rangoni Corse	ITA	EUR & MID	3	8	7	1:50.484	0.872	0.021	140.9
10	27	Federico Danova	ITA	CHA	7	ESSECORSE	ITA	ITA	3	9	7	1:50.596	0.984	0.112	140.8
11	19	Gianalberto Coldani	ITA	CHA	8	MC Motor Tecnica	ITA	ITA	4	10	8	1:50.613	1.001	0.017	140.7
12	4	Julien Baziret	FRA	CHA	9	Baziret Sport	FRA	EUR & MID	4	9	7	1:50.643	1.031	0.030	140.7
13	15	David Pouget	FRA			GPA Racing	FRA	EUR & FRA	1	9	3	1:50.869	1.257	0.226	140.4
14	211	Nikola Miljkovic	SRB	CHA	10	Tempo Racing Team	SRB	EUR & MID	5	8	7	1:50.928	1.316	0.059	140.3
15	60	Leonardo Arduini	ITA	CHA	11	MC Motor Tecnica	ITA	EUR & ITA	3	10	8	1:50.933	1.321	0.005	140.3
16	122	Ludovico Longoni	ITA	CHA	12	MC Motor Tecnica	ITA	EUR & ITA	4	10	8	1:50.956	1.344	0.023	140.3
17	5	Nicolas Milan	FRA			Milan Competition	FRA	EUR & FRA	2	9	7	1:50.969	1.357	0.013	140.3
18	84	Mattia Lancellotti	ITA	CHA	13	Faro Racing	ITA	EUR & ITA	5	9	6	1:51.035	1.423	0.066	140.2
19	55	René Steemetz	NLD	RAC	1	AST Competition	ESP	EUR & MID	6	9	8	1:51.037	1.425	0.002	140.2
20	16	Lionel Viguier	FRA	RAC	2	T2CM	FRA	EUR & FRA	3	9	6	1:51.140	1.528	0.103	140.1
21	30	Alex Lancellotti	ITA	RAC	3	Faro Racing	ITA	EUR & ITA	6	10	7	1:51.305	1.693	0.165	139.9
22	69	Quinto Stefana	ITA	RAC	4	Milan Competition	FRA	EUR	1	9	8	1:51.344	1.732	0.039	139.8
23	109	Francesco Savoia	ITA	CHA	14	PROGETTO E20	ITA	ITA	5	10	3	1:51.378	1.766	0.034	139.8
24	107	Cristian Ricciarini	ITA			ESSECORSE	ITA	EUR & ITA	7	8	3	1:51.465	1.853	0.087	139.7
25	9	Andreas Stucki	CHE			Stucki Motorsport	CHE	MID	1	8	7	1:51.528	1.916	0.063	139.6
26	91	Luca Franca	ITA	RAC	5	MC Motor Tecnica	ITA	EUR & ITA	8	10	7	1:51.534	1.922	0.006	139.6
27	1	Anthony Jurado	FRA			Milan Competition	FRA	EUR & MID	7	9	8	1:51.572	1.960	0.038	139.5
28	53	Due	ITA	RAC	6	Oregon Team	ITA	ITA	6	10	7	1:51.603	1.991	0.031	139.5
29	121	Davide Gaggianesi	ITA	RAC	7	Faro Racing	ITA	ITA	7	10	8	1:51.822	2.210	0.219	139.2
30	39	Alessandro Alcidi	ITA	RAC	8	Tuder Motorsport	ITA	ITA	8	9	7	1:51.917	2.305	0.095	139.1
31	73	Sandro Cutini	ITA	RAC	9	Faro Racing	ITA	ITA	9	10	7	1:51.926	2.314	0.009	139.1
32	95	Adam Sascha	ITA	CHA	15	SEVENHILLS	ITA	ITA	10	9	7	1:52.053	2.441	0.127	138.9
33	38	Alessio Alcidi	ITA	CHA	16	Tuder Motorsport	ITA	ITA	11	9	8	1:52.197	2.585	0.144	138.8
34	3	Daniel Nyffeler	CHE	CHA	17	Stucki Motorsport	CHE	MID	2	9	8	1:52.264	2.652	0.067	138.7
35	103	Francesco Miotto	ITA	CHA	18	PROGETTO E20	ITA	ITA	12	9	3	1:52.448	2.836	0.184	138.4
36	99	Guillaume Maio	FRA	CHA	19	GM Sport	FRA	EUR & MID	8	9	6	1:52.616	3.004	0.168	138.2
37	100	Filip Sandstroms	SWE	CHA	20	Carpek Racing	CZE	MID	3	9	8	1:52.891	3.279	0.275	137.9
38	118	Francesco Pagano	ITA	CHA	21	Costa Ovest	ITA	ITA	13	3	3	1:53.021	3.409	0.130	137.7
39	75	Miranda Cordoba Eduardo	USA	CHA	22	UNIQ Racing	POL	MID	4	9	6	1:53.711	4.099	0.690	136.9
40	17	Daniele Pasquali	ITA	RAC	10	Tuder Motorsport	ITA	EUR & ITA	9	9	8	1:54.730	5.118	1.019	135.7
41	21	Stephan Polderman	NLD	RAC	11	AST Competition	ESP	EUR & MID	9	8	2	1:58.172	8.560	3.442	131.7
42	14	Udo Brunner	DEU	RAC	12	LCB Racing	DEU	EUR	2	9	6	1:59.933	10.321	1.761	129.8

*** PENALTIES**

CARS #4 - #5 - #9 - #14 - #15 - #16 - #17 - #21 - #27 - #30 - #43 - #55 - #60 - #73 - #84 - #91 - #99 - #103 - #105 - #107 - #109 - #116 - #122 - #199 - #211 SOME LAP TIMES

Published at:.....

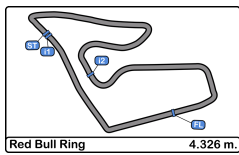
Track Temp: **14.8 °C** Air Temp: **11.1 °C** Humidity: **85 %** Track Status: **DRY**

Race Director:

Timekeeper:

Luis Garcia
 JOB-1605-ESP/M





Red Bull Ring
Clio Cup Series
Collective Test 1

CLIO CUP SERIES

Provisional Results by Category

RAC														
Clas	Nº	Driver	Nat	Cat	Clas	Team	Nat	Group	Laps	Best	Time	Gap	Interval	Km/h
1	55	René Steemetz		RAC	1	AST Competition		EUR & MID	9	8	1:51.037			140.2
2	16	Lionel Viguier		RAC	2	T2CM		EUR & FRA	9	6	1:51.140	0.103	0.103	140.1
3	30	Alex Lancellotti		RAC	3	Faro Racing		EUR & ITA	10	7	1:51.305	0.268	0.165	139.9
4	69	Quinto Stefana		RAC	4	Milan Competition		EUR	9	8	1:51.344	0.307	0.039	139.8
5	91	Luca Franca		RAC	5	MC Motortechnica		EUR & ITA	10	7	1:51.534	0.497	0.190	139.6
6	53	Due		RAC	6	Oregon Team		ITA	10	7	1:51.603	0.566	0.069	139.5
7	121	Davide Gaggianesi		RAC	7	Faro Racing		ITA	10	8	1:51.822	0.785	0.219	139.2
8	39	Alessandro Alcidi		RAC	8	Tuder Motorsport		ITA	9	7	1:51.917	0.880	0.095	139.1
9	73	Sandro Cutini		RAC	9	Faro Racing		ITA	10	7	1:51.926	0.889	0.009	139.1
10	17	Daniele Pasquali		RAC	10	Tuder Motorsport		EUR & ITA	9	8	1:54.730	3.693	2.804	135.7
11	21	Stephan Polderman		RAC	11	AST Competition		EUR & MID	8	2	1:58.172	7.135	3.442	131.7
12	14	Udo Brunner		RAC	12	LCB Racing		EUR	9	6	1:59.933	8.896	1.761	129.8

CHA														
Clas	Nº	Driver	Nat	Cat	Clas	Team	Nat	Group	Laps	Best	Time	Gap	Interval	Km/h
1	199	Alejandro Schimpf		CHA	1	AST Competition		EUR & ESP	8	7	1:49.767			141.8
2	113	Adrian Schimpf		CHA	2	AST Competition		EUR & ESP	9	7	1:49.947	0.180	0.180	141.6
3	105	Alessandro Brigatti		CHA	3	PROGETTO E20		ITA	9	8	1:50.092	0.325	0.145	141.4
4	116	Giacomo Trebbi		CHA	4	MC Motortechnica		ITA	10	9	1:50.379	0.612	0.287	141.0
5	82	Jacopo Giuseppe Cimenos		CHA	5	ESSECORSE		EUR & ITA	9	8	1:50.463	0.696	0.084	140.9
6	43	Damiano Puccetti		CHA	6	Rangoni Corse		EUR & MID	8	7	1:50.484	0.717	0.021	140.9
7	27	Federico Danova		CHA	7	ESSECORSE		ITA	9	7	1:50.596	0.829	0.112	140.8
8	19	Gianalberto Coldani		CHA	8	MC Motortechnica		ITA	10	8	1:50.613	0.846	0.017	140.7
9	4	Julien Baziret		CHA	9	Baziret Sport		EUR & MID	9	7	1:50.643	0.876	0.030	140.7
10	211	Nikola Miljkovic		CHA	10	Tempo Racing Team		EUR & MID	8	7	1:50.928	1.161	0.285	140.3
11	60	Leonardo Arduini		CHA	11	MC Motortechnica		EUR & ITA	10	8	1:50.933	1.166	0.005	140.3
12	122	Ludovico Longoni		CHA	12	MC Motortechnica		EUR & ITA	10	8	1:50.956	1.189	0.023	140.3
13	84	Mattia Lancellotti		CHA	13	Faro Racing		EUR & ITA	9	6	1:51.035	1.268	0.079	140.2
14	109	Francesco Savoia		CHA	14	PROGETTO E20		ITA	10	3	1:51.378	1.611	0.343	139.8
15	95	Adam Sascha		CHA	15	SEVENHILLS		ITA	9	7	1:52.053	2.286	0.675	138.9
16	38	Alessio Alcidi		CHA	16	Tuder Motorsport		ITA	9	8	1:52.197	2.430	0.144	138.8
17	3	Daniel Nyffeler		CHA	17	Stucki Motorsport		MID	9	8	1:52.264	2.497	0.067	138.7
18	103	Francesco Miotto		CHA	18	PROGETTO E20		ITA	9	3	1:52.448	2.681	0.184	138.4
19	99	Guillaume Maio		CHA	19	GM Sport		EUR & MID	9	6	1:52.616	2.849	0.168	138.2
20	100	Filip Sandstroms		CHA	20	Carpek Racing		MID	9	8	1:52.891	3.124	0.275	137.9
21	118	Francesco Pagano		CHA	21	Costa Ovest		ITA	3	3	1:53.021	3.254	0.130	137.7
22	75	Miranda Cordoba Eduardo		CHA	22	UNIQ Racing		MID	9	6	1:53.711	3.944	0.690	136.9

Clas	Nº	Driver	Nat	Cat	Clas	Team	Nat	Group	Laps	Best	Time	Gap	Interval	Km/h
1	12	Gabriele Torelli				Rangoni Corse		EUR & MID	9	8	1:49.612			142.0
2	125	Jerzy Spinkiewicz				UNIQ Racing		EUR & ITA	9	8	1:50.050	0.438	0.438	141.5
3	101	Tomas Pekar				Carpek Racing		EUR & MID	9	8	1:50.196	0.584	0.146	141.3
4	15	David Pouget				GPA Racing		EUR & FRA	9	3	1:50.869	1.257	0.673	140.4
5	5	Nicolas Milan				Milan Competition		EUR & FRA	9	7	1:50.969	1.357	0.100	140.3
6	107	Cristian Ricciarini				ESSECORSE		EUR & ITA	8	3	1:51.465	1.853	0.496	139.7
7	9	Andreas Stucki				Stucki Motorsport		MID	8	7	1:51.528	1.916	0.063	139.6
8	1	Anthony Jurado				Milan Competition		EUR & MID	9	8	1:51.572	1.960	0.044	139.5

* PENALTIES

CARS #4 - #5 - #9 - #14 - #15 - #16 - #17 - #21 - #27 - #30 - #43 - #55 - #60 - #73 - #84 - #91 - #99 - #103 - #105 - #107 - #109 - #116 - #122 - #199 - #211 SOME LAP TIMES

Published at:.....

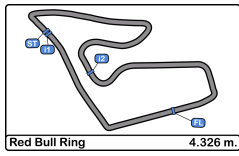
Track Temp: 14.8 °C Air Temp: 11.1 °C Humidity: 85 % Track Status: DRY

Race Director:

Timekeeper:

Luis Garcia
JOB-1605-ESP/M





Red Bull Ring
Clio Cup Series
Collective Test 1
Lap Analysis

CLIO CUP

SERIES

1 Anthony Jurado EUR & MID **9** Andreas Stucki MID
 Milan Competition Stucki Motorsport

Lap	D	Time	Sector 1	Sector 2	Sector 3	T. Spd	Elapsed	Lap	D	Time	Sector 1	Sector 2	Sector 3	T. Spd	Elapsed
1		8:12:46.405	8:11:10.695	58.704	37.006	136.5	8:12:46.405	1		8:13:42.054	8:11:33.725	1:01.669	37.560	105.4	8:13:12.954
2		1:52.215	28.256	49.544	34.415	181.8	8:14:38.620	2		1:55.141	29.284	50.558	35.299	177.0	8:15:08.095
3		1:52.554	27.996	49.530	35.028	180.9	8:16:31.174	3		6:15.714 P	28.693	4:36.220	1:10.801	177.0	8:21:23.809
4		2:31.911 P	29.024	55.445	1:07.442	187.5	8:19:03.085	4		9:41.365	8:12.540	52.041	36.784	151.6	8:31:05.174
5		11:25.905	9:59.863	50.605	35.437	154.7	8:30:28.990	5		1:53.209	28.252	49.689	35.268	180.9	8:32:58.383
6		1:51.714	28.049	49.318	34.347	181.8	8:32:20.704	6		1:54.174	29.139	49.824	35.211	174.4	8:34:52.557
7		1:52.467	27.729	49.099	35.639	182.4	8:34:13.171	7		1:51.528	28.015	48.924	34.589	181.8	8:36:44.085
8		1:51.572	27.779	49.348	34.445	183.6	8:36:04.743	8		2:41.852 P	28.110	1:09.841	1:03.901	179.1	8:39:25.937
9		2:22.360 P	27.692	48.893	1:05.775	183.0	8:38:27.103								

3 Daniel Nyffeler MID **12** Gabriele Torelli EUR & MID
 CHA Stucki Motorsport Rangoni Corse

Lap	D	Time	Sector 1	Sector 2	Sector 3	T. Spd	Elapsed	Lap	D	Time	Sector 1	Sector 2	Sector 3	T. Spd	Elapsed
1		8:13:14.062	8:11:34.560	1:01.802	37.700	102.2	8:13:14.062	1		8:13:35.245	8:11:53.588	1:00.986	40.671	120.5	8:13:35.245
2		1:56.241	29.713	50.967	35.561	176.4	8:15:10.303	2		1:57.581	30.424	52.193	34.964	165.1	8:15:32.826
3		1:54.060	28.713	50.163	35.184	177.9	8:17:04.363	3		1:52.131	27.827	49.887	34.417	181.2	8:17:24.957
4		2:48.378 P	29.061	1:04.577	1:14.740	158.8	8:19:52.741	4		2:29.640 P	32.140	54.524	1:02.976	146.5	8:19:54.597
5		11:11.306	9:44.204	51.903	35.199	158.8	8:31:04.047	5		10:49.245	9:24.822	49.829	34.594	175.3	8:30:43.842
6		1:54.044	28.530	49.805	35.709	178.8	8:32:58.091	6		1:51.104	27.854	48.677	34.573	183.6	8:32:34.946
7		1:53.638	29.001	49.911	34.726	177.9	8:34:51.729	7		1:51.025	28.205	48.923	33.897	183.3	8:34:25.971
8		1:52.264	28.276	49.017	34.971	179.4	8:36:43.993	8		1:49.612	27.311	48.519	33.782	188.4	8:36:15.583
9		2:47.584 P	29.258	1:12.672	1:05.654	169.8	8:39:31.577	9		2:35.747 P	27.520	49.013	1:19.214	183.9	8:38:51.330

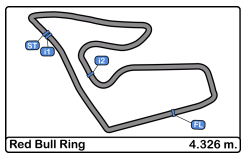
4 Julien Baziret EUR & MID **14** Udo Brunner EUR
 CHA Baziret Sport RAC LCB Racing

Lap	D	Time	Sector 1	Sector 2	Sector 3	T. Spd	Elapsed	Lap	D	Time	Sector 1	Sector 2	Sector 3	T. Spd	Elapsed
1		8:12:34.748	8:10:59.275	58.749	36.724	118.5	8:12:34.748	1		8:13:21.159	8:11:36.164	1:03.194	41.801	96.5	8:13:21.159
2		1:53.056	28.594	49.733	34.729	179.4	8:14:27.804	2		2:05.503	30.392	54.659	40.452	173.0	8:15:26.662
3		1:51.634	27.960	49.069	34.605	181.8	8:16:19.438	3		2:03.753	29.649	53.085	41.019	175.8	8:17:30.415
4		2:14.008 P	27.678	49.843	56.487	182.4	8:18:33.446	4		2:52.807 P	36.352	55.040	1:21.415	159.7	8:20:23.222
5		11:49.282	10:22.905	51.488	34.889	163.1	8:30:22.728	5		10:34.855	9:01.324	54.357	39.174	155.3	8:30:58.077
6		1:50.892	27.917	48.939	34.036	179.7	8:32:13.620	6		1:59.933	29.348	51.971	38.614	176.7	8:32:58.010
7		1:50.643	27.734	48.648	34.261	184.6	8:34:04.263	7		2:01.487	30.668	52.434	38.385	166.4	8:34:59.497
8		1:49.942	27.607	48.423	33.912	181.8	8:35:54.205	8		2:00.046	29.278	51.954	38.814	177.6	8:36:59.543
9		2:00.457 P	27.540	48.588	44.329	185.2	8:37:54.662	9		2:41.345 P	29.490	58.652	1:13.203	164.8	8:39:40.888

5 Nicolas Milan EUR & FRA **15** David Pouget EUR & FRA
 Milan Competition GPA Racing

Lap	D	Time	Sector 1	Sector 2	Sector 3	T. Spd	Elapsed	Lap	D	Time	Sector 1	Sector 2	Sector 3	T. Spd	Elapsed
1		8:12:45.927	8:11:10.200	58.777	36.950	129.8	8:12:45.927	1		8:12:33.933	8:11:00.997	56.072	36.864	131.2	8:12:33.933
2		1:53.788	28.973	50.078	34.737	167.7	8:14:39.715	2		1:52.358	28.613	49.189	34.556	177.3	8:14:26.291
3		1:52.206	27.922	49.415	34.869	183.3	8:16:31.921	3		1:50.869	27.982	48.686	34.201	181.5	8:16:17.160
4		2:28.884 P	28.057	54.777	1:06.050	183.6	8:19:00.805	4		2:13.042 P	27.858	50.400	54.784	183.0	8:18:30.202
5		11:28.823	10:02.750	51.079	34.994	139.8	8:30:29.628	5		1:52.094	10:25.777	51.329	34.988	163.6	8:30:22.296
6		1:51.396	28.193	48.915	34.288	180.9	8:32:21.024	6		1:50.679	28.100	48.663	33.916	180.6	8:32:12.975
7		1:50.969	27.835	48.908	34.226	183.9	8:34:11.993	7		1:50.766	28.051	48.432	34.283	180.3	8:34:03.741
8		1:50.980	27.969	48.607	34.404	180.0	8:36:02.973	8		1:49.876	27.892	48.169	33.815	181.5	8:35:53.617
9		2:22.511 P	27.978	49.502	1:05.031	180.3	8:38:25.484	9		2:04.125 P	27.720	48.432	47.973	182.4	8:37:57.742





Red Bull Ring
Clio Cup Series
Collective Test 1
Lap Analysis

CLIO CUP SERIES

16 Lionel Viguier **EUR & FRA** **27** Federico Danova **ITA**
 RAC T2CM CHA ESSECORSE

Lap	D	Time	Sector 1	Sector 2	Sector 3	T. Spd	Elapsed	Lap	D	Time	Sector 1	Sector 2	Sector 3	T. Spd	Elapsed
1		8:12:37.376	8:10:58.348	1:00.801	38.227	110.0	8:12:37.376	1		8:13:37.793	8:11:58.041	59.150	40.602	133.9	8:13:37.793
2		1:57.026	28.988	52.231	35.807	174.1	8:14:34.402	2		4:57.656	29.922	51.648	36.086	167.4	8:15:35.449
3		1:53.392	28.176	49.643	35.573	182.7	8:16:27.794	3		1:53.779	28.072	50.306	35.401	183.0	8:17:29.228
4		2:16.918 P	27.984	52.688	56.246	183.0	8:18:44.712	4		2:33.825 P	30.795	54.685	1:08.345	144.3	8:20:03.053
5		11:38.716	10:12.203	51.719	34.794	166.9	8:30:23.428	5		10:34.445	9:08.374	51.231	34.840	175.6	8:30:37.498
6		1:51.140	27.862	49.067	34.211	183.9	8:32:14.568	6		1:51.570	28.001	49.295	34.274	182.1	8:32:29.068
7		4:50.552	27.636	48.693	34.223	184.6	8:34:05.120	7		1:50.596	27.657	48.713	34.226	183.6	8:34:19.664
8		4:50.283	27.576	48.704	34.003	184.9	8:35:55.403	8		1:52.248	29.016	49.103	34.129	171.4	8:36:11.912
9		2:06.578 P	27.506	48.506	50.566	184.6	8:38:01.981	9		2:34.557 P	28.217	48.734	1:17.606	185.8	8:38:46.469

17 Daniele Pasquali **EUR & ITA** **30** Alex Lancellotti **EUR & ITA**
 RAC Tudor Motorsport RAC Faro Racing

Lap	D	Time	Sector 1	Sector 2	Sector 3	T. Spd	Elapsed	Lap	D	Time	Sector 1	Sector 2	Sector 3	T. Spd	Elapsed
1		8:13:00.614	8:11:24.300	57.864	38.450	148.9	8:13:00.614	1		8:12:36.601	8:10:49.296	1:09.280	38.025	149.3	8:12:36.601
2		1:57.278	29.443	51.793	36.042	177.0	8:14:57.892	2		4:56.087	28.798	51.026	36.263	179.1	8:14:32.688
3		4:55.066	29.230	50.390	35.436	178.8	8:16:52.948	3		1:54.209	28.375	50.575	35.259	160.0	8:16:26.897
4		2:57.485 P	28.459	1:14.889	1:14.137	178.2	8:19:50.433	4		2:12.804 P	28.229	49.693	54.882	179.1	8:18:39.701
5		10:50.664	9:24.270	51.138	35.256	175.3	8:30:41.097	5		11:32.081	10:06.209	50.565	35.307	176.1	8:30:11.782
6		4:55.448	28.719	50.819	35.580	169.0	8:32:36.215	6		1:51.663	27.767	49.208	34.688	184.6	8:32:03.445
7		4:54.077	28.235	49.539	36.303	180.3	8:34:30.292	7		1:51.305	27.903	49.182	34.220	182.4	8:33:54.750
8		1:54.730	28.362	50.273	36.095	179.1	8:36:25.022	8		4:54.496	27.976	49.101	34.119	181.5	8:35:45.946
9		2:39.464 P	28.308	51.743	1:19.413	180.0	8:39:04.486	9		1:50.507	27.620	48.721	34.166	183.6	8:37:36.453
10		2:39.915 P	28.316	1:07.676	59.023	90.7	8:40:16.368								

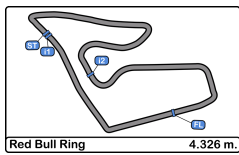
19 Gianalberto Coldani **ITA** **38** Alessio Alcidi **ITA**
 CHA MC Motortecnica CHA Tudor Motorsport

Lap	D	Time	Sector 1	Sector 2	Sector 3	T. Spd	Elapsed	Lap	D	Time	Sector 1	Sector 2	Sector 3	T. Spd	Elapsed
1		8:12:13.694	8:10:41.474	55.414	36.806	141.5	8:12:13.694	1		8:12:59.727	8:11:23.257	58.081	38.389	147.9	8:12:59.727
2		1:56.506	29.237	51.223	36.046	175.0	8:14:10.200	2		1:57.290	29.233	52.073	35.984	180.3	8:14:57.017
3		1:53.315	28.031	50.245	35.039	180.9	8:16:03.515	3		1:53.423	28.394	50.035	34.994	182.1	8:16:50.440
4		2:10.814 P	27.879	49.333	53.602	180.9	8:18:14.329	4		2:51.954 P	28.295	1:14.335	1:09.324	181.5	8:19:42.394
5		11:49.077	10:23.025	51.055	34.997	176.7	8:30:03.406	5		10:56.840	9:29.662	51.710	35.468	175.6	8:30:39.234
6		1:51.373	27.991	48.875	34.507	182.4	8:31:54.779	6		1:52.725	28.202	49.779	34.744	180.6	8:32:31.959
7		1:51.251	27.725	49.028	34.498	183.6	8:33:46.030	7		1:53.172	28.003	50.440	34.729	182.1	8:34:25.131
8		1:50.613	27.668	48.734	34.211	184.6	8:35:36.643	8		1:52.197	27.874	49.794	34.529	184.6	8:36:17.328
9		1:54.353	27.610	52.419	34.324	180.9	8:37:30.996	9		2:38.612 P	28.143	49.366	1:21.103	180.9	8:38:55.940
10		2:39.847 P	37.103	1:06.921	55.823	93.5	8:40:10.843								

21 Stephan Polderman **EUR & MID** **39** Alessandro Alcidi **ITA**
 RAC AST Competition RAC Tudor Motorsport

Lap	D	Time	Sector 1	Sector 2	Sector 3	T. Spd	Elapsed	Lap	D	Time	Sector 1	Sector 2	Sector 3	T. Spd	Elapsed
1		8:13:38.694	8:11:48.199	1:09.584	40.911	87.5	8:13:38.694	1		8:12:58.445	8:11:22.788	57.741	37.916	136.0	8:12:58.445
2		1:58.172	29.618	51.698	36.856	172.8	8:15:36.866	2		1:57.378	29.881	51.677	35.820	168.4	8:14:55.823
3		1:52.888	28.216	49.690	34.982	183.6	8:17:29.754	3		1:54.287	28.533	50.604	35.150	181.8	8:16:50.110
4		2:41.565 P	33.973	53.915	1:13.677	160.0	8:20:11.319	4		2:58.881 P	29.063	1:16.327	1:13.491	138.9	8:19:48.991
5		4:40.066	9:15.425	49.798	34.843	177.6	8:30:51.385	5		10:51.431	9:24.736	51.392	35.303	167.7	8:30:40.422
6		4:54.298	27.866	48.801	34.631	182.1	8:32:42.683	6		1:52.298	28.191	49.473	34.634	184.9	8:32:32.720
7		4:52.082	28.050	48.932	35.100	181.2	8:34:34.765	7		1:51.917	27.850	49.396	34.671	185.2	8:34:24.637
8		3:41.828 P	29.225	2:05.512	1:07.091	159.2	8:38:16.593	8		2:01.759	27.972	49.646	44.141	183.9	8:36:26.396
9								9		2:41.247 P	29.365	54.519	1:17.363	179.4	8:39:07.643





Red Bull Ring
Clio Cup Series
Collective Test 1
Lap Analysis

CLIO CUP

SERIES

43 Damiano Puccetti EUR & MID **69** Quinto Stefana EUR
 CHA Rangoni Corse RAC Milan Competition

Lap	D	Time	Sector 1	Sector 2	Sector 3	T. Spd	Elapsed	Lap	D	Time	Sector 1	Sector 2	Sector 3	T. Spd	Elapsed
1		8:13:35.586	8:11:53.966	1:00.987	40.633	111.5	8:13:35.586	1		8:12:48.767	8:11:12.177	59.105	37.485	129.1	8:12:48.767
2		1:57.987	30.416	52.197	35.374	159.7	8:15:33.573	2		1:56.250	28.788	51.900	35.562	180.6	8:14:45.017
3		1:53.515	28.045	50.309	35.161	182.4	8:17:27.088	3		1:53.350	28.004	50.018	35.328	179.4	8:16:38.367
4		2:32.870 P	32.387	54.426	1:06.057	143.6	8:19:59.958	4		2:33.208 P	28.048	56.938	1:08.222	181.2	8:19:11.575
5		10:46.135	9:21.344	50.009	34.782	176.7	8:30:46.093	5		11:19.687	9:52.535	51.717	35.435	136.1	8:30:31.262
6		1:51.248	27.920	48.945	34.383	182.7	8:32:37.341	6		1:58.831 P	27.628	48.965	42.238	185.8	8:32:30.093
7		1:50.484	27.613	48.695	34.176	185.8	8:34:27.825	7		2:15.278	49.028	51.567	34.683	141.3	8:34:45.371
8		1:52.592	27.748	49.418	35.426	184.3	8:36:20.417	8		1:51.344	27.924	48.906	34.514	181.8	8:36:36.715
9			28.025			187.5		9		2:41.863 P	28.089	53.635	1:20.139	181.5	8:39:18.578

53 Due ITA **73** Sandro Cutini ITA
 RAC Oregon Team RAC Faro Racing

Lap	D	Time	Sector 1	Sector 2	Sector 3	T. Spd	Elapsed	Lap	D	Time	Sector 1	Sector 2	Sector 3	T. Spd	Elapsed
1		8:12:14.890	8:10:42.545	55.654	36.691	142.1	8:12:14.890	1		8:12:28.433	8:10:48.746	1:00.484	39.203	142.8	8:12:28.433
2		1:58.295	29.595	52.823	35.877	169.5	8:14:13.185	2		1:56.681	29.613	50.943	36.125	179.1	8:14:25.114
3		1:53.187	28.147	50.018	35.022	182.1	8:16:06.372	3		1:55.183	29.444	50.556	35.183	173.3	8:16:20.297
4		2:11.280 P	28.221	50.041	53.018	180.3	8:18:17.652	4		2:17.473 P	28.125	50.278	59.070		8:18:37.770
5		11:47.810	10:21.281	50.968	35.561	170.8	8:30:05.462	5		4:33.476	10:07.231	50.902	35.043	175.8	8:30:10.946
6		1:52.701	28.388	49.508	34.805	181.2	8:31:58.163	6		1:53.984	28.366	50.011	35.607	182.4	8:32:04.930
7		1:51.603	28.070	49.069	34.464	185.5	8:33:49.766	7		1:51.926	28.129	49.299	34.498	183.6	8:33:56.856
8		1:51.638	28.048	49.087	34.503	182.1	8:35:41.404	8		1:52.976	29.294	48.898	34.784	181.2	8:35:49.832
9		1:52.054	28.138	49.037	34.879	181.5	8:37:33.458	9		1:51.352	27.883	49.012	34.457	184.3	8:37:41.184
10		2:40.786 P	35.632	1:07.430	57.724	93.8	8:40:14.244	10		2:38.715 P	30.726	1:07.655	1:00.334	117.6	8:40:19.899

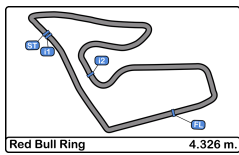
55 René Steemetz EUR & MID **75** Miranda Cordoba Eduardo MID
 RAC AST Competition CHA UNIQ Racing

Lap	D	Time	Sector 1	Sector 2	Sector 3	T. Spd	Elapsed	Lap	D	Time	Sector 1	Sector 2	Sector 3	T. Spd	Elapsed
1		8:13:24.310	8:11:50.421	56.438	37.451	121.3	8:13:24.310	1		8:12:42.094	8:11:07.519	57.157	37.418	111.4	8:12:42.094
2		2:12.807	29.579	1:04.503	38.725	151.4	8:15:37.117	2		1:58.375	30.393	52.070	35.912	166.4	8:14:40.469
3		1:53.594	28.337	50.213	35.044	181.2	8:17:30.711	3		1:55.447	28.814	50.533	36.100	175.8	8:16:35.916
4		2:44.837 P	34.577	53.804	1:16.456	163.1	8:20:15.548	4		2:29.400 P	28.971	53.579	1:06.850	173.9	8:19:05.316
5		4:39.628	9:14.147	50.135	35.346	175.6	8:30:55.176	5		11:28.694	10:00.858	52.010	35.826	144.1	8:30:34.010
6		2:02.752	28.324	49.563	44.865	176.7	8:32:57.928	6		1:53.711	28.722	49.951	35.038	177.3	8:32:27.721
7		1:55.403	30.321	49.691	35.391	180.6	8:34:53.331	7		1:55.523	28.629	51.108	35.786	175.8	8:34:23.244
8		1:51.037	27.944	48.707	34.386	178.2	8:36:44.368	8		2:06.148	28.827	50.920	46.401	175.0	8:36:29.392
9		2:44.636 P	28.294	1:10.214	1:06.128	176.1	8:39:29.004	9		2:40.699 P	30.170	52.018	1:18.511	173.9	8:39:10.091

60 Leonardo Arduini EUR & ITA **82** Jacopo Giuseppe Cimenos EUR & ITA
 CHA MC Motortecnica CHA ESSECORSE

Lap	D	Time	Sector 1	Sector 2	Sector 3	T. Spd	Elapsed	Lap	D	Time	Sector 1	Sector 2	Sector 3	T. Spd	Elapsed
1		8:12:12.452	8:10:40.926	54.781	36.745	135.6	8:12:12.452	1		8:13:39.405	8:11:59.740	58.766	40.899	105.6	8:13:39.405
2		1:56.004	29.823	50.555	35.626	171.9	8:14:08.456	2		1:57.041	29.848	51.359	35.834	176.4	8:15:36.446
3		1:53.163	27.977	50.660	34.526	182.4	8:16:01.619	3		1:52.956	28.203	49.546	35.207	182.4	8:17:29.402
4		2:10.770 P	28.001	49.615	53.154	175.0	8:18:12.389	4		2:38.028 P	32.932	53.815	1:11.281	162.8	8:20:07.430
5		11:50.179	10:24.403	50.772	35.004	175.3	8:30:02.568	5		10:27.331	9:00.992	51.456	34.883	157.4	8:30:34.761
6		1:51.414	28.064	49.132	34.218	181.8	8:31:53.982	6		1:50.706	27.658	48.535	34.513	185.2	8:32:25.467
7		1:51.520	27.939	49.041	34.540	182.1	8:33:45.502	7		1:51.071	27.640	48.516	34.915	186.5	8:34:16.538
8		1:50.933	27.778	48.796	34.359	183.3	8:35:36.435	8		1:50.463	27.767	48.669	34.027	186.2	8:36:07.001
9		1:51.191	27.655	48.936	34.600	185.8	8:37:27.626	9		2:30.355 P	27.789	48.201	1:14.365	185.8	8:38:37.356
10		2:34.436 P	38.161	1:06.788	49.487	101.2	8:40:02.062								





Red Bull Ring
Clio Cup Series
Collective Test 1
Lap Analysis

CLIO CUP SERIES

84

Mattia Lancellotti

EUR & ITA **100**

Filip Sandstroms

MID

CHA

Faro Racing

CHA

Carpek Racing

Lap	D	Time	Sector 1	Sector 2	Sector 3	T. Spd	Elapsed	Lap	D	Time	Sector 1	Sector 2	Sector 3	T. Spd	Elapsed
1		8:12:23.928	8:10:50.298	56.848	36.782	132.8	8:12:23.928	1		8:12:57.273	8:11:20.350	58.694	38.229	118.5	8:12:57.273
2		1:54.678	28.376	51.142	35.160	178.5	8:14:18.606	2		1:57.957	29.848	52.055	36.054	175.3	8:14:55.230
3		1:52.058	27.917	49.518	34.623	179.4	8:16:10.664	3		1:54.086	28.787	50.040	35.259	177.6	8:16:49.316
4		2:10.754 P	27.851	49.112	53.791	179.4	8:18:21.418	4		2:46.107 P	28.513	1:13.824	1:03.770	178.5	8:19:35.423
5		11:46.306	10:21.491	50.265	34.550	171.9	8:30:07.724	5		11:04.733	9:35.205	54.073	35.455	143.2	8:30:40.156
6		1:51.035	27.867	49.079	34.089	180.6	8:31:58.759	6		1:54.615	28.624	50.709	35.282	184.6	8:32:34.771
7		2:08.443	27.608	49.552	51.283	185.5	8:34:07.202	7		1:56.131	28.255	52.896	34.980	183.9	8:34:30.902
8		4:50.938	27.620	49.189	34.129	180.9	8:35:58.140	8		1:52.891	27.977	49.458	35.456	184.6	8:36:23.793
9		2:16.709 P	27.702	48.719	1:00.288	181.8	8:38:14.849	9		2:36.359 P	28.382	51.413	1:16.564	180.0	8:39:00.152

91

Luca Franca

EUR & ITA **101**

Tomas Pekar

EUR & MID

RAC

MC Motortecnica

Carpek Racing

Lap	D	Time	Sector 1	Sector 2	Sector 3	T. Spd	Elapsed	Lap	D	Time	Sector 1	Sector 2	Sector 3	T. Spd	Elapsed
1		8:12:11.584	8:10:39.399	54.675	37.510	145.5	8:12:11.584	1		8:12:51.837	8:11:17.980	56.375	37.482	134.8	8:12:51.837
2		1:55.314	29.273	50.840	35.201	174.4	8:14:06.898	2		1:55.483	30.081	50.147	35.255	178.2	8:14:47.320
3		1:52.640	28.257	49.363	35.020	177.9	8:15:59.538	3		1:52.015	27.842	49.470	34.703	182.4	8:16:39.335
4		2:01.980 P	28.091	49.150	44.739	179.1	8:18:01.518	4		2:36.016 P	27.769	57.608	1:10.639	182.4	8:19:15.351
5		11:58.682	10:33.292	50.640	34.750	173.0	8:30:00.200	5		11:18.548	9:52.287	51.301	34.960	167.9	8:30:33.899
6		1:53.110	28.071	50.067	34.972	178.5	8:31:53.310	6		1:56.733	27.608	54.220	34.905	184.3	8:32:30.632
7		1:51.534	27.568	49.040	34.926	182.7	8:33:44.844	7		1:51.146	27.619	49.009	34.518	183.6	8:34:21.778
8		4:50.382	27.688	48.579	34.115	182.1	8:35:35.226	8		1:50.196	27.647	48.680	33.869	184.3	8:36:11.974
9		1:54.990	27.904	52.920	34.166	178.8	8:37:30.216	9		2:32.282 P	27.939	48.722	1:15.621	184.6	8:38:44.256
10		2:38.323 P	37.022	1:06.892	54.409	99.6	8:40:08.539								

95

Adam Sascha

ITA

Francesco Miotto

ITA

CHA

SEVENHILLS MOTORSPORT

CHA

PROGETTO E20 Motorsport

Lap	D	Time	Sector 1	Sector 2	Sector 3	T. Spd	Elapsed	Lap	D	Time	Sector 1	Sector 2	Sector 3	T. Spd	Elapsed
1		8:13:03.607	8:11:27.544	59.167	36.896	106.8	8:13:03.607	1		8:12:17.099	8:10:45.701	54.961	36.437	146.3	8:12:17.099
2		1:54.398	28.715	50.207	35.476	180.0	8:14:58.005	2		1:55.318	28.691	51.265	35.362	181.2	8:14:12.417
3		1:52.765	28.164	49.570	35.031	183.0	8:16:50.770	3		1:52.448	27.983	49.470	34.995	184.3	8:16:04.865
4		2:52.791 P	28.231	1:15.106	1:09.454	181.2	8:19:43.561	4		2:11.252 P	27.860	49.427	53.965	182.4	8:18:16.117
5		10:57.834	9:32.490	50.445	34.899	176.7	8:30:41.395	5		4:51.275	10:25.437	50.795	35.043	178.5	8:30:07.392
6		1:53.532	28.209	50.246	35.077	183.6	8:32:34.927	6		4:53.384	28.497	50.271	34.613	180.0	8:32:00.773
7		1:52.053	28.422	49.106	34.525	180.6	8:34:26.980	7		4:55.335	29.765	50.764	34.806	142.2	8:33:56.108
8		1:52.968	27.560	49.534	35.874	184.9	8:36:19.948	8		4:52.140	27.948	49.414	34.778	182.7	8:35:48.248
9		2:37.741 P	28.228	49.312	1:20.201	185.2	8:38:57.689	9		2:03.361 P	28.024	49.287	46.050	182.7	8:37:51.609

99

Guillaume Maio

EUR & MID

Alessandro Brigatti

ITA

CHA

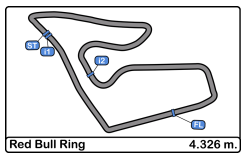
GM Sport

CHA

PROGETTO E20 Motorsport

Lap	D	Time	Sector 1	Sector 2	Sector 3	T. Spd	Elapsed	Lap	D	Time	Sector 1	Sector 2	Sector 3	T. Spd	Elapsed
1		8:12:49.027	8:11:15.039	56.795	37.193	142.6	8:12:49.027	1		8:12:14.877	8:10:43.792	55.111	35.974	149.3	8:12:14.877
2		1:55.299	28.833	50.782	35.684	179.4	8:14:44.326	2		1:54.360	29.101	50.586	34.673	175.3	8:14:09.237
3		4:53.984	28.407	49.909	35.668	179.1	8:16:38.310	3		1:51.759	27.705	49.820	34.234	185.8	8:16:00.996
4		2:41.575 P	28.926	59.839	1:12.810	175.6	8:19:19.885	4		2:05.612 P	27.524	49.140	48.948	185.5	8:18:06.608
5		11:10.542	9:42.742	52.386	35.414	149.5	8:30:30.427	5		4:26.192	10:58.653	51.984	35.555	140.9	8:30:32.800
6		1:52.616	28.237	49.691	34.688	180.9	8:32:23.043	6		4:54.779	27.505	48.844	35.430	184.6	8:32:24.579
7		4:54.705	28.128	49.103	34.474	180.6	8:34:14.748	7		1:52.470	27.719	50.617	34.134	181.5	8:34:17.049
8		4:54.977	27.924	49.524	34.529	181.8	8:36:06.725	8		1:50.092	27.347	48.725	34.020	187.1	8:36:07.141
9		2:42.739 P	33.044	49.766	1:19.929	145.5	8:38:49.464	9		2:31.498 P	27.736	48.452	1:15.310	183.0	8:38:38.639





Red Bull Ring
Clio Cup Series
Collective Test 1
Lap Analysis

CLIO CUP SERIES

107 Cristian Ricciarini EUR & ITA **118** Francesco Pagano ITA
ESSECORSE CHA Costa Ovest

Lap	D	Time	Sector 1	Sector 2	Sector 3	T. Spd	Elapsed	Lap	D	Time	Sector 1	Sector 2	Sector 3	T. Spd	Elapsed
1		8:12:54.504	8:11:21.262	55.567	37.675	153.1	8:12:54.504	1		8:12:42.629	8:11:08.050	57.171	37.408	107.6	8:12:42.629
2		1:53.785	28.786	49.951	35.048	178.8	8:14:48.289	2		1:55.650	29.595	50.734	35.321	179.4	8:14:38.279
3		1:51.465	27.700	49.349	34.416	183.3	8:16:39.754	3		1:53.021	28.720	49.711	34.590	183.3	8:16:31.300
4		2:38.735 P	27.669	59.267	1:11.799	185.8	8:19:18.489	4		28.323				179.7	
5		44:47.264	9:51.755	51.053	34.453	172.5	8:30:35.750	121 Davide Gaggianesi ITA							
6		4:50.447	27.539	48.571	34.337	185.5	8:32:26.197	RAC Faro Racing							
7		1:54.149	27.374	48.591	38.184	186.5	8:34:20.346	Lap D	Time	Sector 1	Sector 2	Sector 3	T. Spd	Elapsed	
8		2:19.670 P	27.482	48.730	1:03.458	183.3	8:36:40.016	1	8:12:24.706	8:10:49.796	57.863	37.047	141.3	8:12:24.706	

109 Francesco Savoia ITA
CHA PROGETTO E20 Motorsport

Lap	D	Time	Sector 1	Sector 2	Sector 3	T. Spd	Elapsed	Lap	D	Time	Sector 1	Sector 2	Sector 3	T. Spd	Elapsed
1		8:12:15.800	8:10:44.377	55.480	35.943	144.3	8:12:15.800	5		11:45.408	10:20.288	50.579	34.541	173.3	8:30:08.654
2		1:54.829	28.398	51.656	34.775	174.7	8:14:10.629	6		1:52.462	27.878	50.005	34.579	183.0	8:32:01.116
3		1:51.378	27.490	49.651	34.237	184.9	8:16:02.007	7		1:52.011	27.989	49.355	34.667	180.9	8:33:53.127
4		2:08.599 P	27.422	49.253	51.924	186.8	8:18:10.606	8		1:51.822	28.160	49.121	34.541	180.9	8:35:44.949
5		44:54.205	10:28.968	50.594	34.643	180.0	8:30:04.811	9		1:52.219	27.973	49.922	34.324	181.2	8:37:37.168
6		4:54.383	27.863	49.250	34.270	185.8	8:31:56.194	10		2:40.912 P	33.058	1:07.613	1:00.241	83.2	8:40:18.080
7		4:52.028	28.686	48.980	34.362	182.4	8:33:48.222	122 Ludovico Longoni EUR & ITA							
8		4:50.497	27.626	48.613	34.258	184.3	8:35:38.719	CHA MC Motortecnica							
9		1:50.759	27.595	48.960	34.204	184.6	8:37:29.478	Lap D	Time	Sector 1	Sector 2	Sector 3	T. Spd	Elapsed	
10		2:36.603 P	37.076	1:07.038	52.489	97.1	8:40:06.081	1	8:12:14.337	8:10:42.012	55.580	36.745	138.8	8:12:14.337	

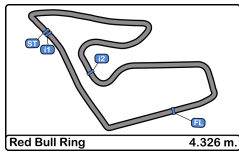
113 Adrian Schimpf EUR & ESP
CHA AST Competition

Lap	D	Time	Sector 1	Sector 2	Sector 3	T. Spd	Elapsed	Lap	D	Time	Sector 1	Sector 2	Sector 3	T. Spd	Elapsed
1		8:13:36.801	8:11:56.394	1:00.313	40.094	119.8	8:13:36.801	2		1:57.385	29.432	52.717	35.236	175.3	8:14:11.722
2		1:57.835	30.106	51.917	35.812	173.9	8:15:34.636	3		2:04.427	28.235	1:01.148	35.044	178.8	8:16:16.149
3		1:51.823	28.281	48.967	34.575	181.8	8:17:26.459	4		2:15.701 P	28.318	51.410	55.973	178.8	8:18:31.850
4		2:32.214 P	32.334	54.644	1:05.236	146.7	8:19:58.673	5		11:32.387	10:06.711	50.870	34.806	172.2	8:30:04.237
5		10:49.950	9:26.165	49.270	34.515	175.6	8:30:48.623	6		1:52.889	28.039	50.091	34.759	181.2	8:31:57.126
6		1:50.151	27.570	48.507	34.074	184.9	8:32:38.774	7		4:54.950	27.947	49.779	34.224	181.8	8:33:49.076
7		1:49.947	27.391	48.344	34.212	186.8	8:34:28.721	8		1:50.956	27.826	48.937	34.193	180.9	8:35:40.032
8		1:50.675	27.440	48.240	34.995	185.5	8:36:19.396	9		1:51.514	28.024	49.268	34.222	180.3	8:37:31.546
9		2:35.460 P	27.844	48.490	1:19.126	182.1	8:38:54.856	10		2:40.958 P	37.019	1:07.388	56.551	93.9	8:40:12.504

116 Giacomo Trebbi ITA
CHA MC Motortecnica

Lap	D	Time	Sector 1	Sector 2	Sector 3	T. Spd	Elapsed	Lap	D	Time	Sector 1	Sector 2	Sector 3	T. Spd	Elapsed
1		8:12:12.161	8:10:40.162	54.545	37.454	148.7	8:12:12.161	1		8:12:38.595	8:11:05.803	56.988	35.804	125.7	8:12:38.595
2		1:55.429	29.328	50.766	35.335	175.0	8:14:07.590	2		1:51.565	27.994	49.283	34.288	183.3	8:14:30.160
3		4:52.472	28.169	49.617	34.686	181.8	8:16:00.062	3		1:50.250	27.838	48.477	33.935	180.6	8:16:20.410
4		2:05.221 P	27.896	49.487	47.838	183.0	8:18:05.283	4		2:15.270 P	28.009	49.467	57.794	179.4	8:18:35.680
5		11:55.826	10:30.382	50.494	34.950	173.0	8:30:01.109	5		11:56.604	10:28.377	52.928	35.299	116.1	8:30:32.284
6		1:51.702	28.049	48.981	34.672	182.1	8:31:52.811	6		2:00.841 P	27.539	48.882	44.420	182.4	8:32:33.125
7		1:51.154	27.980	48.798	34.376	182.7	8:33:43.965	7		2:10.820	48.054	48.802	33.964	177.3	8:34:43.945
8		1:52.209	27.860	49.515	34.834	180.6	8:35:36.174	8		1:50.050	27.866	48.368	33.816	180.0	8:36:33.995
9		1:50.379	27.594	48.655	34.130	183.3	8:37:26.553	9		2:39.313 P	27.573	50.989	1:20.751	181.8	8:39:13.308
10		2:21.735 P	29.002	1:00.565	52.168	160.2	8:39:48.288								





Red Bull Ring
Clio Cup Series
Collective Test 1
Lap Analysis

CLIO CUP

SERIES

199

Alejandro Schimpf

EUR & ESP

CHA

AST Competition

Lap	D	Time	Sector 1	Sector 2	Sector 3	T. Spd	Elapsed
1		8:13:36.042	8:11:55.247	1:00.419	40.376	113.2	8:13:36.042
2		1:57.952	30.507	51.938	35.507	167.4	8:15:33.994
3		1:51.348	27.992	49.052	34.304	183.6	8:17:25.342
4		2:31.221 P	32.436	54.867	1:03.918	144.1	8:19:56.563
5		10:51.335	9:27.676	49.227	34.432	176.7	8:30:47.898
6		1:50.694	27.774	48.854	34.066	182.7	8:32:38.592
7		1:49.767	27.366	48.294	34.107	184.9	8:34:28.359
8		1:51.415	27.382	48.826	35.207	187.5	8:36:19.774
9			27.806			185.5	

211

Nikola Miljkovic

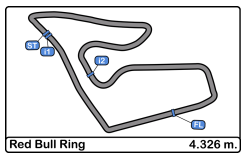
EUR & MID

CHA

Tempo Racing Team

Lap	D	Time	Sector 1	Sector 2	Sector 3	T. Spd	Elapsed
1		8:12:39.300	8:11:06.776	56.345	36.179	120.0	8:12:39.300
2		1:54.160	28.045	50.880	35.235	183.0	8:14:33.460
3		2:04.979 P	27.844	50.062	47.073	181.8	8:16:38.439
4		13:52.498	12:24.430	52.682	35.386	133.9	8:30:30.937
5		1:54.038	27.586	50.090	36.362	183.6	8:32:24.975
6		4:50.550	27.548	48.751	34.251	186.2	8:34:15.525
7		1:50.928	27.325	49.210	34.393	184.9	8:36:06.453
8		2:27.879 P	27.557	48.262	1:12.060	183.0	8:38:34.332





Red Bull Ring
Clio Cup Series
Collective Test 1

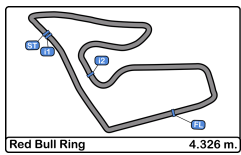
CLIO CUP

SERIES

Best Sectors Results

Sector - 1			Sector - 2			Sector - 3			Ideal Lap vs Best Lap						
Clas	Nº	Driver	Time	Nº	Driver	Time	Nº	Driver	Time	Clas	Nº	Driver	Ideal Lap	Best Lap	Clas
1	12	Gabriele Torelli	27.311	15	David Pouget	48.169	12	Gabriele Torelli	33.782	1	12	Gabriele Torelli	1:49.612	1:49.612	1
2	21	Nikola Miljkovic	27.325	82	Jacopo Giuseppe Cimenos	48.201	15	David Pouget	33.815	2	15	David Pouget	1:49.704	1:50.869	13
3	10	Alessandro Brigatti	27.347	113	Adrian Schimpf	48.240	125	Jerzy Spinkiewicz	33.816	3	113	Adrian Schimpf	1:49.705	1:49.947	3
4	19	Alejandro Schimpf	27.366	211	Nikola Miljkovic	48.262	101	Tomas Pekar	33.869	4	125	Jerzy Spinkiewicz	1:49.723	1:50.050	4
5	10	Cristian Ricciarini	27.374	199	Alejandro Schimpf	48.294	4	Julien Baziret	33.912	5	199	Alejandro Schimpf	1:49.726	1:49.767	2
6	11	Adrian Schimpf	27.391	125	Jerzy Spinkiewicz	48.368	16	Lionel Viguier	34.003	6	105	Alessandro Brigatti	1:49.819	1:50.092	5
7	10	Francesco Savoia	27.422	4	Julien Baziret	48.423	105	Alessandro Brigatti	34.020	7	211	Nikola Miljkovic	1:49.838	1:50.928	14
8	16	Lionel Viguier	27.506	105	Alessandro Brigatti	48.452	82	Jacopo Giuseppe Cimenos	34.027	8	82	Jacopo Giuseppe Cimenos	1:49.868	1:50.463	8
9	12	Jerzy Spinkiewicz	27.539	16	Lionel Viguier	48.506	199	Alejandro Schimpf	34.066	9	4	Julien Baziret	1:49.875	1:50.643	12
10	4	Julien Baziret	27.540	12	Gabriele Torelli	48.519	113	Adrian Schimpf	34.074	10	16	Lionel Viguier	1:50.015	1:51.140	20
11	95	Adam Sascha	27.560	107	Cristian Ricciarini	48.571	84	Mattia Lancellotti	34.089	11	101	Tomas Pekar	1:50.157	1:50.196	6
12	91	Luca Franca	27.568	91	Luca Franca	48.579	91	Luca Franca	34.115	12	109	Francesco Savoia	1:50.239	1:51.378	23
13	11	Giacomo Trebbi	27.594	5	Nicolas Milan	48.607	30	Alex Lancellotti	34.119	13	91	Luca Franca	1:50.262	1:51.534	26
14	10	Tomas Pekar	27.608	109	Francesco Savoia	48.613	27	Federico Danova	34.129	14	107	Cristian Ricciarini	1:50.282	1:51.465	24
15	84	Mattia Lancellotti	27.608	116	Giacomo Trebbi	48.655	116	Giacomo Trebbi	34.130	15	116	Giacomo Trebbi	1:50.379	1:50.379	7
16	19	Gianalberto Coldani	27.610	101	Tomas Pekar	48.680	43	Damiano Puccetti	34.176	16	84	Mattia Lancellotti	1:50.416	1:51.035	18
17	43	Damiano Puccetti	27.613	43	Damiano Puccetti	48.695	122	Ludovico Longoni	34.193	17	30	Alex Lancellotti	1:50.460	1:51.305	21
18	30	Alex Lancellotti	27.620	55	René Steemetz	48.707	109	Francesco Savoia	34.204	18	43	Damiano Puccetti	1:50.484	1:50.484	9
19	69	Quinto Stefana	27.628	27	Federico Danova	48.713	19	Gianalberto Coldani	34.211	19	27	Federico Danova	1:50.499	1:50.596	10
20	82	Jacopo Giuseppe Cimenos	27.640	84	Mattia Lancellotti	48.719	60	Leonardo Arduini	34.218	20	19	Gianalberto Coldani	1:50.555	1:50.613	11
21	60	Leonardo Arduini	27.655	30	Alex Lancellotti	48.721	5	Nicolas Milan	34.226	21	5	Nicolas Milan	1:50.668	1:50.969	17
22	27	Federico Danova	27.657	19	Gianalberto Coldani	48.734	211	Nikola Miljkovic	34.251	22	60	Leonardo Arduini	1:50.669	1:50.933	15
23	1	Anthony Jurado	27.692	60	Leonardo Arduini	48.796	121	Davide Gaggianesi	34.324	23	1	Anthony Jurado	1:50.932	1:51.572	27
24	15	David Pouget	27.720	21	Stephan Polderman	48.801	107	Cristian Ricciarini	34.337	24	122	Ludovico Longoni	1:50.956	1:50.956	16
25	12	Ludovico Longoni	27.826	1	Anthony Jurado	48.893	1	Anthony Jurado	34.347	25	55	René Steemetz	1:51.037	1:51.037	19
26	5	Nicolas Milan	27.835	73	Sandro Cutini	48.898	55	René Steemetz	34.386	26	69	Quinto Stefana	1:51.048	1:51.344	22
27	39	Alessandro Alcidi	27.850	69	Quinto Stefana	48.906	73	Sandro Cutini	34.457	27	95	Adam Sascha	1:51.191	1:52.053	32
28	10	Francesco Miotto	27.860	9	Andreas Stucki	48.924	53	Due	34.464	28	73	Sandro Cutini	1:51.238	1:51.926	31
29	21	Stephan Polderman	27.866	122	Ludovico Longoni	48.937	99	Guillaume Maio	34.474	29	21	Stephan Polderman	1:51.298	1:58.172	41
30	38	Alessio Alcidi	27.874	3	Daniel Nyffeler	49.017	69	Quinto Stefana	34.514	30	121	Davide Gaggianesi	1:51.323	1:51.822	29
31	12	Davide Gaggianesi	27.878	53	Due	49.037	95	Adam Sascha	34.525	31	99	Guillaume Maio	1:51.501	1:52.616	36
32	73	Sandro Cutini	27.883	99	Guillaume Maio	49.103	38	Alessio Alcidi	34.529	32	9	Andreas Stucki	1:51.528	1:51.528	25
33	99	Guillaume Maio	27.924	95	Adam Sascha	49.106	9	Andreas Stucki	34.589	33	53	Due	1:51.549	1:51.603	28
34	55	René Steemetz	27.944	121	Davide Gaggianesi	49.121	118	Francesco Pagano	34.590	34	103	Francesco Miotto	1:51.760	1:52.448	35
35	10	Filip Sandstroms	27.977	103	Francesco Miotto	49.287	103	Francesco Miotto	34.613	35	38	Alessio Alcidi	1:51.769	1:52.197	33
36	9	Andreas Stucki	28.015	38	Alessio Alcidi	49.366	21	Stephan Polderman	34.631	36	39	Alessandro Alcidi	1:51.880	1:51.917	30
37	53	Due	28.048	39	Alessandro Alcidi	49.396	39	Alessandro Alcidi	34.634	37	3	Daniel Nyffeler	1:52.019	1:52.264	34
38	17	Daniele Pasquali	28.235	100	Filip Sandstroms	49.458	3	Daniel Nyffeler	34.726	38	100	Filip Sandstroms	1:52.415	1:52.891	37
39	3	Daniel Nyffeler	28.276	17	Daniele Pasquali	49.539	100	Filip Sandstroms	34.980	39	118	Francesco Pagano	1:52.624	1:53.021	38
40	11	Francesco Pagano	28.323	118	Francesco Pagano	49.711	75	Miranda Cordoba Eduardo	35.038	40	17	Daniele Pasquali	1:53.030	1:54.730	40
41	75	Miranda Cordoba Eduardo	28.629	75	Miranda Cordoba Eduardo	49.951	17	Daniele Pasquali	35.256	41	75	Miranda Cordoba Eduardo	1:53.618	1:53.711	39
42	14	Udo Brunner	29.278	14	Udo Brunner	51.954	14	Udo Brunner	38.385	42	14	Udo Brunner	1:59.617	1:59.933	42





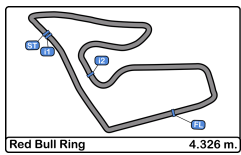
Red Bull Ring
Clio Cup Series
Collective Test 1
Best 5 Lap Times

CLIO CUP

SERIES

Cls	N°	Driver	Nat	Cat	Cls	Team	Nat	Group	Best 1		Best 2		Best 3		Best 4		Best 5	
									Time	Lap	Time	Lap	Time	Lap	Time	Lap	Time	Lap
1	12	Gabriele Torelli	ITA			Rangoni Corse	ITA	EUR & MID	1:49.612	8	1:51.025	7	1:51.104	6	1:57.581	2	10:49.24	5
2	199	Alejandro Schimpf	ESP	CHA	1	AST Competition	ESP	EUR & ESP	1:49.767	7	1:50.694	6	1:51.415	8	1:57.952	2	10:51.33	5
3	113	Adrian Schimpf	ESP	CHA	2	AST Competition	ESP	EUR & ESP	1:49.947	7	1:50.151	6	1:50.675	8	1:57.835	2	10:49.95	5
4	125	Jerzy Spinkiewicz	POL			UNIQ Racing	POL	EUR & ITA	1:50.050	8	1:50.250	3	1:51.565	2	2:00.841	6	2:10.820	7
5	105	Alessandro Brigatti	ITA	CHA	3	PROGETTO E20	ITA	ITA	1:50.092	8	1:51.759	3	1:52.470	7	1:54.360	2		
6	101	Tomas Pekar	CZE			Carpek Racing	CZE	EUR & MID	1:50.196	8	1:51.146	7	1:52.015	3	1:55.483	2	1:56.733	6
7	116	Giacomo Trebbi	ITA	CHA	4	MC Motor Tecnica	ITA	ITA	1:50.379	9	1:51.154	7	1:51.702	6	1:52.209	8	1:55.429	2
8	82	Jacopo Giuseppe	ITA	CHA	5	ESSECORSE	ITA	EUR & ITA	1:50.463	8	1:50.706	6	1:51.071	7	1:57.041	2	10:27.33	5
9	43	Damiano Puccetti	ITA	CHA	6	Rangoni Corse	ITA	EUR & MID	1:50.484	7	1:51.248	6	1:57.987	2	10:46.13	5		
10	27	Federico Danova	ITA	CHA	7	ESSECORSE	ITA	ITA	1:50.596	7	1:51.570	6	1:52.248	8	10:34.44	5		
11	19	Gianalberto Coldani	ITA	CHA	8	MC Motor Tecnica	ITA	ITA	1:50.613	8	1:51.251	7	1:51.373	6	1:53.315	3	1:56.506	2
12	4	Julien Baziret	FRA	CHA	9	Baziret Sport	FRA	EUR & MID	1:50.643	7	1:50.892	6	1:51.634	3	1:53.056	2	11:49.28	5
13	15	David Pouget	FRA			GPA Racing	FRA	EUR & FRA	1:50.869	3	1:52.358	2						
14	211	Nikola Miljkovic	SRB	CHA	10	Tempo Racing Team	SRB	EUR & MID	1:50.928	7	1:54.038	5	1:54.160	2	2:04.979	3	13:52.49	4
15	60	Leonardo Arduini	ITA	CHA	11	MC Motor Tecnica	ITA	EUR & ITA	1:50.933	8	1:51.414	6	1:51.520	7	1:53.163	3	1:56.004	2
16	122	Ludovico Longoni	ITA	CHA	12	MC Motor Tecnica	ITA	EUR & ITA	1:50.956	8	1:52.889	6	1:57.385	2	11:32.38	5		
17	5	Nicolas Milan	FRA			Milan Competition	FRA	EUR & FRA	1:50.969	7	1:51.396	6	1:52.206	3	1:53.788	2	11:28.82	5
18	84	Mattia Lancellotti	ITA	CHA	13	Faro Racing	ITA	EUR & ITA	1:51.035	6	1:52.058	3	1:54.678	2	2:08.443	7	11:46.30	5
19	55	René Steemetz	IND	RAC	1	AST Competition	ESP	EUR & MID	1:51.037	8	1:55.403	7	2:12.807	2				
20	16	Lionel Viguier	FRA	RAC	2	T2CM	FRA	EUR & FRA	1:51.140	6	1:53.392	3	1:57.026	2	11:38.71	5		
21	30	Alex Lancellotti	ITA	RAC	3	Faro Racing	ITA	EUR & ITA	1:51.305	7	1:51.663	6	1:54.209	3	11:32.08	5		
22	69	Quinto Stefana	ITA	RAC	4	Milan Competition	FRA	EUR	1:51.344	8	1:53.350	3	1:56.250	2	1:58.831	6	2:15.278	7
23	109	Francesco Savoia	ITA	CHA	14	PROGETTO E20	ITA	ITA	1:51.378	3	1:54.829	2						
24	107	Cristian Ricciarini	ITA			ESSECORSE	ITA	EUR & ITA	1:51.465	3	1:53.785	2	1:54.149	7	2:19.670	8		
25	9	Andreas Stucki	CHE			Stucki Motorsport	CHE	MID	1:51.528	7	1:53.209	5	1:54.174	6	1:55.141	2	9:41.365	4
26	91	Luca Franca	ITA	RAC	5	MC Motor Tecnica	ITA	EUR & ITA	1:51.534	7	1:52.640	3	1:53.110	6	1:55.314	2	11:58.68	5
27	1	Anthony Jurado	FRA			Milan Competition	FRA	EUR & MID	1:51.572	8	1:51.714	6	1:52.215	2	1:52.467	7	1:52.554	3
28	53	Due	ITA	RAC	6	Oregon Team	ITA	ITA	1:51.603	7	1:51.638	8	1:52.701	6	1:53.187	3	1:58.295	2
29	121	Davide Gaggianesi	ITA	RAC	7	Faro Racing	ITA	ITA	1:51.822	8	1:52.011	7	1:52.462	6	1:53.194	3	1:55.259	2
30	39	Alessandro Alcidi	ITA	RAC	8	Tuder Motorsport	ITA	ITA	1:51.917	7	1:52.298	6	1:54.287	3	1:57.378	2	2:01.759	8
31	73	Sandro Cutini	ITA	RAC	9	Faro Racing	ITA	ITA	1:51.926	7	1:52.976	8	1:53.984	6	1:55.183	3	1:56.681	2
32	95	Adam Sascha	ITA	CHA	15	SEVENHILLS	ITA	ITA	1:52.053	7	1:52.765	3	1:52.968	8	1:53.532	6	1:54.398	2
33	38	Alessio Alcidi	ITA	CHA	16	Tuder Motorsport	ITA	ITA	1:52.197	8	1:52.725	6	1:53.172	7	1:53.423	3	1:57.290	2
34	3	Daniel Nyffeler	CHE	CHA	17	Stucki Motorsport	CHE	MID	1:52.264	8	1:53.638	7	1:54.044	6	1:54.060	3	1:56.241	2
35	103	Francesco Miotto	ITA	CHA	18	PROGETTO E20	ITA	ITA	1:52.448	3	1:55.318	2						
36	99	Guillaume Maio	FRA	CHA	19	GM Sport	FRA	EUR & MID	1:52.616	6	1:55.299	2	11:10.54	5				
37	100	Filip Sandstroms	SWE	CHA	20	Carpek Racing	CZE	MID	1:52.891	8	1:54.086	3	1:54.615	6	1:56.131	7	1:57.957	2
38	118	Francesco Pagano	ITA	CHA	21	Costa Ovest	ITA	ITA	1:53.021	3	1:55.650	2						
39	75	Miranda Cordoba	URY	CHA	22	UNIQ Racing	POL	MID	1:53.711	6	1:55.447	3	1:55.523	7	1:58.375	2	2:06.148	8
40	17	Daniele Pasquali	ITA	RAC	10	Tuder Motorsport	ITA	EUR & ITA	1:54.730	8	1:57.278	2	10:50.66	5				
41	21	Stephan Polderman	IND	RAC	11	AST Competition	ESP	EUR & MID	1:58.172	2								
42	14	Udo Brunner	DEU	RAC	12	LCB Racing	DEU	EUR	1:59.933	6	2:00.046	8	2:01.487	7	2:05.503	2	10:34.85	5





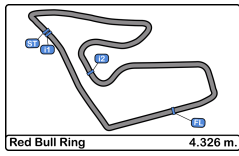
Red Bull Ring
Clio Cup Series
Collective Test 1
Best 5 Top Speeds

CLIO CUP

SERIES

Clas	N°	Driver	Nat	Cat	Cls	Team	Nat	Group	Top 1		Top 2		Top 3		Top 4		Top 5		Avg
									Km/h	Lap	Km/h	Lap	Km/h	Lap	Km/h	Lap	Km/h	Lap	
1	12	Gabriele Torelli	ITA			Rangoni Corse	ITA	EUR & MID	188.4	8	183.9	9	183.6	6	183.3	7	181.2	3	184.1
2	1	Anthony Jurado	FRA			Milan Competition	FRA	EUR & MID	187.5	4	183.6	8	183.0	9	182.4	7	181.8	2	183.6
3	43	Damiano Puccetti	ITA	CHA	1	Rangoni Corse	ITA	EUR & MID	187.5	9	185.8	7	184.3	8	182.7	6	182.4	3	184.5
4	199	Alejandro Schimpf	ESP	CHA	2	AST Competition	ESP	EUR & ESP	187.5	8	185.5	9	184.9	7	183.6	3	182.7	6	184.8
5	105	Alessandro Brigatti	ITA	CHA	3	PROGETTO E20	ITA	ITA	187.1	8	185.8	3	185.5	4	184.6	6	183.0	9	185.2
6	109	Francesco Savoia	ITA	CHA	4	PROGETTO E20	ITA	ITA	186.8	4	185.8	6	184.9	3	184.6	9	184.3	8	185.3
7	113	Adrian Schimpf	ESP	CHA	5	AST Competition	ESP	EUR & ESP	186.8	7	185.5	8	184.9	6	182.1	9	181.8	3	184.2
8	82	Jacopo Giuseppe	ITA	CHA	6	ESSECORSE	ITA	EUR & ITA	186.5	7	186.2	8	185.8	9	185.2	6	182.4	3	185.2
9	107	Cristian Ricciarini	ITA			ESSECORSE	ITA	EUR & ITA	186.5	7	185.8	4	185.5	6	183.3	3	183.3	8	184.9
10	211	Nikola Miljkovic	SRB	CHA	7	Tempo Racing Team	SRB	EUR & MID	186.2	6	184.9	7	183.6	5	183.0	2	183.0	8	184.1
11	27	Federico Danova	ITA	CHA	8	ESSECORSE	ITA	ITA	185.8	9	183.6	7	183.0	3	182.1	6	175.6	5	182.0
12	60	Leonardo Arduini	ITA	CHA	9	MC Motortecnica	ITA	EUR & ITA	185.8	9	183.3	8	182.4	3	182.1	7	181.8	6	183.1
13	69	Quinto Stefana	ITA	RAC	1	Milan Competition	FRA	EUR	185.8	6	181.8	8	181.5	9	181.2	4	180.6	2	182.2
14	53	Due	ITA	RAC	2	Oregon Team	ITA	ITA	185.5	7	182.1	3	182.1	8	181.5	9	181.2	6	182.5
15	84	Mattia Lancellotti	ITA	CHA	10	Faro Racing	ITA	EUR & ITA	185.5	7	181.8	9	180.9	8	180.6	6	179.4	3	181.6
16	4	Julien Baziret	FRA	CHA	11	Baziret Sport	FRA	EUR & MID	185.2	9	184.6	7	182.4	4	181.8	3	181.8	8	183.1
17	39	Alessandro Alcidi	ITA	RAC	3	Tuder Motorsport	ITA	ITA	185.2	7	184.9	6	183.9	8	181.8	3	179.4	9	183.0
18	95	Adam Sascha	ITA	CHA	12	SEVENHILLS	ITA	ITA	185.2	9	184.9	8	183.6	6	183.0	3	181.2	4	183.6
19	16	Lionel Viguier	FRA	RAC	4	T2CM	FRA	EUR & FRA	184.9	8	184.6	7	184.6	9	183.9	6	183.0	4	184.2
20	19	Gianalberto Coldani	ITA	CHA	13	MC Motortecnica	ITA	ITA	184.6	8	183.6	7	182.4	6	180.9	3	180.9	4	182.5
21	30	Alex Lancellotti	ITA	RAC	5	Faro Racing	ITA	EUR & ITA	184.6	6	183.6	9	182.4	7	181.5	8	179.1	2	182.2
22	38	Alessio Alcidi	ITA	CHA	14	Tuder Motorsport	ITA	ITA	184.6	8	182.1	3	182.1	7	181.5	4	180.9	9	182.2
23	100	Filip Sandstroms	SWE	CHA	15	Carpek Racing	CZE	MID	184.6	6	184.6	8	183.9	7	180.0	9	178.5	4	182.3
24	101	Tomas Pekar	CZE			Carpek Racing	CZE	EUR & MID	184.6	9	184.3	6	184.3	8	183.6	7	182.4	3	183.8
25	73	Sandro Cutini	ITA	RAC	6	Faro Racing	ITA	ITA	184.3	9	183.6	7	182.4	6	181.2	8	179.1	2	182.1
26	103	Francesco Miotto	ITA	CHA	16	PROGETTO E20	ITA	ITA	184.3	3	182.7	8	182.7	9	182.4	4	181.2	2	182.6
27	5	Nicolas Milan	FRA			Milan Competition	FRA	EUR & FRA	183.9	7	183.6	4	183.3	3	180.9	6	180.3	9	182.4
28	21	Stephan Polderman	NLD	RAC	7	AST Competition	ESP	EUR & MID	183.6	3	182.1	6	181.2	7	177.6	5	172.8	2	179.4
29	116	Giacomo Trebbi	ITA	CHA	17	MC Motortecnica	ITA	ITA	183.3	9	183.0	4	182.7	7	182.1	6	181.8	3	182.6
30	118	Francesco Pagano	ITA	CHA	18	Costa Ovest	ITA	ITA	183.3	3	179.7	4	179.4	2	107.6	1			162.5
31	125	Jerzy Spinkiewicz	POL			UNIQ Racing	POL	EUR & ITA	183.3	2	182.4	6	181.8	9	180.6	3	180.0	8	181.6
32	15	David Pouget	FRA			GPA Racing	FRA	EUR & FRA	183.0	4	182.4	9	181.5	3	181.5	8	180.6	6	181.8
33	121	Davide Gaggianesi	ITA	RAC	8	Faro Racing	ITA	ITA	183.0	6	181.2	9	180.9	7	180.9	8	180.3	4	181.2
34	91	Luca Franca	ITA	RAC	9	MC Motortecnica	ITA	EUR & ITA	182.7	7	182.1	8	179.1	4	178.8	9	178.5	6	180.2
35	9	Andreas Stucki	CHE			Stucki Motorsport	CHE	MID	181.8	7	180.9	5	179.1	8	177.0	2	177.0	3	179.1
36	99	Guillaume Maio	FRA	CHA	19	GM Sport	FRA	EUR & MID	181.8	8	180.9	6	180.6	7	179.4	2	179.1	3	180.3
37	122	Ludovico Longoni	ITA	CHA	20	MC Motortecnica	ITA	EUR & ITA	181.8	7	181.2	6	180.9	8	180.3	9	178.8	3	180.6
38	55	René Steemetz	NLD	RAC	10	AST Competition	ESP	EUR & MID	181.2	3	180.6	7	178.2	8	176.7	6	176.1	9	178.5
39	17	Daniele Pasquali	ITA	RAC	11	Tuder Motorsport	ITA	EUR & ITA	180.3	7	180.0	9	179.1	8	178.8	3	178.2	4	179.2
40	3	Daniel Nyffeler	CHE	CHA	21	Stucki Motorsport	CHE	MID	179.4	8	178.8	6	177.9	3	177.9	7	176.4	2	178.1
41	14	Udo Brunner	DEU	RAC	12	LCB Racing	DEU	EUR	177.6	8	176.7	6	175.8	3	173.0	2	166.4	7	173.9
42	75	Miranda Cordoba	URU	CHA	22	UNIQ Racing	POL	MID	177.3	6	175.8	3	175.8	7	175.0	8	173.9	4	175.6





Red Bull Ring
Clio Cup Series
Collective Test 1

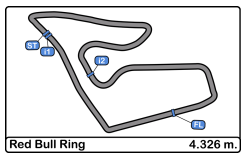
CLIO CUP

SERIES

Fastest Laps Sequence

Lap	Time of Day	Session Time	N° Driver	Nat	Cat	Team	Nat	Group	Time	Km/h
2	8:14:06.898	4:06.898	91 Luca Franca	ITA	RAC	MC Motortecnica	ITA	EUR & ITA	1:55.314	135.0
2	8:14:09.237	4:09.237	105 Alessandro Brigatti	ITA	CHA	PROGETTO E20	ITA	ITA	1:54.360	136.1
2	8:14:26.291	4:26.291	15 David Pouget	FRA	GPA	Racing	FRA	EUR & FRA	1:52.358	138.6
2	8:14:30.160	4:30.160	125 Jerzy Spinkiewicz	POL	UNI	Racing	POL	EUR & ITA	1:51.565	139.5
3	8:16:02.007	6:02.007	109 Francesco Savoia	ITA	CHA	PROGETTO E20	ITA	ITA	1:51.378	139.8
3	8:16:17.160	6:17.160	15 David Pouget	FRA	GPA	Racing	FRA	EUR & FRA	1:50.869	140.4
3	8:16:20.410	6:20.410	125 Jerzy Spinkiewicz	POL	UNI	Racing	POL	EUR & ITA	1:50.250	141.2
6	8:32:38.774	22:38.774	113 Adrian Schimpf	ESP	CHA	AST Competition	ESP	EUR & ESP	1:50.151	141.3
7	8:34:28.359	24:28.359	199 Alejandro Schimpf	ESP	CHA	AST Competition	ESP	EUR & ESP	1:49.767	141.8
8	8:36:15.583	26:15.583	12 Gabriele Torelli	ITA	RAN	Rangoni Corse	ITA	EUR & MID	1:49.612	142.0





Red Bull Ring
Clio Cup Series
Collective Test 1

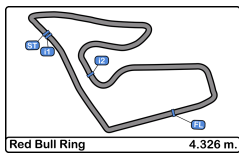
CLIO CUP

SERIES

Event Best Maximum Speed

N°	Driver	Nat	Cat	Clas	Team	Nat	Group	Km/h	Session
12	Gabriele Torelli	ITA			Rangoni Corse	ITA	EUR & MID	188.4	Collective Test 1
1	Anthony Jurado	FRA			Milan Competition	FRA	EUR & MID	187.5	Collective Test 1
199	Alejandro Schimpf	ESP	CHA 1		AST Competition	ESP	EUR & ESP	187.5	Collective Test 1
43	Damiano Puccetti	ITA	CHA 2		Rangoni Corse	ITA	EUR & MID	187.5	Collective Test 1
105	Alessandro Brigatti	ITA	CHA 3		PROGETTO E20	ITA	ITA	187.1	Collective Test 1
109	Francesco Savoia	ITA	CHA 4		PROGETTO E20	ITA	ITA	186.8	Collective Test 1
113	Adrian Schimpf	ESP	CHA 5		AST Competition	ESP	EUR & ESP	186.8	Collective Test 1
82	Jacopo Giuseppe Cimenos	ITA	CHA 6		ESSECORSE	ITA	EUR & ITA	186.5	Collective Test 1
107	Cristian Ricciarini	ITA			ESSECORSE	ITA	EUR & ITA	186.5	Collective Test 1
211	Nikola Mijjkovic	SRB	CHA 7		Tempo Racing Team	SRB	EUR & MID	186.2	Collective Test 1
116	Giacomo Trebbi	ITA	CHA 8		MC Motorcnica	ITA	ITA	185.8	Pre-Event Collective Test 2
69	Quinto Stefana	FRA	RAC 1		Milan Competition	FRA	EUR	185.8	Collective Test 1
60	Leonardo Arduini	ITA	CHA 9		MC Motorcnica	ITA	EUR & ITA	185.8	Collective Test 1
27	Federico Danova	ITA	CHA 10		ESSECORSE	ITA	ITA	185.8	Collective Test 1
16	Lionel Viguier	FRA	RAC 2		T2CM	FRA	EUR & FRA	185.5	Pre-Event Collective Test 2
53	Due	ITA	RAC 3		Oregon Team	ITA	ITA	185.5	Collective Test 1
84	Mattia Lancellotti	ITA	CHA 11		Faro Racing	ITA	EUR & ITA	185.5	Collective Test 1
91	Luca Franca	ITA	RAC 4		MC Motorcnica	ITA	EUR & ITA	185.2	Pre-Event Collective Test 1
15	David Pouget	FRA			GPA Racing	FRA	EUR & FRA	185.2	Pre-Event Collective Test 2
39	Alessandro Alcidi	ITA	RAC 5		Tuder Motorsport	ITA	ITA	185.2	Collective Test 1
4	Julien Baziret	FRA	CHA 12		Baziret Sport	FRA	EUR & MID	185.2	Collective Test 1
95	Adam Sascha	ITA	CHA 13		SEVENHILLS	ITA	ITA	185.2	Collective Test 1
125	Jerzy Spinkiewicz	POL			UNIQ Racing	POL	EUR & ITA	184.9	Pre-Event Collective Test 1
5	Nicolas Milan	FRA			Milan Competition	FRA	EUR & FRA	184.6	Pre-Event Collective Test 1
30	Alex Lancellotti	ITA	RAC 6		Faro Racing	ITA	EUR & ITA	184.6	Collective Test 1
100	Filip Sandstroms	SWE	CHA 14		Carpek Racing	CZE	MID	184.6	Collective Test 1
19	Gianalberto Coldani	ITA	CHA 15		MC Motorcnica	ITA	ITA	184.6	Collective Test 1
38	Alessio Alcidi	ITA	CHA 16		Tuder Motorsport	ITA	ITA	184.6	Collective Test 1
101	Tomas Pekar	CZE			Carpek Racing	CZE	EUR & MID	184.6	Collective Test 1
21	Stephan Polderman	NLD	RAC 7		AST Competition	ESP	EUR & MID	184.3	Pre-Event Collective Test 2
103	Francesco Miotto	ITA	CHA 17		PROGETTO E20	ITA	ITA	184.3	Collective Test 1
73	Sandro Cutini	ITA	RAC 8		Faro Racing	ITA	ITA	184.3	Collective Test 1
118	Francesco Pagano	ITA	CHA 18		Costa Ovest	ITA	ITA	183.3	Collective Test 1
121	Davide Gaggianesi	ITA	RAC 9		Faro Racing	ITA	ITA	183.0	Collective Test 1
122	Ludovico Longoni	ITA	CHA 19		MC Motorcnica	ITA	EUR & ITA	182.7	Pre-Event Collective Test 2
99	Guillaume Maio	FRA	CHA 20		GM Sport	FRA	EUR & MID	181.8	Collective Test 1
9	Andreas Stucki	CHE			Stucki Motorsport	CHE	MID	181.8	Collective Test 1
55	René Steemetz	NLD	RAC 10		AST Competition	ESP	EUR & MID	181.2	Collective Test 1
17	Daniele Pasquali	ITA	RAC 11		Tuder Motorsport	ITA	EUR & ITA	180.3	Collective Test 1
3	Daniel Nyffeler	CHE	CHA 21		Stucki Motorsport	CHE	MID	179.4	Pre-Event Collective Test 1
14	Udo Brunner	DEU	RAC 12		LCB Racing	DEU	EUR	177.6	Collective Test 1
75	Miranda Cordoba Eduardo	UAE	CHA 22		UNIQ Racing	POL	MID	177.3	Collective Test 1





Red Bull Ring
Clio Cup Series
Collective Test 1
Pit Stop Analysis

CLIO CUP

SERIES

1 Anthony Jurado EUR & MID
 Milan Competition

N°	In Day Time	In Time	Out Time	Pit Time	T. Pit Time	Handicap	Diff.
1	8:18:53.316	8:18:53.316	8:28:33.735	9:40.419	9:40.419		

3 Daniel Nyffeler MID
 CHA Stucki Motorsport

N°	In Day Time	In Time	Out Time	Pit Time	T. Pit Time	Handicap	Diff.
1	8:19:43.389	8:19:43.389	8:29:07.112	9:23.723	9:23.723		

4 Julien Baziret EUR & MID
 CHA Baziret Sport

N°	In Day Time	In Time	Out Time	Pit Time	T. Pit Time	Handicap	Diff.
1	8:18:25.015	8:18:25.015	8:28:25.633	10:00.618	10:00.618		

5 Nicolas Milan EUR & FRA
 Milan Competition

N°	In Day Time	In Time	Out Time	Pit Time	T. Pit Time	Handicap	Diff.
1	8:18:51.055	8:18:51.055	8:28:32.068	9:41.013	9:41.013		

9 Andreas Stucki MID
 Stucki Motorsport

N°	In Day Time	In Time	Out Time	Pit Time	T. Pit Time	Handicap	Diff.
1	8:21:15.641	8:21:15.641	8:29:04.921	7:49.280	7:49.280		

12 Gabriele Torelli EUR & MID
 Rangoni Corse

N°	In Day Time	In Time	Out Time	Pit Time	T. Pit Time	Handicap	Diff.
1	8:19:44.612	8:19:44.612	8:28:51.740	9:07.128	9:07.128		

14 Udo Brunner EUR
 RAC LCB Racing

N°	In Day Time	In Time	Out Time	Pit Time	T. Pit Time	Handicap	Diff.
1	8:20:10.112	8:20:10.112	8:28:55.678	8:45.566	8:45.566		

15 David Pouget EUR & FRA
 GPA Racing

N°	In Day Time	In Time	Out Time	Pit Time	T. Pit Time	Handicap	Diff.
1	8:18:21.987	8:18:21.987	8:28:24.350	10:02.363	10:02.363		

16 Lionel Viguier EUR & FRA
 RAC T2CM

N°	In Day Time	In Time	Out Time	Pit Time	T. Pit Time	Handicap	Diff.
1	8:18:36.692	8:18:36.692	8:28:26.636	9:49.944	9:49.944		

17 Daniele Pasquali EUR & ITA
 RAC Tudor Motorsport

N°	In Day Time	In Time	Out Time	Pit Time	T. Pit Time	Handicap	Diff.
1	8:19:40.949	8:19:40.949	8:28:47.378	9:06.429	9:06.429		

19 Gianalberto Coldani ITA
 CHA MC Motortecnica

N°	In Day Time	In Time	Out Time	Pit Time	T. Pit Time	Handicap	Diff.
1	8:18:06.526	8:18:06.526	8:28:09.551	10:03.025	10:03.025		

21 Stephan Polderman EUR & MID
 RAC AST Competition

N°	In Day Time	In Time	Out Time	Pit Time	T. Pit Time	Handicap	Diff.
1	8:20:00.147	8:20:00.147	8:28:59.655	8:59.508	8:59.508		

27 Federico Danova ITA
 CHA ESSECORSE

N°	In Day Time	In Time	Out Time	Pit Time	T. Pit Time	Handicap	Diff.
1	8:19:52.415	8:19:52.415	8:28:43.422	8:51.007	8:51.007		

30 Alex Lancellotti EUR & ITA
 RAC Faro Racing

N°	In Day Time	In Time	Out Time	Pit Time	T. Pit Time	Handicap	Diff.
1	8:18:30.743	8:18:30.743	8:28:18.785	9:48.042	9:48.042		

38 Alessio Alcidi ITA
 CHA Tudor Motorsport

N°	In Day Time	In Time	Out Time	Pit Time	T. Pit Time	Handicap	Diff.
1	8:19:32.771	8:19:32.771	8:28:44.173	9:11.402	9:11.402		

39 Alessandro Alcidi ITA
 RAC Tudor Motorsport

N°	In Day Time	In Time	Out Time	Pit Time	T. Pit Time	Handicap	Diff.
1	8:19:39.311	8:19:39.311	8:28:46.032	9:06.721	9:06.721		

43 Damiano Puccetti EUR & MID
 CHA Rangoni Corse

N°	In Day Time	In Time	Out Time	Pit Time	T. Pit Time	Handicap	Diff.
1	8:19:49.980	8:19:49.980	8:28:53.447	9:03.467	9:03.467		

53 Due ITA
 RAC Oregon Team

N°	In Day Time	In Time	Out Time	Pit Time	T. Pit Time	Handicap	Diff.
1	8:18:10.243	8:18:10.243	8:28:11.367	10:01.124	10:01.124		

55 René Steemetz EUR & MID
 RAC AST Competition

N°	In Day Time	In Time	Out Time	Pit Time	T. Pit Time	Handicap	Diff.
1	8:20:05.282	8:20:05.282	8:29:02.156	8:56.874	8:56.874		

60 Leonardo Arduini EUR & ITA
 CHA MC Motortecnica

N°	In Day Time	In Time	Out Time	Pit Time	T. Pit Time	Handicap	Diff.
1	8:18:04.870	8:18:04.870	8:28:08.769	10:03.899	10:03.899		

69 Quinto Stefana EUR
 RAC Milan Competition

N°	In Day Time	In Time	Out Time	Pit Time	T. Pit Time	Handicap	Diff.
1	8:19:02.436	8:19:02.436	8:28:34.584	9:32.148	9:32.148		
2	8:32:24.165	8:32:24.165	8:32:50.826	26.661	9:58.809		

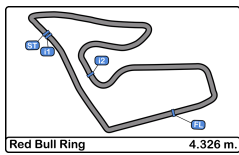
73 Sandro Cutini ITA
 RAC Faro Racing

N°	In Day Time	In Time	Out Time	Pit Time	T. Pit Time	Handicap	Diff.
1	8:18:28.918	8:18:28.918	8:28:17.088	9:48.170	9:48.170		

75 Miranda Cordoba Eduardo MID
 CHA UNIQ Racing

N°	In Day Time	In Time	Out Time	Pit Time	T. Pit Time	Handicap	Diff.
1	8:18:55.485	8:18:55.485	8:28:36.291	9:40.806	9:40.806		





Red Bull Ring
Clio Cup Series
Collective Test 1
Pit Stop Analysis

CLIO CUP

SERIES

82 Jacopo Giuseppe Cimenos EUR & ITA
 CHA ESSECORSE

N°	In Day Time	In Time	Out Time	Pit Time	T. Pit Time	Handicap	Diff.
1	8:19:56.141	8:19:56.141	8:28:39.351	8:43.210	8:43.210		

84 Mattia Lancellotti EUR & ITA
 CHA Faro Racing

N°	In Day Time	In Time	Out Time	Pit Time	T. Pit Time	Handicap	Diff.
1	8:18:12.521	8:18:12.521	8:28:15.235	10:02.714	10:02.714		

91 Luca Franca EUR & ITA
 RAC MC Motortecnica

N°	In Day Time	In Time	Out Time	Pit Time	T. Pit Time	Handicap	Diff.
1	8:17:56.058	8:17:56.058	8:28:06.336	10:10.278	10:10.278		

95 Adam Sascha ITA
 CHA SEVENHILLS MOTORSPORT

N°	In Day Time	In Time	Out Time	Pit Time	T. Pit Time	Handicap	Diff.
1	8:19:35.173	8:19:35.173	8:28:49.342	9:14.169	9:14.169		

99 Guillaume Maio EUR & MID
 CHA GM Sport

N°	In Day Time	In Time	Out Time	Pit Time	T. Pit Time	Handicap	Diff.
1	8:19:09.784	8:19:09.784	8:28:30.296	9:20.512	9:20.512		

100 Filip Sandstroms MID
 CHA Carpek Racing

N°	In Day Time	In Time	Out Time	Pit Time	T. Pit Time	Handicap	Diff.
1	8:19:27.476	8:19:27.476	8:28:41.173	9:13.697	9:13.697		

101 Tomas Pekar EUR & MID
 CHA Carpek Racing

N°	In Day Time	In Time	Out Time	Pit Time	T. Pit Time	Handicap	Diff.
1	8:19:05.005	8:19:05.005	8:28:38.578	9:33.573	9:33.573		

103 Francesco Miotto ITA
 CHA PROGETTO E20 Motorsport

N°	In Day Time	In Time	Out Time	Pit Time	T. Pit Time	Handicap	Diff.
1	8:18:08.353	8:18:08.353	8:28:14.130	10:05.777	10:05.777		

105 Alessandro Brigatti ITA
 CHA PROGETTO E20 Motorsport

N°	In Day Time	In Time	Out Time	Pit Time	T. Pit Time	Handicap	Diff.
1	8:18:00.723	8:18:00.723	8:28:35.512	10:34.789	10:34.789		

107 Cristian Ricciarini EUR & ITA
 CHA ESSECORSE

N°	In Day Time	In Time	Out Time	Pit Time	T. Pit Time	Handicap	Diff.
1	8:19:08.289	8:19:08.289	8:28:42.595	9:34.306	9:34.306		

109 Francesco Savoia ITA
 CHA PROGETTO E20 Motorsport

N°	In Day Time	In Time	Out Time	Pit Time	T. Pit Time	Handicap	Diff.
1	8:18:02.959	8:18:02.959	8:28:12.910	10:09.951	10:09.951		

113 Adrian Schimpf EUR & ESP
 CHA AST Competition

N°	In Day Time	In Time	Out Time	Pit Time	T. Pit Time	Handicap	Diff.
1	8:19:48.533	8:19:48.533	8:28:57.810	9:09.277	9:09.277		

116 Giacomo Trebbi ITA
 CHA MC Motortecnica

N°	In Day Time	In Time	Out Time	Pit Time	T. Pit Time	Handicap	Diff.
1	8:17:59.807	8:17:59.807	8:28:07.863	10:08.056	10:08.056		

121 Davide Gaggianesi ITA
 RAC Faro Racing

N°	In Day Time	In Time	Out Time	Pit Time	T. Pit Time	Handicap	Diff.
1	8:18:13.974	8:18:13.974	8:28:16.138	10:02.164	10:02.164		

122 Ludovico Longoni EUR & ITA
 CHA MC Motortecnica

N°	In Day Time	In Time	Out Time	Pit Time	T. Pit Time	Handicap	Diff.
1	8:18:23.751	8:18:23.751	8:28:10.473	9:46.722	9:46.722		

125 Jerzy Spinkiewicz EUR & ITA
 CHA UNIQ Racing

N°	In Day Time	In Time	Out Time	Pit Time	T. Pit Time	Handicap	Diff.
1	8:18:26.830	8:18:26.830	8:28:27.676	10:00.846	10:00.846		
2	8:32:27.580	8:32:27.580	8:32:54.452	26.872	10:27.718		

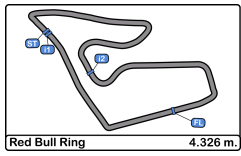
199 Alejandro Schimpf EUR & ESP
 CHA AST Competition

N°	In Day Time	In Time	Out Time	Pit Time	T. Pit Time	Handicap	Diff.
1	8:19:46.562	8:19:46.562	8:28:56.754	9:10.192	9:10.192		

211 Nikola Miljkovic EUR & MID
 CHA Tempo Racing Team

N°	In Day Time	In Time	Out Time	Pit Time	T. Pit Time	Handicap	Diff.
1	8:16:32.932	8:16:32.932	8:28:29.288	11:56.356	11:56.356		

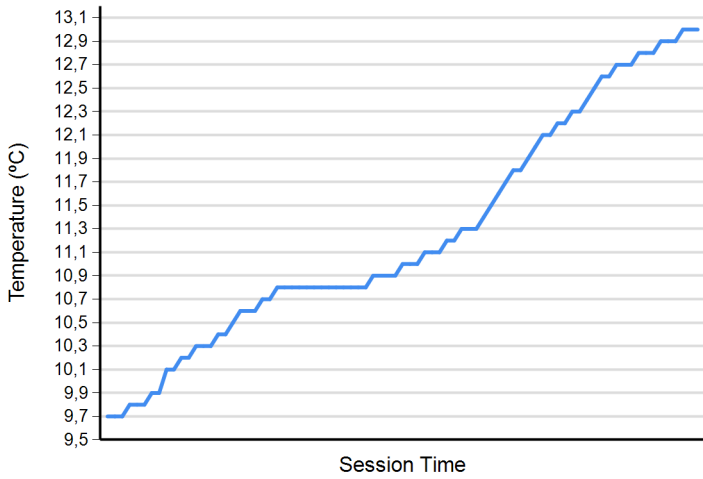




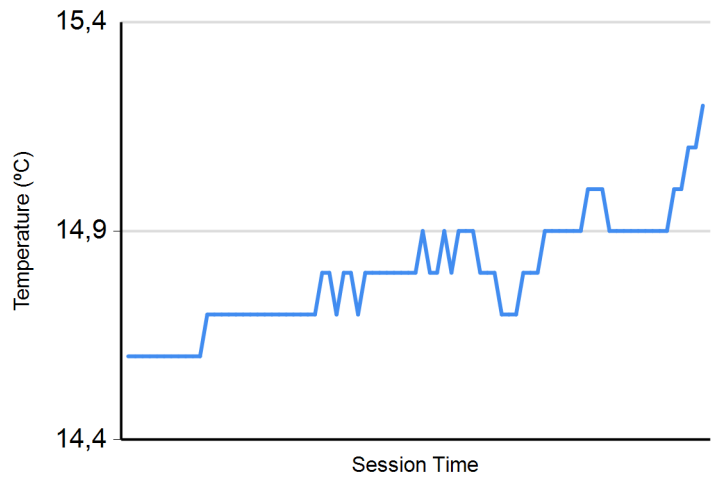
Red Bull Ring
 Clio Cup Series
 Collective Test 1
 Weather Report

CLIO CUP SERIES

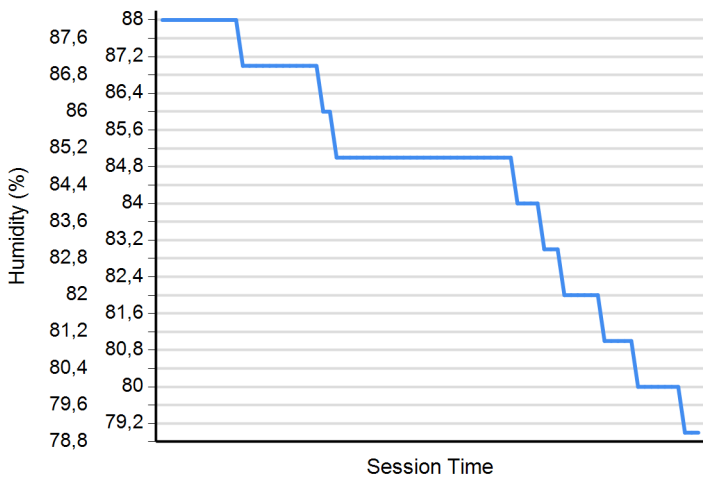
Air Temperature



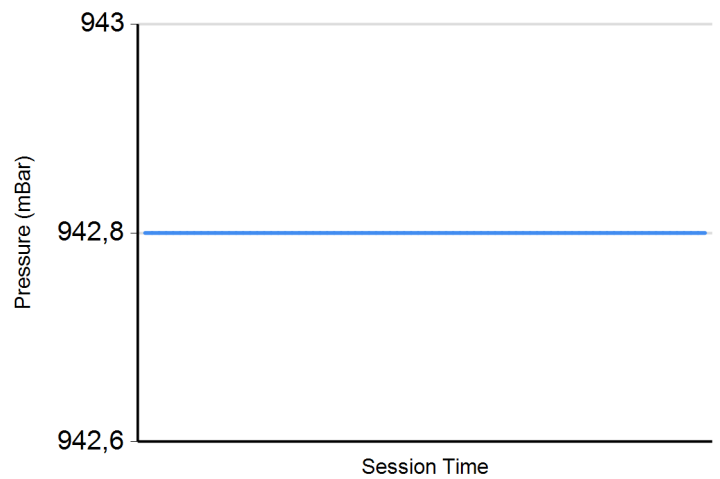
Track Temperature



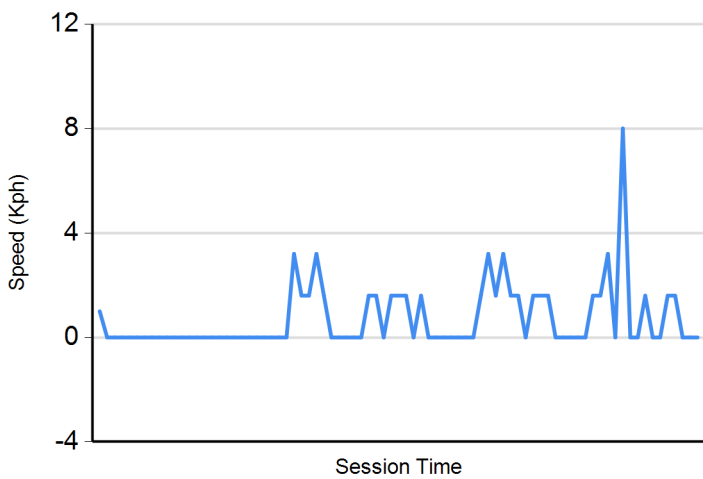
Humidity



Pressure



Wind Speed



Wind direction

North = 0°/360° Est = 90° South = 180° West = 270°

