



Red Bull Ring
Clio Cup Series
Collective Test 2

CLIO CUP

SERIES

Provisional Results

Clas	Nº	Driver	Nat	Team	Nat	Vehicle	Cat	Clas	Laps	Best	Time	Gap	Interval	Km/h
1	12	Gabriele Torelli(ITA)	ITA	FARO RACING	ITA	Renault Clio Cup			13	4	1:59.828			129.7
2	5	Anthony Jurado(EU/EE)	FRA	MILAN COMPETITION	FRA	Renault Clio Cup			13	4	2:00.074	0.246	0.246	129.4
3	125	Jerzy Spinkiewicz(EU)	POL	UNIQU RACING	POL	Renault Clio Cup	C	1	13	7	2:00.097	0.269	0.023	129.4
4	2	Marc Guillot(EU/EE)	FRA	MILAN COMPETITION	FRA	Renault Clio Cup			13	8	2:00.181	0.353	0.084	129.3
5	101	Tomas Pekar(EU/EE)	CZE	CARPEK SERVICE	CZE	Renault Clio Cup			13	10	2:00.252	0.424	0.071	129.2
6	58	Chen Han Lin(EU/EE)	TWN	UNIQU RACING	POL	Renault Clio Cup	C	2	13	8	2:00.280	0.452	0.028	129.2
7	6	Cosimo Papi(ITA)	ITA	SCUDERIA COSTA OVEST	ITA	Renault Clio Cup	C	3	13	11	2:00.368	0.540	0.088	129.1
8	9	Andreas Stucki(EE)	CHE	STUCKI MOTORSPORT	CHE	Renault Clio Cup			13	10	2:00.498	0.670	0.130	129.0
9	107	Cristian Ricciarini(ITA)	ITA	ESSECORSE	ITA	Renault Clio Cup	C	4	13	4	2:00.501	0.673	0.003	129.0
10	133	Gabor Tim	HUN	GM SPORT	FRA	Renault Clio Cup			13	7	2:00.569	0.741	0.068	128.9
11	69	Quinto Stefana(EU/ITA)	ITA	MILAN COMPETITION	FRA	Renault Clio Cup	GD	1	13	12	2:00.670	0.842	0.101	128.8
12	1	Nicolas Milan(EU)	FRA	MILAN COMPETITION	FRA	Renault Clio Cup			13	7	2:00.690	0.862	0.020	128.7
13	15	David Pouget(EU)	FRA	GPA RACING	FRA	Renault Clio Cup			13	3	2:00.693	0.865	0.003	128.7
14	44	Felice Jelmini(ITA)	ITA	PMA MOTORSPORT	ITA	Renault Clio Cup			13	3	2:00.765	0.937	0.072	128.7
15	93	Nico Abella(EU)	ESP	CHEFO SPORT	ESP	Renault Clio Cup	C	5	13	10	2:00.773	0.945	0.008	128.7
16	116	Giacomo Trebbi(ITA)	ITA	MC MOTORTECNICA	ITA	Renault Clio Cup	C	6	13	8	2:00.914	1.086	0.141	128.5
17	55	René Steenmetz(EU/EE)	NLD	CHEFO SPORT	ESP	Renault Clio Cup	GD	2	13	7	2:00.979	1.151	0.065	128.4
18	211	Nikola Miljkovic(EU)	SRB	TEMPO RACING TEAM	SRB	Renault Clio Cup	C	7	13	11	2:00.986	1.158	0.007	128.4
19	82	Jacopo Giuseppe Cimenesi(ITA)	ITA	ESSECORSE	ITA	Renault Clio Cup	C	8	13	10	2:01.002	1.174	0.016	128.4
20	27	Vittorio Zadotti(ITA)	ITA	SCUDERIA COSTA OVEST	ITA	Renault Clio Cup	GD	3	13	4	2:01.068	1.240	0.066	128.3
21	99	Guillaume Maio(EU)	FRA	GM SPORT	FRA	Renault Clio Cup	C	9	13	7	2:01.296	1.468	0.228	128.1
22	50	Juus Pantiila(EU/EE)	FIN	CARPEK SERVICE	CZE	Renault Clio Cup	C	10	13	7	2:01.329	1.501	0.033	128.1
23	4	Julien Baziret	FRA	VICTEAM	FRA	Renault Clio Cup	C	11	13	11	2:01.329	1.501	0.000	128.1
24	42	Mariano Alonso(EU)	ARG	GPA RACING	FRA	Renault Clio Cup	C	12	13	11	2:01.507	1.679	0.178	127.9
25	10	Giulio Bensi	ITA	PROGETTO E20 MOTORSPORT	ITA	Renault Clio Cup			13	9	2:01.683	1.855	0.176	127.7
26	155	Gianalberto Coldani(ITA)	ITA	MC MOTORTECNICA	ITA	Renault Clio Cup	C	13	12	10	2:01.700	1.872	0.017	127.7
27	223	Sandro Soubek(ITA)	AUT	MAIR RACING OSTTIROL	AUT	Renault Clio Cup			13	8	2:01.734	1.906	0.034	127.6
28	73	Sandro Cutini(ITA)	ITA	PROTEAM RACE	ITA	Renault Clio Cup	C	14	12	8	2:01.834	2.006	0.100	127.5
29	88	HORN(EU)	FRA	GPA RACING	FRA	Renault Clio Cup	GD	4	13	10	2:01.932	2.104	0.098	127.4
30	21	Stephan Polderman(EU/EE)	NLD	CHEFO SPORT	ESP	Renault Clio Cup	GD	5	13	8	2:01.942	2.114	0.010	127.4
31	43	Damiano Puccetti(ITA)	ITA	PMA MOTORSPORT	ITA	Renault Clio Cup	C	15	13	10	2:02.127	2.299	0.185	127.2
32	103	William Mezzetti(EU/ITA)	ITA	PROGETTO E20 MOTORSPORT	ITA	Renault Clio Cup	C	16	12	6	2:02.139	2.311	0.012	127.2
33	51	Henrik Seibel(EE)	DEU	CARPEK SERVICE	CZE	Renault Clio Cup	C	17	13	10	2:02.469	2.641	0.330	126.9
34	38	Alessio Alcidi(ITA)	ITA	TUDER MOTORSPORT	ITA	Renault Clio Cup	C	18	13	11	2:02.697	2.869	0.228	126.6
35	53	DUE(ITA)	ITA	OREGON TEAM	ITA	Renault Clio Cup	GD	6	13	9	2:02.874	3.046	0.177	126.5
36	62	Gabriel Alonso(EU)	ARG	GPA RACING	FRA	Renault Clio Cup	GD	7	13	9	2:03.376	3.548	0.502	125.9
37	17	Daniele Pasquali(ITA)	ITA	TUDER MOTORSPORT	ITA	Renault Clio Cup	GD	8	13	9	2:03.790	3.962	0.414	125.5
38	333	Mancini - Baroni	ITA	PRESS LEAGUE by OREGON TEAM	ITA	Renault Clio Cup			13	8	2:04.113	4.285	0.323	125.2
39	177	Pietro Blumetti(ITA)	ITA	PMA MOTORSPORT	ITA	Renault Clio Cup	GD	9	13	9	2:04.870	5.042	0.757	124.4

*** PENALTIES**

CARS #1- #2- #6- #9- #10- #15- #17- #38- #43- #51- #53- #55- #62- #69- #73- #88- #93- #99- #101- #103- #106- #115- #116- #125- #133- #155- #223 SOME LAP TIMES

Published at:.....

Track Temp: 17.0 °C Air Temp: 14.6 °C Humidity: 87 % Track Status: WET

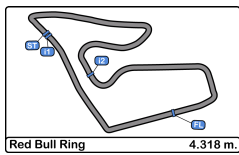
Stewards:

Race Director:

Timekeeper:

Luis Angel Garcia Nufez
 JOB/I-0030-ESP





Red Bull Ring
Clio Cup Series
Collective Test 2

CLIO CUP

SERIES

Provisional Results by Category

Clas	Nº	Driver	Nat	Team	Nat	Vehicle	Cat	Clas	Laps	Best	Time	Gap	Interval	Km/h
1	12	Gabriele Torelli(ITA)	ITA	FARO RACING	ITA	Renault Clio Cup			13	4	1:59.828			129.7
2	5	Anthony Jurado(EU/EE)	FRA	MILAN COMPETITION	FRA	Renault Clio Cup			13	4	2:00.074	0.246	0.246	129.4
3	2	Marc Guillot(EU/EE)	FRA	MILAN COMPETITION	FRA	Renault Clio Cup			13	8	2:00.181	0.353	0.107	129.3
4	101	Tomas Pekar(EU/EE)	CZE	CARPEK SERVICE	CZE	Renault Clio Cup			13	10	2:00.252	0.424	0.071	129.2
5	9	Andreas Stucki(EE)	CHE	STUCKI MOTORSPORT	CHE	Renault Clio Cup			13	10	2:00.498	0.670	0.246	129.0
6	133	Gabor Tim	HUN	GM SPORT	FRA	Renault Clio Cup			13	7	2:00.569	0.741	0.071	128.9
7	1	Nicolas Milan(EU)	FRA	MILAN COMPETITION	FRA	Renault Clio Cup			13	7	2:00.690	0.862	0.121	128.7
8	15	David Pouget(EU)	FRA	GPA RACING	FRA	Renault Clio Cup			13	3	2:00.693	0.865	0.003	128.7
9	44	Felice Jelmini(ITA)	ITA	PMA MOTORSPORT	ITA	Renault Clio Cup			13	3	2:00.765	0.937	0.072	128.7
10	10	Giulio Bensi	ITA	PROGETTO E20 MOTORSPORT	ITA	Renault Clio Cup			13	9	2:01.683	1.855	0.918	127.7
11	223	Sandro Soubek(ITA)	AUT	MAIR RACING OSTTIROL	AUT	Renault Clio Cup			13	8	2:01.734	1.906	0.051	127.6
12	333	Mancini - Baroni	ITA	PRESS LEAGUE by OREGON TEAM	ITA	Renault Clio Cup			13	8	2:04.113	4.285	2.379	125.2

C

1	125	Jerzy Spinkiewicz(EU)	POL	UNIQU RACING	POL	Renault Clio Cup	C	1	13	7	2:00.097			129.4
2	58	Chen Han Lin(EU/EE)	TWN	UNIQU RACING	POL	Renault Clio Cup	C	2	13	8	2:00.280	0.183	0.183	129.2
3	6	Cosimo Papi(ITA)	ITA	SCUDERIA COSTA OVEST	ITA	Renault Clio Cup	C	3	13	11	2:00.368	0.271	0.088	129.1
4	107	Cristian Ricciarini(EU/ITA)	ITA	ESSECORSE	ITA	Renault Clio Cup	C	4	13	4	2:00.501	0.404	0.133	129.0
5	93	Nico Abella(EU)	ESP	CHEFO SPORT	ESP	Renault Clio Cup	C	5	13	10	2:00.773	0.676	0.272	128.7
6	116	Giacomo Trebbi(ITA)	ITA	MC MOTORTECNICA	ITA	Renault Clio Cup	C	6	13	8	2:00.914	0.817	0.141	128.5
7	211	Nikola Mijakovic(EU)	SRB	TEMPO RACING TEAM	SRB	Renault Clio Cup	C	7	13	11	2:00.986	0.889	0.072	128.4
8	82	Jacopo Giuseppe Cimeses(EU/ITA)	ITA	ESSECORSE	ITA	Renault Clio Cup	C	8	13	10	2:01.002	0.905	0.016	128.4
9	99	Guillaume Maio(EU)	FRA	GM SPORT	FRA	Renault Clio Cup	C	9	13	7	2:01.296	1.199	0.294	128.1
10	50	Juus Panttila(EU/EE)	FIN	CARPEK SERVICE	CZE	Renault Clio Cup	C	10	13	7	2:01.329	1.232	0.033	128.1
11	4	Julien Baziret	FRA	VICTEAM	FRA	Renault Clio Cup	C	11	13	11	2:01.329	1.232	0.000	128.1
12	42	Mariano Alonso(EU)	ARG	GPA RACING	FRA	Renault Clio Cup	C	12	13	11	2:01.507	1.410	0.178	127.9
13	155	Gianalberto Coldani(ITA)	ITA	MC MOTORTECNICA	ITA	Renault Clio Cup	C	13	12	10	2:01.700	1.603	0.193	127.7
14	73	Sandro Cutini(ITA)	ITA	PROTEAM RACE	ITA	Renault Clio Cup	C	14	12	8	2:01.834	1.737	0.134	127.5
15	43	Damiano Puccetti(ITA)	ITA	PMA MOTORSPORT	ITA	Renault Clio Cup	C	15	13	10	2:02.127	2.030	0.293	127.2
16	103	William Mezzetti(EU/ITA)	ITA	PROGETTO E20 MOTORSPORT	ITA	Renault Clio Cup	C	16	12	6	2:02.139	2.042	0.012	127.2
17	51	Henrik Seibel(EE)	DEU	CARPEK SERVICE	CZE	Renault Clio Cup	C	17	13	10	2:02.469	2.372	0.330	126.9
18	38	Alessio Alcidi(ITA)	ITA	TUDER MOTORSPORT	ITA	Renault Clio Cup	C	18	13	11	2:02.697	2.600	0.228	126.6

GD

1	69	Quinto Stefana(EU/ITA)	ITA	MILAN COMPETITION	FRA	Renault Clio Cup	GD	1	13	12	2:00.670			128.8
2	55	René Steenmetz(EU/EE)	NLD	CHEFO SPORT	ESP	Renault Clio Cup	GD	2	13	7	2:00.979	0.309	0.309	128.4
3	27	Vittorio Zadotti(ITA)	ITA	SCUDERIA COSTA OVEST	ITA	Renault Clio Cup	GD	3	13	4	2:01.068	0.398	0.089	128.3
4	88	HORN(EU)	FRA	GPA RACING	FRA	Renault Clio Cup	GD	4	13	10	2:01.932	1.262	0.864	127.4
5	21	Stephan Polderman(EU/EE)	NLD	CHEFO SPORT	ESP	Renault Clio Cup	GD	5	13	8	2:01.942	1.272	0.010	127.4
6	53	DUE(ITA)	ITA	OREGON TEAM	ITA	Renault Clio Cup	GD	6	13	9	2:02.874	2.204	0.932	126.5
7	62	Gabriel Alonso(EU)	ARG	GPA RACING	FRA	Renault Clio Cup	GD	7	13	9	2:03.376	2.706	0.502	125.9
8	17	Daniele Pasquali(ITA)	ITA	TUDER MOTORSPORT	ITA	Renault Clio Cup	GD	8	13	9	2:03.790	3.120	0.414	125.5
9	177	Pietro Blumetti(ITA)	ITA	PMA MOTORSPORT	ITA	Renault Clio Cup	GD	9	13	9	2:04.870	4.200	1.080	124.4

*** PENALTIES**

CARS #1- #2- #6- #9- #10- #15- #17- #38- #43- #51- #53- #55- #62- #69- #73- #88- #93- #99- #101- #103- #106- #115- #116- #125- #133- #155- #223 SOME LAP TIMES

Published at:.....

Track Temp: 17.0 °C Air Temp: 14.6 °C Humidity: 87 % Track Status: WET

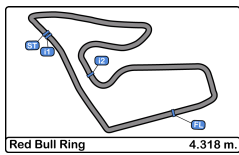
Stewards:

Race Director:

Timekeeper:

Luis Angel Garcia Nufez
JOB/I-0030-ESP





Red Bull Ring
Clio Cup Series
Collective Test 2
Lap Analysis

CLIO CUP

SERIES

1 Nicolas Milan(EU) Renault Clio Cup **5** Anthony Jurado(EU/EE) Renault Clio Cup

MILAN COMPETITION

MILAN COMPETITION

Lap	D	Time	Sector 1	Sector 2	Sector 3	T. Spd	Elapsed	Lap	D	Time	Sector 1	Sector 2	Sector 3	T. Spd	Elapsed
1		12:53:08.727	12:51:29.073	1:00.158	39.496	125.7	12:53:08.727	1		12:52:00.696	12:50:22.924	58.418	39.354	105.7	12:52:00.696
2		2:01.585	30.257	53.477	37.851	172.5	12:55:10.312	2		2:02.049	30.018	52.364	39.667	173.3	12:54:02.745
3		2:01.990	30.049	53.321	37.720	174.4	12:57:11.402	3		2:02.185	30.904	53.838	37.443	173.9	12:56:04.930
4		2:00.940	29.899	53.201	37.840	174.1	12:59:12.342	4		2:00.074	29.914	52.295	37.865	174.7	12:58:05.004
5		3:13.489 P	44.255	1:17.748	1:11.486	79.1	13:02:25.831	5		2:47.137 P	29.865	56.563	1:20.709	175.8	13:00:52.141
6		5:06.687	3:35.162	54.033	37.492	169.0	13:07:32.518	6		6:48.577	5:14.363	55.529	38.685	129.9	13:07:40.718
7		2:00.690	30.156	52.855	37.679	171.9	13:09:33.208	7		2:00.933	29.620	52.873	38.440	175.6	13:09:41.651
8		2:06.899	29.825	58.936	38.132	160.4	13:11:40.101	8		2:42.995	39.406	1:10.517	53.072	88.7	13:12:24.646
9		2:01.067	30.245	52.806	38.006	173.3	13:13:41.158	9		2:00.477	29.841	52.829	37.807	173.3	13:14:25.123
10		2:04.643	30.126	53.042	41.475	173.6	13:15:45.801	10		2:05.384	32.283	55.182	37.919	165.3	13:16:30.507
11		2:02.468	30.134	52.947	39.387	173.3	13:17:48.269	11		2:00.718	29.844	53.152	37.722	175.8	13:18:31.225
12		2:01.324	29.997	52.990	38.337	175.8	13:19:49.593	12		2:03.498	29.917	55.426	38.155	176.4	13:20:34.723
13		3:08.201 P	38.924	1:05.532	1:23.745	115.1	13:22:57.794	13		2:59.612 P	32.571	56.937	1:30.104	140.4	13:23:34.335

2 Marc Guillot(EU/EE) Renault Clio Cup **6** Cosimo Papi(ITA) Renault Clio Cup

MILAN COMPETITION

SCUDERIA COSTA OVEST

Lap	D	Time	Sector 1	Sector 2	Sector 3	T. Spd	Elapsed	Lap	D	Time	Sector 1	Sector 2	Sector 3	T. Spd	Elapsed
1		12:53:06.605	12:51:26.568	1:01.219	38.818	134.8	12:53:06.605	1		12:51:27.923	12:49:51.191	58.708	38.024	130.7	12:51:27.923
2		2:00.749	30.067	53.046	37.636	171.1	12:55:07.354	2		2:01.939	30.164	54.507	37.268	166.9	12:53:29.862
3		2:00.755	30.363	52.781	37.611	170.8	12:57:08.109	3		2:01.654	30.041	54.317	37.296	171.1	12:55:31.516
4		2:01.507	30.153	53.143	38.211	170.6	12:59:09.616	4		2:00.959	29.731	53.903	37.325	171.1	12:57:32.475
5		3:03.342 P	43.806	1:17.086	1:02.450	78.8	13:02:12.958	5		2:38.437 P	38.085	56.104	1:04.248	163.1	13:00:10.912
6		5:21.957	3:51.392	53.172	37.393	169.0	13:07:34.915	6		7:07.665	5:35.633	54.494	37.538	146.1	13:07:18.577
7		2:00.459	30.126	52.537	37.796	173.6	13:09:35.374	7		2:00.686	29.984	53.500	37.202	172.5	13:09:19.263
8		2:00.181	30.017	52.457	37.707	173.9	13:11:35.555	8		2:00.882	30.016	53.259	37.607	172.8	13:11:20.145
9		2:00.344	30.091	52.639	37.614	174.1	13:13:35.899	9		2:00.771	30.037	53.345	37.389	173.0	13:13:20.916
10		2:10.266	30.052	1:01.318	38.896	175.0	13:15:46.165	10		2:01.446	30.223	53.287	37.936	174.1	13:15:22.362
11		2:01.719	29.919	53.246	38.554	175.0	13:17:47.884	11		2:00.368	29.689	53.096	37.583	175.0	13:17:22.730
12		2:00.502	30.017	52.741	37.744	173.9	13:19:48.386	12		2:40.804	30.129	1:02.360	38.312	170.8	13:19:33.531
13		3:03.040 P	37.443	1:01.089	1:24.508	109.4	13:22:51.426	13		2:47.458 P	36.989	1:07.034	1:03.435	99.6	13:22:20.989

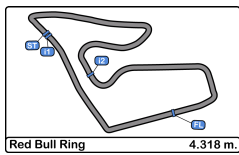
4 Julien Baziret Renault Clio Cup **9** Andreas Stucki(EE) Renault Clio Cup

C VICTEAM

STUCKI MOTORSPORT

Lap	D	Time	Sector 1	Sector 2	Sector 3	T. Spd	Elapsed	Lap	D	Time	Sector 1	Sector 2	Sector 3	T. Spd	Elapsed
1		12:52:25.021	12:50:37.102	1:02.753	45.166	149.7	12:52:25.021	1		12:52:09.461	12:50:27.210	1:02.098	40.153	116.0	12:52:09.461
2		2:01.903	30.151	53.687	38.065	173.3	12:54:26.924	2		2:02.672	30.255	54.300	38.117	173.0	12:54:12.133
3		2:01.479	30.222	53.487	37.770	173.6	12:56:28.403	3		2:01.507	30.012	53.638	37.857	172.2	12:56:13.640
4		2:03.104	30.239	54.794	38.071	173.6	12:58:31.507	4		2:00.779	30.243	53.123	37.413	173.0	12:58:14.419
5		2:55.757 P	30.348	55.670	1:29.739	172.2	13:01:27.264	5		2:58.569 P	29.869	1:01.729	1:26.971	171.9	13:01:12.988
6		6:55.603	5:22.498	55.066	38.039	162.4	13:08:22.867	6		6:34.838	5:02.929	54.015	37.894	161.1	13:07:47.826
7		2:15.479	30.525	1:06.306	38.648	171.4	13:10:38.346	7		2:00.813	30.109	53.111	37.593	172.2	13:09:48.639
8		2:01.922	30.392	53.351	38.179	173.6	13:12:40.268	8		2:12.289	30.629	1:00.069	41.591	154.9	13:12:00.928
9		2:01.838	30.353	53.459	38.026	172.2	13:14:42.106	9		2:03.187	30.015	53.403	39.769	172.8	13:14:04.115
10		2:02.025	30.415	53.243	38.367	172.5	13:16:44.131	10		2:00.498	29.969	52.835	37.694	173.0	13:16:04.613
11		2:01.329	30.039	53.326	37.964	173.9	13:18:45.460	11		2:01.722	30.412	53.051	38.259	171.9	13:18:06.335
12		2:02.231	30.266	53.743	38.222	173.6	13:20:47.691	12		2:01.019	30.203	53.114	37.702	169.2	13:20:07.354
13		3:31.831 P	35.400	57.791	1:58.640	130.7	13:24:19.522	13		3:04.873 P	29.876	59.832	1:35.165	171.9	13:23:12.227





Red Bull Ring
Clio Cup Series
Collective Test 2
Lap Analysis

CLIO CUP

SERIES

10 Giulio Bensi Renault Clio Cup **17** Daniele Pasquali(ITA) Renault Clio Cup
 PROGETTO E20 MOTORSPORT GD TUDER MOTORSPORT

Lap	D	Time	Sector 1	Sector 2	Sector 3	T. Spd	Elapsed	Lap	D	Time	Sector 1	Sector 2	Sector 3	T. Spd	Elapsed
1		12:52:23.264	12:50:35.280	1:03.958	44.026	129.9	12:52:23.264	1		12:52:13.300	12:50:32.983	1:00.102	40.215	132.1	12:52:13.300
2		2:03.829	30.515	54.614	38.700	167.4	12:54:27.093	2		2:07.661	31.116	56.741	39.804	164.1	12:54:20.961
3		2:02.194	30.413	53.899	37.882	163.6	12:56:29.287	3		2:07.043	31.147	56.946	38.950	161.9	12:56:28.004
4		2:03.798	30.590	55.033	38.175	152.1	12:58:33.085	4		2:09.765	31.710	58.693	39.362	146.9	12:58:37.769
5		2:55.771 P	30.065	56.106	1:29.600	171.9	13:01:28.856	5		3:01.430 P	32.088	1:00.963	1:28.379	155.8	13:01:39.199
6		6:43.371	5:02.848	1:00.183	40.340	154.5	13:08:12.227	6		6:24.499	4:49.434	55.733	39.332	160.7	13:08:03.698
7		2:01.807	30.327	53.750	37.730	170.0	13:10:14.034	7		2:04.140	30.800	54.886	38.454	168.7	13:10:07.838
8		2:01.685	30.337	53.347	38.001	170.6	13:12:15.719	8		2:04.864	30.779	55.274	38.811	160.9	13:12:12.702
9		2:01.683	30.181	53.474	38.028	171.9	13:14:17.402	9		2:03.790	30.425	54.564	38.801	165.1	13:14:16.492
10		2:12.523	30.329	57.704	44.490	155.3	13:16:29.925	10		2:04.589	30.685	55.349	38.555	160.9	13:16:21.081
11		2:02.504	30.875	53.732	37.894	148.9	13:18:32.426	11		2:06.837	30.876	54.941	41.020	170.3	13:18:27.918
12		2:05.236	32.016	54.119	39.101	151.6	13:20:37.662	12		2:10.140	30.952	57.212	41.976	157.6	13:20:38.058
13		3:08.182 P	33.588	56.634	1:37.960	141.7	13:23:45.844	13		3:12.921 P	37.091	58.355	1:37.475	134.4	13:23:50.979

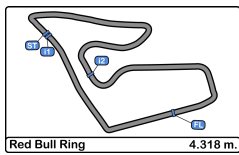
12 Gabriele Torelli(ITA) Renault Clio Cup **21** Stephan Polderman (EU/EE) Renault Clio Cup
 FARO RACING GD CHEFO SPORT

Lap	D	Time	Sector 1	Sector 2	Sector 3	T. Spd	Elapsed	Lap	D	Time	Sector 1	Sector 2	Sector 3	T. Spd	Elapsed
1		12:52:02.536	12:50:26.446	56.638	39.452	124.2	12:52:02.536	1		12:51:51.862	12:50:13.872	58.578	39.412	146.5	12:51:51.862
2		2:00.608	30.099	52.541	37.968	173.0	12:54:03.144	2		2:05.641	31.028	56.667	37.946	145.1	12:53:57.503
3		2:00.221	30.172	52.392	37.657	172.5	12:56:03.365	3		2:01.985	30.340	53.893	37.752	171.4	12:55:59.488
4		1:59.828	30.036	52.435	37.357	172.8	12:58:03.193	4		2:01.962	30.268	53.478	38.216	173.9	12:58:01.450
5		2:46.544 P	29.709	57.174	1:19.661	149.1	13:00:49.737	5		2:46.595 P	30.677	55.543	1:20.375	167.9	13:00:48.045
6		6:43.927	5:12.869	53.589	37.469	159.2	13:07:33.664	6		6:55.010	5:22.170	54.321	38.519	149.7	13:07:43.055
7		1:59.896	29.620	52.812	37.464	173.6	13:09:33.560	7		2:03.117	30.638	53.770	38.709	168.2	13:09:46.172
8		2:00.220	29.766	53.048	37.406	166.1	13:11:33.780	8		2:01.942	30.291	53.236	38.415	171.4	13:11:48.114
9		2:00.636	30.289	52.816	37.531	173.3	13:13:34.416	9		2:04.864	30.355	53.277	38.229	173.3	13:13:49.975
10		2:00.180	29.960	52.551	37.669	175.8	13:15:34.596	10		2:02.989	30.691	53.825	38.473	170.3	13:15:52.964
11		2:00.062	29.759	52.827	37.476	175.0	13:17:34.658	11		2:05.266	30.585	54.236	40.445	173.0	13:17:58.230
12		2:01.074	29.971	52.883	38.220	174.7	13:19:35.732	12		2:02.892	30.480	53.755	38.657	171.1	13:20:01.122
13		2:46.780 P	35.852	1:06.555	1:04.373	114.2	13:22:22.512	13		3:07.763 P	31.330	1:03.891	1:32.542	137.2	13:23:08.885

15 David Pouget(EU) Renault Clio Cup **27** Vittorio Zadotti(ITA) Renault Clio Cup
 GPA RACING GD SCUDERIA COSTA OVEST

Lap	D	Time	Sector 1	Sector 2	Sector 3	T. Spd	Elapsed	Lap	D	Time	Sector 1	Sector 2	Sector 3	T. Spd	Elapsed
1		12:51:31.647	12:49:55.954	57.231	38.462	149.5	12:51:31.647	1		12:51:32.368	12:49:51.854	1:00.723	39.791	120.9	12:51:32.368
2		2:01.058	30.186	53.006	37.866	173.6	12:53:32.705	2		2:02.377	30.325	53.901	38.151	172.8	12:53:34.745
3		2:00.693	30.140	52.835	37.718	175.0	12:55:33.398	3		2:01.604	29.927	53.873	37.804	173.0	12:55:36.349
4		2:01.185	30.319	52.807	38.059	174.7	12:57:34.583	4		2:01.068	29.997	53.461	37.610	173.3	12:57:37.417
5		2:21.293 P	30.193	52.697	58.403	173.9	12:59:55.876	5		2:41.181 P	32.531	58.925	1:09.725	169.5	13:00:18.598
6		7:30.169	5:54.903	53.788	41.478	168.2	13:07:26.045	6		7:04.115	5:28.799	57.015	38.301	144.9	13:07:22.713
7		2:00.727	30.123	52.687	37.917	173.9	13:09:26.772	7		2:05.688	30.094	57.903	37.691	172.8	13:09:28.401
8		2:01.160	30.065	52.878	38.217	175.8	13:11:27.932	8		2:01.152	29.825	53.515	37.812	172.2	13:11:29.553
9		2:02.060	30.219	53.832	38.009	174.7	13:13:29.992	9		2:02.015	30.134	54.301	37.580	158.3	13:13:31.568
10		2:00.831	29.862	53.196	37.773	176.7	13:15:30.823	10		2:05.719	30.101	54.106	41.512	167.4	13:15:37.287
11		2:04.480	29.934	53.272	37.974	177.0	13:17:32.003	11		2:19.333	29.676	1:11.435	38.222	176.7	13:17:56.620
12		2:00.869	29.993	52.854	38.022	177.0	13:19:32.872	12		2:05.573	33.634	53.904	38.035	171.1	13:20:02.193
13		2:58.678 P	37.023	1:10.224	1:11.431	96.6	13:22:31.550	13		3:12.656 P	33.245	1:03.153	1:36.258	156.7	13:23:14.849





Red Bull Ring
Clio Cup Series
Collective Test 2
Lap Analysis

CLIO CUP SERIES

38

Alessio Alcidi(ITA)

Renault Clio Cup **44**

Felice Jelmini(ITA)

Renault Clio Cup

C

TUDER MOTORSPORT

PMA MOTORSPORT

Lap	D	Time	Sector 1	Sector 2	Sector 3	T. Spd	Elapsed	Lap	D	Time	Sector 1	Sector 2	Sector 3	T. Spd	Elapsed
1		12:52:12.077	12:50:30.473	1:01.146	40.458	137.5	12:52:12.077	1		12:52:20.882	12:50:22.378	1:15.436	43.068	98.9	12:52:20.882
2		2:04.970	30.427	55.820	38.723	170.8	12:54:17.047	2		2:01.411	30.499	53.243	37.669	172.5	12:54:22.293
3		2:04.069	30.293	55.170	38.606	170.0	12:56:21.116	3		2:00.765	30.184	53.192	37.389	172.8	12:56:23.058
4		2:03.726	30.422	54.433	38.871	170.8	12:58:24.842	4		2:01.102	30.113	53.232	37.757	173.3	12:58:24.160
5		3:00.697 P	31.093	1:00.436	1:29.168	167.4	13:01:25.539	5		2:59.394 P	30.243	1:01.064	1:28.087	171.9	13:01:23.554
6		6:34.983	5:00.670	55.497	38.816	160.2	13:08:00.522	6		6:21.181	4:50.741	52.905	37.535	170.3	13:07:44.735
7		2:03.460	30.393	54.281	38.786	171.1	13:10:03.982	7		2:00.830	30.025	53.080	37.725	173.9	13:09:45.565
8		2:02.930	30.568	53.940	38.422	171.1	13:12:06.912	8		2:40.135	30.082	1:06.369	1:03.684	173.6	13:12:25.700
9		2:02.065	30.157	53.461	38.447	172.2	13:14:08.977	9		2:01.188	30.719	52.842	37.627	173.3	13:14:26.888
10		2:02.473	30.230	53.629	38.314	173.9	13:16:11.150	10		2:01.862	30.169	52.889	38.804	171.9	13:16:28.750
11		2:02.697	30.425	53.620	38.652	173.3	13:18:13.847	11		2:01.400	30.127	52.888	38.385	172.8	13:18:30.150
12		2:02.055	30.345	53.606	38.104	173.9	13:20:15.902	12		2:16.076	30.151		2:54.461	175.3	13:20:46.226
13		3:08.887 P	34.764	59.379	1:34.744	135.0	13:23:24.789	13		3:36.885 P	38.750	59.658	1:58.477	113.4	13:24:23.111

42

Mariano Alonso(EU)

Renault Clio Cup **50**

Juuso Panttila(EU/EE)

Renault Clio Cup

C

GPA RACING

C

CARPEK SERVICE

Lap	D	Time	Sector 1	Sector 2	Sector 3	T. Spd	Elapsed	Lap	D	Time	Sector 1	Sector 2	Sector 3	T. Spd	Elapsed
1		12:51:37.091	12:50:00.851	57.394	38.846	151.0	12:51:37.091	1		12:52:05.334	12:50:29.133	57.889	38.312	139.1	12:52:05.334
2		2:04.962	30.546	55.715	38.701	172.5	12:53:42.053	2		2:01.573	29.841	53.883	37.849	171.4	12:54:06.907
3		2:02.879	30.544	54.094	38.241	172.8	12:55:44.932	3		2:02.091	29.737	54.278	38.076	165.1	12:56:08.998
4		2:02.711	30.238	54.587	37.886	174.7	12:57:47.643	4		2:01.469	29.746	53.796	37.927	170.3	12:58:10.467
5		2:40.717 P	30.313	54.668	1:15.736	173.3	13:00:28.360	5		2:54.062 P	29.887	56.777	1:27.398	170.3	13:01:04.529
6		6:58.063	5:23.191	54.211	40.661	166.6	13:07:26.423	6		6:43.777	5:11.898	54.249	37.630	163.8	13:07:48.306
7		2:02.771	30.185	54.508	38.078	175.0	13:09:29.194	7		2:01.329	29.976	53.462	37.891	163.8	13:09:49.635
8		2:01.718	30.020	53.497	38.201	174.7	13:11:30.912	8		2:01.958	29.842	53.837	38.279	168.4	13:11:51.593
9		2:02.095	30.235	53.719	38.141	174.1	13:13:33.007	9		2:01.922	29.987	53.805	38.130	172.5	13:13:53.515
10		2:02.090	30.258	53.405	38.427	174.1	13:15:35.097	10		2:01.785	30.055	53.711	38.019	170.8	13:15:55.300
11		2:01.507	29.979	53.435	38.093	175.8	13:17:36.604	11		2:01.971	29.921	53.784	38.266	173.6	13:17:57.271
12		2:02.005	30.248	53.641	38.116	174.7	13:19:38.609	12		2:20.549	30.480	1:11.581	38.488	171.9	13:20:17.820
13		3:02.459 P	34.470	1:09.407	1:18.582	125.8	13:22:41.068	13		3:01.827 P	30.443	55.336	1:36.048	170.6	13:23:19.647

43

Damiano Puccetti(ITA)

Renault Clio Cup **51**

Henrik Seibel(EE)

Renault Clio Cup

C

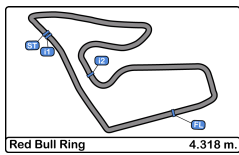
PMA MOTORSPORT

C

CARPEK SERVICE

Lap	D	Time	Sector 1	Sector 2	Sector 3	T. Spd	Elapsed	Lap	D	Time	Sector 1	Sector 2	Sector 3	T. Spd	Elapsed
1		12:52:30.583	12:50:58.021	54.571	37.991	168.2	12:52:30.583	1		12:52:06.248	12:50:28.661	59.229	38.358	131.5	12:52:06.248
2		2:02.454	30.209	54.101	38.144	173.0	12:54:33.037	2		2:03.023	30.607	54.365	38.051	168.2	12:54:09.271
3		2:02.659	30.268	53.931	38.460	172.5	12:56:35.696	3		2:03.938	30.373	54.291	39.274	171.4	12:56:13.209
4		2:02.650	30.527	54.074	38.049	171.4	12:58:38.346	4		2:03.443	30.706	54.783	37.924	151.8	12:58:16.622
5		2:56.527 P	30.675	57.933	1:27.919	171.4	13:01:34.873	5		2:50.054 P	30.511	1:02.701	1:25.842	169.8	13:01:15.676
6		6:19.322	4:46.773	53.912	38.637	170.0	13:07:54.195	6		6:41.953	5:09.669	54.649	37.635	167.1	13:07:57.629
7		2:03.042	30.402	54.047	38.593	171.7	13:09:57.237	7		2:02.889	30.793	53.761	38.335	170.0	13:10:00.518
8		2:02.663	30.322	54.006	38.335	171.9	13:11:59.900	8		2:02.476	30.653	54.070	37.753	169.8	13:12:02.994
9		2:02.622	30.425	53.800	38.397	171.9	13:14:02.522	9		2:03.375	30.714	54.268	38.393	171.1	13:14:06.369
10		2:02.127	30.239	53.641	38.247	171.7	13:16:04.649	10		2:02.469	30.620	53.550	38.299	171.4	13:16:08.838
11		2:03.492	31.493	53.734	38.265	173.3	13:18:08.141	11		2:03.620	30.858	53.809	38.953	171.9	13:18:12.458
12		2:36.131	30.305		3:14.396	174.7	13:20:44.272	12		2:02.985	30.297	53.646	39.042	172.5	13:20:15.443
13		3:33.086 P	37.042	58.603	1:57.441	122.7	13:24:17.358	13		3:07.768 P	33.225	56.424	1:38.119	141.7	13:23:23.211





Red Bull Ring
Clio Cup Series
Collective Test 2
Lap Analysis

CLIO CUP

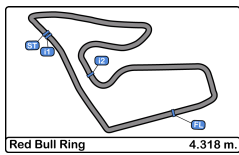
SERIES

53							62								
DUE(ITA)							Renault Clio Cup								
GD							GPA RACING								
OREGON TEAM							GD								
Lap	D	Time	Sector 1	Sector 2	Sector 3	T. Spd	Elapsed	Lap	D	Time	Sector 1	Sector 2	Sector 3	T. Spd	Elapsed
1		12:51:33.194	12:49:52.992	1:00.186	40.016	137.9	12:51:33.194	1		12:51:43.858	12:50:01.817	1:01.629	40.412	138.8	12:51:43.858
2		2:04.382	30.659	55.136	38.587	171.9	12:53:37.576	2		2:07.288	31.132	56.828	39.328	164.6	12:53:51.146
3		2:03.498	30.364	54.284	38.850	171.9	12:55:41.074	3		2:05.411	30.684	55.694	39.033	164.1	12:55:56.557
4		2:02.988	30.397	54.245	38.346	158.3	12:57:44.062	4		2:04.659	30.559	55.049	39.051	169.2	12:58:01.216
5		6:39.060 P	30.591	5:20.627	47.842	171.9	13:04:23.122	5		2:56.643 P	31.435	1:00.381	1:24.827	146.1	13:00:57.859
6		3:05.137	1:30.760	55.811	38.566	160.4	13:07:28.259	6		6:40.837	5:00.824	1:00.805	39.208	138.8	13:07:38.696
7		2:04.328	30.576	55.700	38.052	164.1	13:09:32.587	7		2:09.543	30.954	57.277	41.312	167.1	13:09:48.239
8		2:03.710	30.299	55.264	38.147	161.4	13:11:36.297	8		2:06.730	30.683	57.377	38.670	163.3	13:11:54.969
9		2:02.874	30.221	54.259	38.394	173.0	13:13:39.171	9		2:03.376	30.472	54.425	38.479	171.4	13:13:58.345
10		2:03.002	30.518	54.004	38.480	171.9	13:15:42.173	10		2:03.439	30.589	54.184	38.666	171.9	13:16:01.784
11		2:03.062	30.454	54.128	38.480	168.2	13:17:45.235	11		2:03.790	30.725	53.971	39.094	167.9	13:18:05.574
12		2:04.259	30.537	55.259	38.463	170.6	13:19:49.494	12		2:16.269	31.321	1:02.510	42.438	143.0	13:20:21.843
13		3:03.447 P	36.828	1:01.181	1:25.438	109.0	13:22:52.941	13		3:10.250 P	38.987	1:02.415	1:28.848	127.0	13:23:32.093

55							69								
René Steenmetz(EU/EE)							Renault Clio Cup								
GD							MILAN COMPETITION								
CHEFO SPORT							GD								
Lap	D	Time	Sector 1	Sector 2	Sector 3	T. Spd	Elapsed	Lap	D	Time	Sector 1	Sector 2	Sector 3	T. Spd	Elapsed
1		12:51:44.414	12:50:10.488	55.743	38.183	160.7	12:51:44.414	1		12:52:02.218	12:50:17.131	1:04.605	40.482	96.1	12:52:02.218
2		2:04.336	30.993	55.697	37.646	153.8	12:53:48.750	2		2:03.839	30.686	54.159	38.994	164.3	12:54:06.057
3		2:01.170	30.332	53.144	37.694	171.9	12:55:49.920	3		2:04.551	30.468	55.464	38.619	160.2	12:56:10.608
4		2:06.442	30.591	53.168	41.353	171.7	12:57:55.032	4		2:01.658	30.199	53.596	37.863	171.7	12:58:12.266
5		2:45.344 P	30.416	53.152	1:21.776	170.6	13:00:40.376	5		2:56.070 P	30.104	57.327	1:28.639	172.8	13:01:08.336
6		7:01.157	5:28.382	54.775	38.000	152.1	13:07:41.533	6		6:33.800	4:59.177	55.723	38.900	142.8	13:07:42.136
7		2:00.979	30.033	53.387	37.559	172.8	13:09:42.512	7		2:01.504	29.941	53.867	37.696	162.4	13:09:43.640
8		2:03.809	32.406	53.220	38.183	163.8	13:11:46.321	8		2:01.690	30.598	53.229	37.863	172.5	13:11:45.330
9		2:01.331	29.968	53.207	38.156	173.3	13:13:47.652	9		2:01.301	30.237	53.258	37.806	173.0	13:13:46.631
10		2:02.598	30.532	53.306	38.760	171.1	13:15:50.250	10		2:01.222	30.183	53.008	38.031	172.8	13:15:47.853
11		2:01.795	30.321	53.296	38.178	172.8	13:17:52.045	11		2:01.188	30.095	53.205	37.888	175.0	13:17:49.041
12		2:02.176	30.396	53.175	38.605	171.9	13:19:54.221	12		2:00.670	29.998	52.915	37.757	173.3	13:19:49.711
13		3:08.474 P	38.018	1:03.440	1:27.016	123.8	13:23:02.695	13		3:10.968 P	39.668	1:05.869	1:25.431	106.9	13:23:00.679

58							73								
Chen Han Lin(EU/EE)							Renault Clio Cup								
C							PROTEAM RACE								
UNIQ RACING							C								
Lap	D	Time	Sector 1	Sector 2	Sector 3	T. Spd	Elapsed	Lap	D	Time	Sector 1	Sector 2	Sector 3	T. Spd	Elapsed
1		12:53:18.533	12:51:37.233	1:01.623	39.677	134.6	12:53:18.533	1		12:51:36.081	12:49:53.259	1:01.276	41.546	115.0	12:51:36.081
2		2:05.393	30.528	56.919	37.946	171.9	12:55:23.926	2		2:05.889	30.822	55.498	39.569	174.1	12:53:41.970
3		2:01.587	30.293	53.749	37.545	174.1	12:57:25.513	3		2:04.148	30.926	54.407	38.815	171.4	12:55:46.118
4		2:01.117	29.889	53.655	37.573	174.7	12:59:26.630	4		2:02.406	30.225	53.958	38.223	170.8	12:57:48.524
5		3:10.617 P	36.446	1:19.064	1:15.107	95.8	13:02:37.247	5		2:42.269 P	30.147	54.572	1:17.550	177.6	13:00:30.793
6		5:49.537	4:18.699	53.526	37.312	170.8	13:08:26.784	6		6:47.629	5:14.325	54.763	38.541	164.3	13:07:18.422
7		2:00.567	29.901	53.506	37.160	174.7	13:10:27.351	7		2:02.789	30.336	54.267	38.186	173.0	13:09:21.211
8		2:00.280	29.814	53.029	37.437	175.3	13:12:27.631	8		2:01.834	30.398	53.360	38.076	173.3	13:11:23.045
9		2:00.872	30.552	52.966	37.354	174.7	13:14:28.503	9		2:02.846	30.569	53.935	38.342	173.3	13:13:25.891
10		2:01.095	29.882	53.176	38.037	175.3	13:16:29.598	10		2:03.787	30.309	54.854	38.624	172.8	13:15:29.678
11		2:00.902	29.952	53.145	37.805	174.7	13:18:30.500	11		2:03.466	30.637	54.242	38.587	174.7	13:17:33.144
12		2:10.829	30.197	1:01.129	39.503	157.6	13:20:41.329	12		2:17.776 P	32.057	56.810	48.909	149.5	13:19:50.920
13		3:29.142 P	37.439	58.882	1:52.821	135.6	13:24:10.471								





Red Bull Ring
Clio Cup Series
Collective Test 2
Lap Analysis

CLIO CUP

SERIES

82

Jacopo Giuseppe Cimenès
 (EU/ITA)

Renault Clio Cup **99**

Guillaume Maio(EU)

Renault Clio Cup

C

ESSECORSE

C

GM SPORT

Lap D	Time	Sector 1	Sector 2	Sector 3	T. Spd	Elapsed	Lap D	Time	Sector 1	Sector 2	Sector 3	T. Spd	Elapsed
1	12:51:39.289	12:50:04.554	56.601	38.134	169.5	12:51:39.289	1	12:51:38.756	12:50:02.160	57.121	39.475	149.7	12:51:38.756
2	2:04.032	30.775	55.058	38.199	147.3	12:53:43.321	2	2:05.528	30.976	55.786	38.766	146.1	12:53:44.284
3	2:02.357	30.266	54.210	37.881	174.1	12:55:45.678	3	2:03.106	30.687	54.509	37.910	168.2	12:55:47.390
4	2:02.150	30.015	53.522	38.613	175.6	12:57:47.828	4	2:01.698	30.281	53.693	37.724	172.5	12:57:49.088
5	2:34.990 P	30.381	53.739	1:10.870	176.4	13:00:22.818	5	2:46.146 P	30.176	54.240	1:21.730	165.1	13:00:35.234
6	7:06.663	5:34.710	53.995	37.958	168.7	13:07:29.481	6	7:59.583	6:28.268	53.451	37.864	167.7	13:08:34.817
7	2:02.198	30.210	54.412	37.576	173.3	13:09:31.679	7	2:01.296	30.104	53.357	37.835	171.1	13:10:36.113
8	2:01.439	30.015	53.424	38.000	175.3	13:11:33.118	8	2:01.401	30.150	53.331	37.920	171.4	13:12:37.514
9	2:02.069	30.287	53.080	38.702	175.0	13:13:35.187	9	2:01.273	30.167	53.117	37.989	171.7	13:14:38.787
10	2:01.002	30.179	52.924	37.899	175.3	13:15:36.189	10	2:01.503	30.307	53.207	37.989	171.4	13:16:40.290
11	2:01.437	30.114	53.126	38.197	174.7	13:17:37.626	11	2:01.701	30.642	53.107	37.952	171.4	13:18:41.991
12	2:02.134	30.229	53.355	38.550	175.8	13:19:39.760	12	2:01.597	30.239	53.234	38.124	172.2	13:20:43.588
13	2:48.368 P	35.120	1:04.647	1:08.601	142.1	13:22:28.128	13	3:30.908 P	36.239	59.300	1:55.369	134.4	13:24:14.496

88

HORN(EU)

Renault Clio Cup **101**

Tomas Pekar(EU/EE)

Renault Clio Cup

GD

GPA RACING

CARPEK SERVICE

Lap D	Time	Sector 1	Sector 2	Sector 3	T. Spd	Elapsed	Lap D	Time	Sector 1	Sector 2	Sector 3	T. Spd	Elapsed
1	12:51:37.904	12:49:58.136	1:00.339	39.429	134.6	12:51:37.904	1	12:53:10.960	12:51:32.839	58.838	39.283	121.3	12:53:10.960
2	2:05.964	30.854	55.866	39.244	161.1	12:53:43.868	2	2:00.450	30.077	53.025	37.348	172.8	12:55:11.410
3	2:03.056	30.725	54.310	38.021	170.6	12:55:46.924	3	2:00.825	30.392	53.036	37.397	172.2	12:57:12.235
4	2:03.114	30.626	54.417	38.071	172.8	12:57:50.038	4	2:02.580	30.118	54.595	37.867	173.6	12:59:14.815
5	2:48.180 P	30.029	54.358	1:23.793	168.2	13:00:38.218	5	3:18.715 P	44.953	1:17.252	1:16.510	78.7	13:02:33.530
6	6:49.412	5:14.620	54.809	39.983	158.5	13:07:27.630	6	5:59.678	4:24.641	53.549	41.488	170.6	13:08:33.208
7	2:02.805	30.419	54.100	38.286	171.7	13:09:30.435	7	2:01.105	30.215	52.812	38.078	172.8	13:10:34.313
8	2:02.408	30.317	53.932	38.159	172.2	13:11:32.843	8	2:00.338	30.139	52.609	37.590	172.5	13:12:34.651
9	2:04.277	30.867	55.322	38.088	153.8	13:13:37.120	9	2:00.657	30.046	52.661	37.950	173.3	13:14:35.308
10	2:01.932	30.113	53.666	38.153	173.0	13:15:39.052	10	2:00.252	30.075	52.447	37.730	173.3	13:16:35.560
11	2:04.362	30.223	55.231	38.908	171.9	13:17:43.414	11	2:00.495	30.020	52.592	37.883	174.4	13:18:36.055
12	2:02.308	30.303	53.770	38.235	171.4	13:19:45.722	12	2:04.533	30.132	54.808	39.593	173.9	13:20:40.588
13	3:02.329 P	32.862	1:04.665	1:24.802	126.1	13:22:48.051	13	3:22.078 P	36.672	58.479	1:46.927	137.7	13:24:02.666

93

Nico Abella(EU)

Renault Clio Cup **103**

William Mezzetti(EU/ITA)

Renault Clio Cup

C

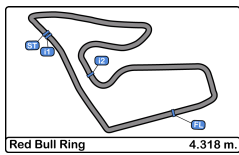
CHEFO SPORT

C

PROGETTO E20 MOTORSPORT

Lap D	Time	Sector 1	Sector 2	Sector 3	T. Spd	Elapsed	Lap D	Time	Sector 1	Sector 2	Sector 3	T. Spd	Elapsed
1	12:52:48.510	12:51:14.033	56.209	38.268	143.8	12:52:48.510	1	12:52:21.780	12:50:34.203	1:04.005	43.572	135.8	12:52:21.780
2	2:20.371	30.099	57.619	52.653	172.8	12:55:08.881	2	2:02.372	30.505	53.752	38.115	171.4	12:54:24.152
3	2:01.004	30.018	53.495	37.491	174.4	12:57:09.885	3	2:02.349	30.339	54.125	37.885	171.9	12:56:26.501
4	2:00.862	30.071	53.405	37.386	173.0	12:59:10.747	4	2:42.649 P	30.505	1:09.097	1:03.047	170.8	12:59:09.150
5	3:06.042 P	44.441	1:16.757	1:04.844	77.5	13:02:16.789	5	9:14.139	7:21.458	1:06.102	46.579	141.5	13:08:23.289
6	5:28.945	3:57.291	53.943	37.711	169.0	13:07:45.734	6	2:02.139	31.352	52.931	37.856	173.0	13:10:25.428
7	2:01.114	30.012	53.664	37.438	163.1	13:09:46.848	7	2:01.929	30.655	53.356	37.909	170.6	13:12:27.348
8	2:20.607	29.946	1:03.476	47.185	170.6	13:12:07.455	8	2:02.560	31.318	53.308	37.934	173.6	13:14:29.908
9	2:00.798	29.969	53.346	37.483	175.3	13:14:08.253	9	2:01.926	30.505	53.426	37.995	171.4	13:16:31.834
10	2:00.773	29.893	53.346	37.534	174.7	13:16:09.026	10	2:01.833	30.260	53.546	38.027	172.5	13:18:33.667
11	2:01.234	30.119	53.231	37.884	172.8	13:18:10.260	11	2:02.150	30.107	53.745	38.298	173.9	13:20:35.817
12	2:00.509	29.957	53.164	37.388	174.4	13:20:10.769	12	3:07.539 P	34.083	56.985	1:36.471	135.1	13:23:43.356
13	3:06.476 P	33.288	58.930	1:34.258	135.1	13:23:17.245							





Red Bull Ring
Clio Cup Series
Collective Test 2
Lap Analysis

CLIO CUP

SERIES

107 Cristian Ricciarini(EU/ITA) Renault Clio Cup **133** Gabor Tim Renault Clio Cup
 C ESSECORSE GM SPORT

Lap	D	Time	Sector 1	Sector 2	Sector 3	T. Spd	Elapsed	Lap	D	Time	Sector 1	Sector 2	Sector 3	T. Spd	Elapsed
1		12:51:38.154	12:50:03.046	56.739	38.369	147.3	12:51:38.154	1		12:52:03.530	12:50:23.588	59.010	40.932	101.6	12:52:03.530
2		2:01.998	30.513	53.967	37.518	170.3	12:53:40.152	2		2:01.529	30.145	53.641	37.743	174.1	12:54:05.059
3		2:01.421	29.738	54.071	37.612	164.3	12:55:41.573	3		2:00.465	29.877	53.254	37.334	174.4	12:56:05.524
4		2:00.501	29.763	53.030	37.708	173.3	12:57:42.074	4		2:00.299	29.841	52.850	37.599	174.4	12:58:05.814
5		2:27.068 P	29.684	53.496	1:03.888	168.7	13:00:09.142	5		2:54.582 P	30.261	57.706	1:26.615	155.1	13:01:00.396
6		7:17.834	5:45.221	54.211	38.402	150.6	13:07:26.976	6		6:35.242	5:03.078	54.478	37.686	154.7	13:07:35.638
7		2:00.862	29.929	53.374	37.559	172.8	13:09:27.838	7		2:00.569	29.974	53.017	37.578	173.0	13:09:36.207
8		2:00.508	29.701	52.919	37.888	175.6	13:11:28.346	8		2:00.884	30.013	53.185	37.686	174.7	13:11:37.091
9		2:00.998	29.994	53.212	37.792	173.9	13:13:29.344	9		2:00.754	30.005	53.032	37.717	175.0	13:13:37.845
10		2:00.539	30.095	52.920	37.524	173.0	13:15:29.883	10		2:02.544	30.006	53.147	39.391	175.0	13:15:40.389
11		2:00.813	29.975	53.030	37.808	171.9	13:17:30.696	11		2:02.502	30.027	53.199	39.276	175.0	13:17:42.891
12		2:00.939	30.087	53.163	37.689	173.3	13:19:31.635	12		2:00.836	30.132	52.830	37.874	173.6	13:19:43.727
13		2:47.811 P	37.506	1:07.530	1:02.775	101.2	13:22:19.446	13		2:53.570 P	32.568	1:05.149	1:15.853	115.7	13:22:37.297

116 Giacomo Trebbi(ITA) Renault Clio Cup **155** Gianalberto Coldani(ITA) Renault Clio Cup
 C MC MOTORTECNICA C MC MOTORTECNICA

Lap	D	Time	Sector 1	Sector 2	Sector 3	T. Spd	Elapsed	Lap	D	Time	Sector 1	Sector 2	Sector 3	T. Spd	Elapsed
1		12:51:33.514	12:49:54.128	59.342	40.044	137.0	12:51:33.514	1		12:51:35.377	12:49:55.171	1:00.288	39.918	134.4	12:51:35.377
2		2:04.923	31.226	55.231	38.466	159.0	12:53:38.437	2		2:03.809	30.304	55.534	37.971	169.5	12:53:39.186
3		2:02.060	30.005	54.294	37.761	156.0	12:55:40.497	3		2:03.260	29.983	55.337	37.940	163.8	12:55:42.446
4		2:02.007	30.056	54.165	37.786	169.2	12:57:42.504	4		2:01.865	29.974	54.124	37.767	175.0	12:57:44.311
5		2:31.217 P	29.981	54.640	1:06.596	164.8	13:00:13.721	5		2:36.599 P	30.314	54.913	1:11.372	171.7	13:00:20.910
6		7:06.745	5:33.956	55.066	37.723	159.0	13:07:20.466	6		7:01.558	5:27.806	55.009	38.743	164.6	13:07:22.468
7		2:01.694	30.300	53.734	37.657	170.3	13:09:22.157	7		2:02.934	30.515	54.301	38.118	172.2	13:09:25.402
8		2:00.914	29.837	53.511	37.566	170.6	13:11:23.071	8		2:03.649	30.265		2:41.728	171.4	13:11:29.012
9		2:01.328	30.208	53.360	37.760	173.0	13:13:24.399	9		2:02.093	30.144	53.950	37.999	173.9	13:13:31.105
10		2:01.767	30.412	53.478	37.877	172.2	13:15:26.166	10		2:01.700	30.297	53.491	37.912	174.4	13:15:32.805
11		2:02.410	30.338	53.763	38.309	171.7	13:17:28.576	11		2:52.794	30.153	56.168	1:26.473	175.3	13:18:25.599
12		2:02.744	30.437	53.876	38.431	171.7	13:19:31.320	12		2:36.895 P	32.428	1:16.732	47.735	150.2	13:21:02.494
13		2:54.070 P	38.488	1:09.194	1:06.388	104.9	13:22:25.390								

125 Jerzy Spinkiewicz(EU) Renault Clio Cup **177** Pietro Blumetti(ITA) Renault Clio Cup
 C UNIQ RACING GD PMA MOTORSPORT

Lap	D	Time	Sector 1	Sector 2	Sector 3	T. Spd	Elapsed	Lap	D	Time	Sector 1	Sector 2	Sector 3	T. Spd	Elapsed
1		12:53:12.964	12:51:35.332	1:00.266	37.366	123.4	12:53:12.964	1		12:52:11.354	12:50:25.549	1:04.724	41.081	109.8	12:52:11.354
2		2:00.284	29.889	53.187	37.208	172.8	12:55:13.248	2		2:08.375	30.726	58.055	39.594	162.6	12:54:19.729
3		2:00.529	29.727	53.184	37.618	173.6	12:57:13.777	3		2:06.691	30.815	56.547	39.329	171.1	12:56:26.420
4		4:59.932	29.684	52.774	37.474	173.9	12:59:13.709	4		2:07.889	31.561	56.564	39.764	155.8	12:58:34.309
5		3:15.511 P	44.161	1:17.748	1:13.602	77.9	13:02:29.220	5		2:56.745 P	30.847	59.280	1:26.618	159.2	13:01:31.054
6		5:54.522	4:24.255	52.897	37.370	169.2	13:08:23.742	6		6:27.422	4:53.238	55.129	39.055	165.3	13:07:58.476
7		2:00.097	29.865	52.622	37.610	174.4	13:10:23.839	7		2:05.982	30.801	55.436	39.745	167.4	13:10:04.458
8		2:02.863	29.959	53.006	39.898	170.8	13:12:26.702	8		2:06.006	30.749	56.004	39.253	160.4	13:12:10.464
9		2:05.274	34.773	52.733	37.765	169.5	13:14:31.973	9		2:04.870	30.923	55.106	38.841	170.0	13:14:15.334
10		2:00.444	29.890	52.654	37.897	173.6	13:16:32.414	10		2:07.031	30.762	57.151	39.118	170.6	13:16:22.365
11		2:00.547	29.916	52.799	37.832	175.8	13:18:32.961	11		2:06.395	30.730	55.587	40.078	170.0	13:18:28.760
12		2:02.273	29.963	54.249	38.061	175.0	13:20:35.234	12		2:09.514	31.506	58.057	39.951	150.6	13:20:38.274
13		3:04.724 P	33.714	56.812	1:34.198	141.1	13:23:39.958	13		3:10.004 P	34.013	58.461	1:37.530	144.5	13:23:48.278





Red Bull Ring
Clio Cup Series
Collective Test 2
Lap Analysis

CLIO CUP

SERIES

211

Nikola Miljkovic(EU)

Renault Clio Cup

C

TEMPO RACING TEAM

Lap	D	Time	Sector 1	Sector 2	Sector 3	T. Spd	Elapsed
1		12:51:25.242	12:49:47.250	58.265	39.727	138.1	12:51:25.242
2		2:03.365	31.180	54.202	37.983	171.9	12:53:28.607
3		2:09.896	33.701	58.350	37.845	136.3	12:55:38.503
4		2:01.497	29.966	53.676	37.855	173.6	12:57:40.000
5		2:25.338 P	30.342	54.133	1:00.863	172.8	13:00:05.338
6		7:11.164	5:39.119	54.458	37.587	163.1	13:07:16.502
7		2:01.211	30.023	53.522	37.666	172.5	13:09:17.713
8		2:01.194	30.029	53.473	37.692	173.0	13:11:18.907
9		2:01.432	30.146	53.176	38.110	172.2	13:13:20.339
10		2:01.308	30.259	53.117	37.932	172.2	13:15:21.647
11		2:00.986	29.834	52.809	38.343	172.5	13:17:22.633
12		2:01.560	30.438	53.112	38.010	172.8	13:19:24.193
13		2:50.108 P	43.391	1:08.309	58.408	91.9	13:22:14.301

223

Sandro Soubek(ITA)

Renault Clio Cup

MAIR RACING OSTTIROL

Lap	D	Time	Sector 1	Sector 2	Sector 3	T. Spd	Elapsed
1		12:51:19.225	12:49:42.230	58.292	38.703	151.0	12:51:19.225
2		2:01.610	30.282	53.660	37.668	171.1	12:53:20.835
3		2:01.115	29.835	53.589	37.691	174.4	12:55:21.950
4		2:01.525	30.273	53.387	37.865	171.9	12:57:23.475
5		3:38.830 P	29.947	1:41.882	1:27.001	172.8	13:01:02.305
6		6:12.435	4:40.162	54.195	38.078	157.4	13:07:14.740
7		2:01.609	30.188	53.567	37.854	170.3	13:09:16.349
8		2:01.734	30.461	53.229	38.044	170.8	13:11:18.083
9		2:10.111	32.649	58.687	38.775	140.2	13:13:28.194
10		2:03.633	30.606	54.858	38.169	172.8	13:15:31.827
11		2:02.068	30.176	53.737	38.155	175.3	13:17:33.895
12		2:01.608	30.306	53.214	38.088	173.6	13:19:35.503
13		2:58.254 P	38.453	1:06.821	1:12.980	107.2	13:22:33.757

333

Mancini - Baroni

Renault Clio Cup

PRESS LEAGUE by OREGON

Lap	D	Time	Sector 1	Sector 2	Sector 3	T. Spd	Elapsed
1	2	12:51:50.048	12:49:57.642	1:05.519	46.887	116.3	12:51:50.048
2	2	2:13.110	32.287	57.980	42.843	157.2	12:54:03.158
3	2	2:10.446	32.717	56.416	41.313	159.5	12:56:13.604
4	2	2:06.393	31.540	54.570	40.283	167.1	12:58:19.997
5	2	3:00.846 P	31.465	59.721	1:29.660	162.6	13:01:20.843
6	2	7:08.537	5:16.324	1:09.854	42.359	164.8	13:08:29.380
7	2	2:06.729	31.175	55.407	40.147	167.1	13:10:36.109
8	2	2:04.113	31.092	54.192	38.829	166.9	13:12:40.222
9	2	2:06.613	30.856	56.828	38.929	167.4	13:14:46.835
10	2	2:04.785	30.968	54.469	39.348	169.0	13:16:51.620
11	2	2:07.114	32.979	55.406	38.729	168.2	13:18:58.734
12	2	2:05.175	31.243	55.143	38.789	167.4	13:21:03.909
13	2	3:24.552 P	30.933	54.269	1:59.350	168.4	13:24:28.461





Red Bull Ring
Clio Cup Series
Collective Test 2

CLIO CUP

SERIES

Best Sectors Results

Sector - 1				Sector - 2				Sector - 3				Ideal Lap vs Best Lap				
Clas	Nº	Driver	Time	Nº	Driver	Time	Nº	Driver	Time	Clas	Nº	Driver	Ideal Lap	Best Lap	Clas	
1	5	Anthony Jurado(EU/EE)	29.620	5	Anthony Jurado(EU/EE)	52.295	58	Chen Han Lin(EU/EE)	37.160	1	5	Anthony Jurado(EU/EE)	1:59.358	2:00.074	2	
2	12	Gabriele Torelli(ITA)	29.620	12	Gabriele Torelli(ITA)	52.392	6	Cosimo Papi(ITA)	37.202	2	12	Gabriele Torelli(ITA)	1:59.369	1:59.828	1	
3	27	Vittorio Zadotti(ITA)	29.676	101	Tomas Pekar(EU/EE)	52.447	125	Jerzy Spinkiewicz(EU)	37.208	3	125	Jerzy Spinkiewicz(EU)	1:59.514	2:00.097	3	
4	12	Jerzy Spinkiewicz(EU)	29.684	2	Marc Guillot(EU/EE)	52.457	133	Gabor Tim	37.334	4	2	Marc Guillot(EU/EE)	1:59.769	2:00.181	4	
5	10	Cristian Ricciarini(EU/ITA)	29.684	125	Jerzy Spinkiewicz(EU)	52.622	101	Tomas Pekar(EU/EE)	37.348	5	101	Tomas Pekar(EU/EE)	1:59.815	2:00.252	5	
6	6	Cosimo Papi(ITA)	29.689	15	David Pouget(EU)	52.687	12	Gabriele Torelli(ITA)	37.357	6	58	Chen Han Lin(EU/EE)	1:59.940	2:00.280	6	
7	50	Juuso Panttila(EU/EE)	29.737	1	Nicolas Milan(EU)	52.806	93	Nico Abella(EU)	37.386	7	6	Cosimo Papi(ITA)	1:59.987	2:00.368	7	
8	58	Chen Han Lin(EU/EE)	29.814	211	Nikola Miljkovic(EU)	52.809	44	Felice Jelmini(ITA)	37.389	8	133	Gabor Tim	2:00.005	2:00.569	10	
9	1	Nicolas Milan(EU)	29.825	133	Gabor Tim	52.830	2	Marc Guillot(EU/EE)	37.393	9	9	Andreas Stucki(EE)	2:00.117	2:00.498	8	
10	21	Nikola Miljkovic(EU)	29.834	9	Andreas Stucki(EE)	52.835	9	Andreas Stucki(EE)	37.413	10	107	Cristian Ricciarini(EU/ITA)	2:00.121	2:00.501	9	
11	22	Sandro Soubek(ITA)	29.835	44	Felice Jelmini(ITA)	52.842	5	Anthony Jurado(EU/EE)	37.443	11	1	Nicolas Milan(EU)	2:00.123	2:00.690	12	
12	11	Giacomo Trebbi(ITA)	29.837	69	Quinto Stefana(EU/ITA)	52.915	1	Nicolas Milan(EU)	37.492	12	211	Nikola Miljkovic(EU)	2:00.230	2:00.986	18	
13	13	Gabor Tim	29.841	107	Cristian Ricciarini(EU/ITA)	52.919	107	Cristian Ricciarini(EU/ITA)	37.518	13	44	Felice Jelmini(ITA)	2:00.256	2:00.765	14	
14	15	David Pouget(EU)	29.862	82	Jacopo Giuseppe Cimenesi(EU/ITA)	52.924	55	René Steenmetz(EU/EE)	37.559	14	15	David Pouget(EU)	2:00.267	2:00.693	13	
15	9	Andreas Stucki(EE)	29.869	103	William Mezzetti(EU/ITA)	52.931	116	Giacomo Trebbi(ITA)	37.566	15	93	Nico Abella(EU)	2:00.443	2:00.773	15	
16	93	Nico Abella(EU)	29.893	58	Chen Han Lin(EU/EE)	52.966	82	Jacopo Giuseppe Cimenesi(EU/ITA)	37.576	16	82	Jacopo Giuseppe Cimenesi(EU/ITA)	2:00.515	2:01.002	19	
17	2	Marc Guillot(EU/EE)	29.919	6	Cosimo Papi(ITA)	53.096	27	Vittorio Zadotti(ITA)	37.580	17	69	Quinto Stefana(EU/ITA)	2:00.552	2:00.670	11	
18	69	Quinto Stefana(EU/ITA)	29.941	99	Guillaume Maio(EU)	53.107	211	Nikola Miljkovic(EU)	37.587	18	55	René Steenmetz(EU/EE)	2:00.671	2:00.979	17	
19	55	René Steenmetz(EU/EE)	29.968	55	René Steenmetz(EU/EE)	53.144	50	Juuso Panttila(EU/EE)	37.630	19	27	Vittorio Zadotti(ITA)	2:00.717	2:01.068	20	
20	15	Gianalberto Coldani(ITA)	29.974	93	Nico Abella(EU)	53.164	51	Henrik Seibel(EE)	37.635	20	223	Sandro Soubek(ITA)	2:00.717	2:01.734	27	
21	42	Mariano Alonso(EU)	29.979	223	Sandro Soubek(ITA)	53.214	223	Sandro Soubek(ITA)	37.668	21	116	Giacomo Trebbi(ITA)	2:00.763	2:00.914	16	
22	82	Jacopo Giuseppe Cimenesi(EU/ITA)	30.015	21	Stephan Polderman(EU/EE)	53.236	69	Quinto Stefana(EU/ITA)	37.696	22	50	Juuso Panttila(EU/EE)	2:00.829	2:01.329	22	
23	10	Tomas Pekar(EU/EE)	30.020	4	Julien Baziret	53.243	15	David Pouget(EU)	37.718	23	103	William Mezzetti(EU/ITA)	2:00.894	2:02.139	32	
24	44	Felice Jelmini(ITA)	30.025	10	Giulio Bensi	53.347	99	Guillaume Maio(EU)	37.724	24	99	Guillaume Maio(EU)	2:00.935	2:01.296	21	
25	88	HORN(EU)	30.029	116	Giacomo Trebbi(ITA)	53.360	10	Giulio Bensi	37.730	25	4	Julien Baziret	2:01.052	2:01.329	23	
26	4	Julien Baziret	30.039	73	Sandro Cutini(ITA)	53.360	21	Stephan Polderman(EU/EE)	37.752	26	10	Giulio Bensi	2:01.142	2:01.683	25	
27	10	Giulio Bensi	30.065	42	Mariano Alonso(EU)	53.405	155	Gianalberto Coldani(ITA)	37.767	27	155	Gianalberto Coldani(ITA)	2:01.232	2:01.700	26	
28	99	Guillaume Maio(EU)	30.104	27	Vittorio Zadotti(ITA)	53.461	4	Julien Baziret	37.770	28	21	Stephan Polderman(EU/EE)	2:01.256	2:01.942	30	
29	10	William Mezzetti(EU/ITA)	30.107	38	Alessio Alcidi(ITA)	53.461	103	William Mezzetti(EU/ITA)	37.856	29	42	Mariano Alonso(EU)	2:01.270	2:01.507	24	
30	73	Sandro Cutini(ITA)	30.147	50	Juuso Panttila(EU/EE)	53.462	42	Mariano Alonso(EU)	37.886	30	51	Henrik Seibel(EE)	2:01.482	2:02.469	33	
31	38	Alessio Alcidi(ITA)	30.157	155	Gianalberto Coldani(ITA)	53.491	43	Damiano Puccetti(ITA)	37.991	31	73	Sandro Cutini(ITA)	2:01.583	2:01.834	28	
32	43	Damiano Puccetti(ITA)	30.209	51	Henrik Seibel(EE)	53.550	88	HORN(EU)	38.021	32	88	HORN(EU)	2:01.716	2:01.932	29	
33	53	DUE(ITA)	30.221	43	Damiano Puccetti(ITA)	53.641	53	DUE(ITA)	38.052	33	38	Alessio Alcidi(ITA)	2:01.722	2:02.697	34	
34	21	Stephan Polderman(EU/EE)	30.268	88	HORN(EU)	53.666	73	Sandro Cutini(ITA)	38.076	34	43	Damiano Puccetti(ITA)	2:01.841	2:02.127	31	
35	51	Henrik Seibel(EE)	30.297	62	Gabriel Alonso(EU)	53.971	38	Alessio Alcidi(ITA)	38.104	35	53	DUE(ITA)	2:02.277	2:02.874	35	
36	17	Daniele Pasquali(ITA)	30.425	53	DUE(ITA)	54.004	17	Daniele Pasquali(ITA)	38.454	36	62	Gabriel Alonso(EU)	2:02.922	2:03.376	36	
37	62	Gabriel Alonso(EU)	30.472	333	Lorenzo Baroni	54.192	62	Gabriel Alonso(EU)	38.479	37	17	Daniele Pasquali(ITA)	2:03.443	2:03.790	37	
38	17	Pietro Blumetti(ITA)	30.726	17	Daniele Pasquali(ITA)	54.564	333	Lorenzo Baroni	38.729	38	333	Lorenzo Baroni	2:03.777	2:04.113	38	
39	33	Lorenzo Baroni	30.856	177	Pietro Blumetti(ITA)	55.106	177	Pietro Blumetti(ITA)	38.841	39	177	Pietro Blumetti(ITA)	2:04.673	2:04.870	39	





Red Bull Ring
Clio Cup Series
Collective Test 2
Best 5 Lap Times

CLIO CUP

SERIES

Cls	N°	Driver	Nat	Team	Nat	Vehicle	Cat	Cls	Best 1		Best 2		Best 3		Best 4		Best 5	
									Time	Lap	Time	Lap	Time	Lap	Time	Lap	Time	Lap
1	12	Gabriele Torelli(ITA)	ITA	FARO RACING	ITA	Renault Clio Cup			1:59.828	4	1:59.896	7	2:00.062	11	2:00.180	10	2:00.220	8
2	5	Anthony Jurado(EU/EE)	FRA	MILAN COMPETITION	FRA	Renault Clio Cup			2:00.074	4	2:00.477	9	2:00.718	11	2:00.933	7	2:02.049	2
3	125	Jerzy Spinkiewicz(EU)	POL	UNIQ RACING	POL	Renault Clio Cup	C	1	2:00.097	7	2:00.284	2	2:00.529	3	2:00.547	11	2:02.273	12
4	2	Marc Guillot(EU/EE)	FRA	MILAN COMPETITION	FRA	Renault Clio Cup			2:00.181	8	2:00.344	9	2:00.459	7	2:00.749	2	2:00.755	3
5	101	Tomas Pekar(EU/EE)	CZE	CARPEK SERVICE	CZE	Renault Clio Cup			2:00.252	10	2:00.338	8	2:00.450	2	2:00.495	11	2:00.657	9
6	58	Chen Han Lin(EU/EE)	TWN	UNIQ RACING	POL	Renault Clio Cup	C	2	2:00.280	8	2:00.567	7	2:00.872	9	2:00.902	11	2:01.095	10
7	6	Cosimo Papi(ITA)	ITA	SCUDERIA COSTA OVEST	ITA	Renault Clio Cup	C	3	2:00.368	11	2:00.686	7	2:00.771	9	2:00.882	8	2:00.959	4
8	9	Andreas Stucki(EE)	CHE	STUCKI MOTORSPORT	CHE	Renault Clio Cup			2:00.498	10	2:00.779	4	2:00.813	7	2:01.019	12	2:01.507	3
9	107	Cristian Ricciarini(EU/ITA)	ITA	ESSECORSE	ITA	Renault Clio Cup	C	4	2:00.501	4	2:00.508	8	2:00.539	10	2:00.813	11	2:00.862	7
10	133	Gabor Tim	HUN	GM SPORT	FRA	Renault Clio Cup			2:00.569	7	2:00.754	9	2:00.836	12	2:00.884	8	2:01.529	2
11	69	Quinto Stefana(EU/ITA)	ITA	MILAN COMPETITION	FRA	Renault Clio Cup	GD	1	2:00.670	12	2:01.188	11	2:01.222	10	2:01.301	9	2:01.504	7
12	1	Nicolas Milan(EU)	FRA	MILAN COMPETITION	FRA	Renault Clio Cup			2:00.690	7	2:01.324	12	2:01.585	2	2:02.468	11	2:04.643	10
13	15	David Pouget(EU)	FRA	GPA RACING	FRA	Renault Clio Cup			2:00.693	3	2:00.727	7	2:00.831	10	2:00.869	12	2:01.058	2
14	44	Felice Jelmini(ITA)	ITA	PMA MOTORSPORT	ITA	Renault Clio Cup			2:00.765	3	2:00.830	7	2:01.102	4	2:01.188	9	2:01.400	11
15	93	Nico Abella(EU)	ESP	CHEFO SPORT	ESP	Renault Clio Cup	C	5	2:00.773	10	2:00.862	4	2:01.004	3	2:01.114	7	2:01.234	11
16	116	Giacomo Trebbi(ITA)	ITA	MC MOTORTECNICA	ITA	Renault Clio Cup	C	6	2:00.914	8	2:01.767	10	2:02.007	4	2:02.060	3	2:02.410	11
17	55	René Steenmetz(EU/EE)	NLD	CHEFO SPORT	ESP	Renault Clio Cup	GD	2	2:00.979	7	2:01.170	3	2:01.331	9	2:01.795	11	2:02.176	12
18	211	Nikola Miljkovic(EU)	SRB	TEMPO RACING TEAM	SRB	Renault Clio Cup	C	7	2:00.986	11	2:01.194	8	2:01.211	7	2:01.308	10	2:01.432	9
19	82	Jacopo Giuseppe Cimenesi(EU/ITA)	ITA	ESSECORSE	ITA	Renault Clio Cup	C	8	2:01.002	10	2:01.437	11	2:01.439	8	2:02.069	9	2:02.134	12
20	27	Vittorio Zadotti(ITA)	ITA	SCUDERIA COSTA OVEST	ITA	Renault Clio Cup	GD	3	2:01.068	4	2:01.152	8	2:01.604	3	2:02.015	9	2:02.377	2
21	99	Guillaume Maio(EU)	FRA	GM SPORT	FRA	Renault Clio Cup	C	9	2:01.296	7	2:01.401	8	2:01.698	4	2:03.106	3	2:05.528	2
22	4	Julien Baziret	FRA	VIC TEAM	FRA	Renault Clio Cup	C	10	2:01.329	11	2:01.479	3	2:01.838	9	2:01.903	2	2:01.922	8
23	50	Juuso Panttila(EU/EE)	FIN	CARPEK SERVICE	CZE	Renault Clio Cup	C	11	2:01.329	7	2:01.469	4	2:01.573	2	2:01.785	10	2:01.922	9
24	42	Mariano Alonso(EU)	ARG	GPA RACING	FRA	Renault Clio Cup	C	12	2:01.507	11	2:01.718	8	2:02.005	12	2:02.090	10	2:02.095	9
25	10	Giulio Bensi	ITA	PROGETTO E20 MOTORSPORT	ITA	Renault Clio Cup			2:01.683	9	2:01.685	8	2:01.807	7	2:02.194	3	2:03.798	4
26	155	Gianalberto Coldani(ITA)	ITA	MC MOTORTECNICA	ITA	Renault Clio Cup	C	13	2:01.700	10	2:01.865	4	2:02.093	9	2:02.934	7	2:03.260	3
27	223	Sandro Soubek(ITA)	AUT	MAIR RACING OSTTIROL	ITA	Renault Clio Cup			2:01.734	8	2:02.068	11	2:03.633	10	6:12.435	6		
28	73	Sandro Cutini(ITA)	ITA	PROTEAM RACE	ITA	Renault Clio Cup	C	14	2:01.834	8	2:02.406	4	2:02.789	7	2:02.846	9	2:03.466	11
29	88	HORN(EU)	FRA	GPA RACING	FRA	Renault Clio Cup	GD	4	2:01.932	10	2:02.308	12	2:02.408	8	2:02.805	7	2:03.056	3
30	21	Stephan Polderman (EU/EE)	NLD	CHEFO SPORT	ESP	Renault Clio Cup	GD	5	2:01.942	8	2:01.962	4	2:01.985	3	2:02.892	12	2:02.989	10
31	43	Damiano Puccetti(ITA)	ITA	PMA MOTORSPORT	ITA	Renault Clio Cup	C	15	2:02.127	10	2:02.622	9	2:02.659	3	2:02.663	8	2:03.042	7
32	103	William Mezzetti(EU/ITA)	ITA	PROGETTO E20 MOTORSPORT	ITA	Renault Clio Cup	C	16	2:02.139	6	2:02.150	11	2:02.560	8	3:07.539	12	9:14.139	5
33	51	Henrik Seibel(EE)	DEU	CARPEK SERVICE	CZE	Renault Clio Cup	C	17	2:02.469	10	2:02.985	12	2:03.023	2	2:03.375	9	2:03.620	11
34	38	Alessio Alcidì(ITA)	ITA	TUDER MOTORSPORT	ITA	Renault Clio Cup	C	18	2:02.697	11	2:02.930	8	2:03.460	7	2:03.726	4	2:04.069	3
35	53	DUE(ITA)	ITA	OREGON TEAM	ITA	Renault Clio Cup	GD	6	2:02.874	9	2:02.988	4	2:03.002	10	2:03.062	11	2:03.498	3
36	62	Gabriel Alonso(EU)	ARG	GPA RACING	FRA	Renault Clio Cup	GD	7	2:03.376	9	2:03.439	10	2:03.790	11	2:05.411	3	2:06.730	8
37	17	Daniele Pasquali(ITA)	ITA	TUDER MOTORSPORT	ITA	Renault Clio Cup	GD	8	2:03.790	9	2:04.140	7	2:04.864	8	2:06.837	11	2:07.043	3
38	333	Mancini - Baroni	ITA	PRESS LEAGUE by OREGON TEAM	ITA	Renault Clio Cup			2:04.113	8	2:04.785	10	2:05.175	12	2:06.393	4	2:06.613	9
39	177	Pietro Blumetti(ITA)	ITA	PMA MOTORSPORT	ITA	Renault Clio Cup	GD	9	2:04.870	9	2:05.982	7	2:06.006	8	2:06.395	11	2:06.691	3





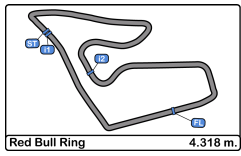
Red Bull Ring
Clio Cup Series
Collective Test 2
Best 5 Top Speeds

CLIO CUP

SERIES

Cls	N°	Driver	Nat	Team	Nat	Vehicle	Cat	Cls	Top 1		Top 2		Top 3		Top 4		Top 5		Avg
									Km/h	Lap	Km/h	Lap	Km/h	Lap	Km/h	Lap	Km/h	Lap	
1	73	Sandro Cutini(ITA)	ITA	PROTEAM RACE	ITA	Renault Clio Cup	C	1	177.6	5	174.7	11	174.1	2	173.3	8	173.3	9	174.6
2	15	David Pouget(EU)	FRA	GPA RACING	FRA	Renault Clio Cup			177.0	11	177.0	12	176.7	10	175.8	8	175.0	3	176.3
3	27	Vittorio Zadotti(ITA)	ITA	SCUDERIA COSTA OVEST	ITA	Renault Clio Cup	GD	1	176.7	11	173.3	4	173.0	3	172.8	2	172.8	7	173.7
4	5	Anthony Jurado(EU/EE)	FRA	MILAN COMPETITION	FRA	Renault Clio Cup			176.4	12	175.8	5	175.8	11	175.6	7	174.7	4	175.7
5	82	Jacopo Giuseppe Cimenesi(EU/ITA)	ITA	ESSECORSE	ITA	Renault Clio Cup	C	2	176.4	5	175.8	12	175.6	4	175.3	8	175.3	10	175.7
6	1	Nicolas Milan(EU)	FRA	MILAN COMPETITION	FRA	Renault Clio Cup			175.8	12	174.4	3	174.1	4	173.6	10	173.3	9	174.3
7	12	Gabriele Torelli(ITA)	ITA	FARO RACING	ITA	Renault Clio Cup			175.8	10	175.0	11	174.7	12	173.6	7	173.3	9	174.5
8	42	Mariano Alonso(EU)	ARG	GPA RACING	FRA	Renault Clio Cup	C	3	175.8	11	175.0	7	174.7	4	174.7	8	174.7	12	175.0
9	125	Jerzy Spinkiewicz(EU)	POL	UNIQU RACING	POL	Renault Clio Cup	C	4	175.8	11	175.0	12	174.4	7	173.9	4	173.6	3	174.5
10	107	Cristian Ricciarini(EU/ITA)	ITA	ESSECORSE	ITA	Renault Clio Cup	C	5	175.6	8	173.9	9	173.3	4	173.3	12	173.0	10	173.8
11	44	Felice Jelmini(ITA)	ITA	PMA MOTORSPORT	ITA	Renault Clio Cup			175.3	12	173.9	7	173.6	8	173.3	4	173.3	9	173.9
12	58	Chen Han Lin(EU/EE)	TWN	UNIQU RACING	POL	Renault Clio Cup	C	6	175.3	8	175.3	10	174.7	4	174.7	7	174.7	9	174.9
13	93	Nico Abella(EU)	ESP	CHEFO SPORT	ESP	Renault Clio Cup	C	7	175.3	9	174.7	10	174.4	3	174.4	12	173.0	4	174.4
14	155	Gianalberto Coldani(ITA)	ITA	MC MOTORTECNICA	ITA	Renault Clio Cup	C	8	175.3	11	175.0	4	174.4	10	173.9	9	172.2	7	174.2
15	223	Sandro Soubek(ITA)	AUT	MAIR RACING OSTTIROL	AUT	Renault Clio Cup			175.3	11	174.4	3	173.6	12	172.8	5	172.8	10	173.8
16	2	Marc Guillot(EU/EE)	FRA	MILAN COMPETITION	FRA	Renault Clio Cup			175.0	10	175.0	11	174.1	9	173.9	8	173.9	12	174.4
17	6	Cosimo Papi(ITA)	ITA	SCUDERIA COSTA OVEST	ITA	Renault Clio Cup	C	9	175.0	11	174.1	10	173.0	9	172.8	8	172.5	7	173.5
18	69	Quinto Stefana(EU/ITA)	ITA	MILAN COMPETITION	FRA	Renault Clio Cup	GD	2	175.0	11	173.3	12	173.0	9	172.8	5	172.8	10	173.4
19	133	Gabor Tim	HUN	GM SPORT	FRA	Renault Clio Cup			175.0	9	175.0	10	175.0	11	174.7	8	174.4	3	174.8
20	43	Damiano Puccetti(ITA)	ITA	PMA MOTORSPORT	ITA	Renault Clio Cup	C	10	174.7	12	173.3	11	173.0	2	172.5	3	171.9	8	173.1
21	101	Tomas Pekar(EU/EE)	CZE	CARPEK SERVICE	CZE	Renault Clio Cup			174.4	11	173.9	12	173.6	4	173.3	9	173.3	10	173.7
22	4	Julien Baziret	FRA	VICTEAM	FRA	Renault Clio Cup	C	11	173.9	11	173.6	3	173.6	4	173.6	8	173.6	12	173.6
23	21	Stephan Polderman	NLD	CHEFO SPORT	ESP	Renault Clio Cup	GD	3	173.9	4	173.3	9	173.0	11	171.4	3	171.4	8	172.6
24	38	Alessio Alcidi(ITA)	ITA	TUDER MOTORSPORT	ITA	Renault Clio Cup	C	12	173.9	10	173.9	12	173.3	11	172.2	9	171.1	7	172.9
25	103	William Mezzetti(EU/ITA)	ITA	PROGETTO E20 MOTORSPORT	ITA	Renault Clio Cup	C	13	173.9	11	173.6	8	173.0	6	172.5	10	171.9	3	173.0
26	50	Juuso Panttila(EU/EE)	FIN	CARPEK SERVICE	CZE	Renault Clio Cup	C	14	173.6	11	172.5	9	171.9	12	171.4	2	170.8	10	172.0
27	211	Nikola Mlijkovic(EU)	SRB	TEMPO RACING TEAM	SRB	Renault Clio Cup	C	15	173.6	4	173.0	8	172.8	5	172.8	12	172.5	7	172.9
28	55	René Steenmetz(EU/EE)	NLD	CHEFO SPORT	ESP	Renault Clio Cup	GD	4	173.3	9	172.8	7	172.8	11	171.9	3	171.9	12	172.5
29	9	Andreas Stucki(EE)	CHE	STUCKI MOTORSPORT	CHE	Renault Clio Cup			173.0	2	173.0	4	173.0	10	172.8	9	172.2	3	172.8
30	53	DUE(ITA)	ITA	OREGON TEAM	ITA	Renault Clio Cup	GD	5	173.0	9	171.9	2	171.9	3	171.9	5	171.9	10	172.1
31	88	HORN(EU)	FRA	GPA RACING	FRA	Renault Clio Cup	GD	6	173.0	10	172.8	4	172.2	8	171.9	11	171.7	7	172.3
32	116	Giacomo Trebbi(ITA)	ITA	MC MOTORTECNICA	ITA	Renault Clio Cup	C	16	173.0	9	172.2	10	171.7	11	171.7	12	170.6	8	171.8
33	51	Henrik Seibel(EE)	DEU	CARPEK SERVICE	CZE	Renault Clio Cup	C	17	172.5	12	171.9	11	171.4	3	171.4	10	171.1	9	171.7
34	99	Guillaume Maio(EU)	FRA	GM SPORT	FRA	Renault Clio Cup	C	18	172.5	4	172.2	12	171.7	9	171.4	8	171.4	10	171.8
35	10	Giulio Bensi	ITA	PROGETTO E20 MOTORSPORT	ITA	Renault Clio Cup			171.9	5	171.9	9	170.6	8	170.0	7	167.4	2	170.4
36	62	Gabriel Alonso(EU)	ARG	GPA RACING	FRA	Renault Clio Cup	GD	7	171.9	10	171.4	9	169.2	4	167.9	11	167.1	7	169.5
37	177	Pietro Blumetti(ITA)	ITA	PMA MOTORSPORT	ITA	Renault Clio Cup	GD	8	171.1	3	170.6	10	170.0	9	170.0	11	167.4	7	169.8
38	17	Daniele Pasquali(ITA)	ITA	TUDER MOTORSPORT	ITA	Renault Clio Cup	GD	9	170.3	11	168.7	7	165.1	9	164.1	2	161.9	3	166.0
39	333	Mancini - Baroni	ITA	PRESS LEAGUE by OREGON TEAM	ITA	Renault Clio Cup			169.0	10	168.4	13	168.2	11	167.4	9	167.4	12	168.1





Red Bull Ring
Clio Cup Series
Collective Test 2

CLIO CUP

SERIES

Fastest Laps Sequence

Lap	Time of Day	Session Time	N°	Driver	Nat	Team	Nat	Vehicle	Cat	Time	Km/h
2	12:53:28.607	4:28.607	211	Nikola Miljkovic(EU)		TEMPO RACING TEAM		Renault Clio Cup	C	2:03.365	126.0
2	12:53:29.862	4:29.862	6	Cosimo Papi(ITA)		SCUDERIA COSTA OVEST		Renault Clio Cup	C	2:01.939	127.4
2	12:53:32.705	4:32.705	15	David Pouget(EU)		GPA RACING		Renault Clio Cup		2:01.058	128.4
2	12:54:03.144	5:03.144	12	Gabriele Torelli(ITA)		FARO RACING		Renault Clio Cup		2:00.608	128.8
2	12:55:11.410	6:11.410	101	Tomas Pekar(EU/EE)		CARPEK SERVICE		Renault Clio Cup		2:00.450	129.0
2	12:55:13.248	6:13.248	125	Jerzy Spinkiewicz(EU)		UNIQ RACING		Renault Clio Cup	C	2:00.284	129.2
3	12:56:03.365	7:03.365	12	Gabriele Torelli(ITA)		FARO RACING		Renault Clio Cup		2:00.221	129.3
4	12:58:03.193	9:03.193	12	Gabriele Torelli(ITA)		FARO RACING		Renault Clio Cup		1:59.828	129.7





Red Bull Ring
Clio Cup Series
Collective Test 2

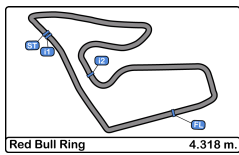
CLIO CUP

SERIES

Event Best Maximum Speed

N°	Driver	Nat	Team	Nat	Vehicle	Cat	Clas	Km/h	Session
5	Anthony Jurado(EU/EE)		MILAN COMPETITION		Renault Clio Cup			185.8	Collective Test 1
101	Tomas Pekar(EU/EE)		CARPEK SERVICE		Renault Clio Cup			183.0	Collective Test 1
6	Cosimo Papi(ITA)		SCUDERIA COSTA OVEST		Renault Clio Cup	C	1	182.4	Pre-Event Collective Test
1	Nicolas Milan(EU)		MILAN COMPETITION		Renault Clio Cup			182.4	Pre-Event Collective Test
107	Cristian Ricciarini(EU/ITA)		ESSECORSE		Renault Clio Cup	C	2	182.1	Pre-Event Collective Test
93	Nico Abella(EU)		CHEFO SPORT		Renault Clio Cup	C	3	182.1	Pre-Event Collective Test
2	Marc Guillot(EU/EE)		MILAN COMPETITION		Renault Clio Cup			182.1	Pre-Event Collective Test
211	Nikola Mijlkovic(EU)		TEMPO RACING TEAM		Renault Clio Cup	C	4	182.1	Collective Test 1
4	Julien Baziret		VIC TEAM		Renault Clio Cup	C	5	181.8	Pre-Event Collective Test
105	Alessandro Brigatti(ITA)		PROGETTO E20 MOTORSPORT		Renault Clio Cup			181.8	Pre-Event Collective Test
116	Giacomo Trebbi(ITA)		MC MOTORTECNICA		Renault Clio Cup	C	6	181.8	Pre-Event Collective Test
12	Gabriele Torelli(ITA)		FARO RACING		Renault Clio Cup			181.5	Pre-Event Collective Test
103	William Mezzetti(EU/ITA)		PROGETTO E20 MOTORSPORT		Renault Clio Cup	C	7	181.5	Pre-Event Collective Test
55	René Steenmetz(EU/EE)		CHEFO SPORT		Renault Clio Cup	GD	1	181.5	Collective Test 1
125	Jerzy Spinkiewicz(EU)		UNIQ RACING		Renault Clio Cup	C	8	181.5	Collective Test 1
133	Gabor Tim		GM SPORT		Renault Clio Cup			181.2	Pre-Event Collective Test
69	Quinto Stefana(EU/ITA)		MILAN COMPETITION		Renault Clio Cup	GD	2	180.9	Pre-Event Collective Test
73	Sandro Cutini(ITA)		PROTEAM RACE		Renault Clio Cup	C	9	180.9	Pre-Event Collective Test
38	Alessio Alcidì(ITA)		TUDER MOTORSPORT		Renault Clio Cup	C	10	180.9	Pre-Event Collective Test
44	Felice Jelmini(ITA)		PMA MOTORSPORT		Renault Clio Cup			180.9	Pre-Event Collective Test
223	Sandro Soubek(ITA)		MAIR RACING OSTTIROL		Renault Clio Cup			180.9	Pre-Event Collective Test
15	David Pouget(EU)		GPA RACING		Renault Clio Cup			180.9	Collective Test 1
21	Stephan Polderman		CHEFO SPORT		Renault Clio Cup	GD	3	180.6	Pre-Event Collective Test
27	Vittorio Zadotti(ITA)		SCUDERIA COSTA OVEST		Renault Clio Cup	GD	4	180.6	Pre-Event Collective Test
99	Guillaume Maio(EU)		GM SPORT		Renault Clio Cup	C	11	180.6	Pre-Event Collective Test
53	DUE(ITA)		OREGON TEAM		Renault Clio Cup	GD	5	180.3	Pre-Event Collective Test
62	Gabriel Alonso(EU)		GPA RACING		Renault Clio Cup	GD	6	180.3	Pre-Event Collective Test
155	Gianalberto Coldani(ITA)		MC MOTORTECNICA		Renault Clio Cup	C	12	180.3	Pre-Event Collective Test
58	Chen Han Lin(EU/EE)		UNIQ RACING		Renault Clio Cup	C	13	180.0	Pre-Event Collective Test
82	Jacopo Giuseppe Cimeresi(EU/ITA)		ESSECORSE		Renault Clio Cup	C	14	180.0	Pre-Event Collective Test
9	Andreas Stucki(EE)		STUCKI MOTORSPORT		Renault Clio Cup			179.7	Pre-Event Collective Test
10	Giulio Bensi		PROGETTO E20 MOTORSPORT		Renault Clio Cup			179.4	Pre-Event Collective Test
50	Juuso Panttila(EU/EE)		CARPEK SERVICE		Renault Clio Cup	C	15	179.4	Collective Test 1
43	Damiano Puccetti(ITA)		PMA MOTORSPORT		Renault Clio Cup	C	16	179.1	Pre-Event Collective Test
88	HORN(EU)		GPA RACING		Renault Clio Cup	GD	7	179.1	Pre-Event Collective Test
42	Mariano Alonso(EU)		GPA RACING		Renault Clio Cup	C	17	179.1	Collective Test 1
17	Daniele Pasquali(ITA)		TUDER MOTORSPORT		Renault Clio Cup	GD	8	177.6	Pre-Event Collective Test
51	Henrik Seibel(EE)		CARPEK SERVICE		Renault Clio Cup	C	18	176.1	Collective Test 1
177	Pietro Blumetti(ITA)		PMA MOTORSPORT		Renault Clio Cup	GD	9	175.8	Collective Test 1
333	Mancini - Baroni		PRESS LEAGUE by OREGON TEAM		Renault Clio Cup			174.4	Collective Test 1





Red Bull Ring
Clio Cup Series
Collective Test 2
Pit Stop Analysis

CLIO CUP

SERIES

1 Nicolas Milan(EU) Renault Clio Cup
MILAN COMPETITION

N°	In Day Time	In Time	Out Time	Pit Time	T. Pit Time	Handicap	Penalty
1	13:02:16.422	13:02:16.422	13:05:30.775	3:14.353	3:14.353		

2 Marc Guillot(EU/EE) Renault Clio Cup
MILAN COMPETITION

N°	In Day Time	In Time	Out Time	Pit Time	T. Pit Time	Handicap	Penalty
1	13:02:06.247	13:02:06.247	13:05:34.906	3:28.659	3:28.659		

4 Julien Baziret Renault Clio Cup
C VICTEAM

N°	In Day Time	In Time	Out Time	Pit Time	T. Pit Time	Handicap	Penalty
1	13:01:14.365	13:01:14.365	13:06:19.115	5:04.750	5:04.750		

5 Anthony Jurado(EU/EE) Renault Clio Cup
MILAN COMPETITION

N°	In Day Time	In Time	Out Time	Pit Time	T. Pit Time	Handicap	Penalty
1	13:00:42.004	13:00:42.004	13:05:36.516	4:54.512	4:54.512		

6 Cosimo Papi(ITA) Renault Clio Cup
C SCUDERIA COSTA OVEST

N°	In Day Time	In Time	Out Time	Pit Time	T. Pit Time	Handicap	Penalty
1	13:00:05.490	13:00:05.490	13:05:15.211	5:09.721	5:09.721		

9 Andreas Stucki(EE) Renault Clio Cup
STUCKI MOTORSPORT

N°	In Day Time	In Time	Out Time	Pit Time	T. Pit Time	Handicap	Penalty
1	13:01:00.927	13:01:00.927	13:05:46.509	4:45.582	4:45.582		

10 Giulio Bensi Renault Clio Cup
PROGETTO E20 MOTORSPORT

N°	In Day Time	In Time	Out Time	Pit Time	T. Pit Time	Handicap	Penalty
1	13:01:17.050	13:01:17.050	13:06:01.832	4:44.782	4:44.782		

12 Gabriele Torelli(ITA) Renault Clio Cup
FARO RACING

N°	In Day Time	In Time	Out Time	Pit Time	T. Pit Time	Handicap	Penalty
1	13:00:39.540	13:00:39.540	13:05:32.279	4:52.739	4:52.739		

15 David Pouget(EU) Renault Clio Cup
GPA RACING

N°	In Day Time	In Time	Out Time	Pit Time	T. Pit Time	Handicap	Penalty
1	12:59:48.480	12:59:48.480	13:05:21.185	5:32.705	5:32.705		

17 Daniele Pasquali(ITA) Renault Clio Cup
GD TUDER MOTORSPORT

N°	In Day Time	In Time	Out Time	Pit Time	T. Pit Time	Handicap	Penalty
1	13:01:23.958	13:01:23.958	13:05:59.380	4:35.422	4:35.422		

21 Stephan Polderman (EU/EE) Renault Clio Cup
GD CHEFO SPORT

N°	In Day Time	In Time	Out Time	Pit Time	T. Pit Time	Handicap	Penalty
1	13:00:37.830	13:00:37.830	13:05:40.979	5:03.149	5:03.149		

27 Vittorio Zadotti(ITA) Renault Clio Cup
GD SCUDERIA COSTA OVEST

N°	In Day Time	In Time	Out Time	Pit Time	T. Pit Time	Handicap	Penalty
1	13:00:10.906	13:00:10.906	13:05:16.642	5:05.736	5:05.736		

38 Alessio Alcidi(ITA) Renault Clio Cup
C TUDER MOTORSPORT

N°	In Day Time	In Time	Out Time	Pit Time	T. Pit Time	Handicap	Penalty
1	13:01:12.535	13:01:12.535	13:05:56.558	4:44.023	4:44.023		

42 Mariano Alonso(EU) Renault Clio Cup
C GPA RACING

N°	In Day Time	In Time	Out Time	Pit Time	T. Pit Time	Handicap	Penalty
1	13:00:20.569	13:00:20.569	13:05:22.071	5:01.502	5:01.502		

43 Damiano Puccetti(ITA) Renault Clio Cup
C PMA MOTORSPORT

N°	In Day Time	In Time	Out Time	Pit Time	T. Pit Time	Handicap	Penalty
1	13:01:22.058	13:01:22.058	13:05:52.271	4:30.213	4:30.213		

44 Felice Jelmini(ITA) Renault Clio Cup
PMA MOTORSPORT

N°	In Day Time	In Time	Out Time	Pit Time	T. Pit Time	Handicap	Penalty
1	13:01:10.728	13:01:10.728	13:05:44.729	4:34.001	4:34.001		

50 Juuso Panttila(EU/EE) Renault Clio Cup
C CARPEK SERVICE

N°	In Day Time	In Time	Out Time	Pit Time	T. Pit Time	Handicap	Penalty
1	13:00:53.132	13:00:53.132	13:05:48.026	4:54.894	4:54.894		

51 Henrik Seibel(EE) Renault Clio Cup
C CARPEK SERVICE

N°	In Day Time	In Time	Out Time	Pit Time	T. Pit Time	Handicap	Penalty
1	13:01:02.633	13:01:02.633	13:05:54.942	4:52.309	4:52.309		

53 DUE(ITA) Renault Clio Cup
GD OREGON TEAM

N°	In Day Time	In Time	Out Time	Pit Time	T. Pit Time	Handicap	Penalty
1	13:04:17.799	13:04:17.799	13:05:24.035	1:06.236	1:06.236		

55 René Steenmetz(EU/EE) Renault Clio Cup
GD CHEFO SPORT

N°	In Day Time	In Time	Out Time	Pit Time	T. Pit Time	Handicap	Penalty
1	13:00:31.321	13:00:31.321	13:05:39.506	5:08.185	5:08.185		

58 Chen Han Lin(EU/EE) Renault Clio Cup
C UNIQU RACING

N°	In Day Time	In Time	Out Time	Pit Time	T. Pit Time	Handicap	Penalty
1	13:02:28.004	13:02:28.004	13:06:27.119	3:59.115	3:59.115		

62 Gabriel Alonso(EU) Renault Clio Cup
GD GPA RACING

N°	In Day Time	In Time	Out Time	Pit Time	T. Pit Time	Handicap	Penalty
1	13:00:45.770	13:00:45.770	13:05:26.797	4:41.027	4:41.027		

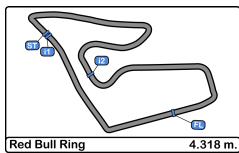
69 Quinto Stefana(EU/ITA) Renault Clio Cup
GD MILAN COMPETITION

N°	In Day Time	In Time	Out Time	Pit Time	T. Pit Time	Handicap	Penalty
1	13:00:57.357	13:00:57.357	13:05:37.955	4:40.598	4:40.598		

73 Sandro Cutini(ITA) Renault Clio Cup
C PROTEAM RACE

N°	In Day Time	In Time	Out Time	Pit Time	T. Pit Time	Handicap	Penalty
1	13:00:23.221	13:00:23.221	13:05:13.418	4:50.197	4:50.197		





Red Bull Ring
Clio Cup Series
Collective Test 2
Pit Stop Analysis

CLIO CUP

SERIES

82 Jacopo Giuseppe Cimenas (EU/ITA) Renault Clio Cup
 C ESSECORSE

N°	In Day Time	In Time	Out Time	Pit Time	T. Pit Time	Handicap	Penalty
1	13:00:14.985	13:00:14.985	13:05:27.806	5:12.821	5:12.821		

88 HORN(EU) Renault Clio Cup
 GD GPA RACING

N°	In Day Time	In Time	Out Time	Pit Time	T. Pit Time	Handicap	Penalty
1	13:00:28.929	13:00:28.929	13:05:22.995	4:54.066	4:54.066		

93 Nico Abella(EU) Renault Clio Cup
 C CHEFO SPORT

N°	In Day Time	In Time	Out Time	Pit Time	T. Pit Time	Handicap	Penalty
1	13:02:09.603	13:02:09.603	13:05:43.918	3:34.315	3:34.315		

99 Guillaume Maio(EU) Renault Clio Cup
 C GM SPORT

N°	In Day Time	In Time	Out Time	Pit Time	T. Pit Time	Handicap	Penalty
1	13:00:26.335	13:00:26.335	13:06:35.244	6:08.909	6:08.909		

101 Tomas Pekar(EU/EE) Renault Clio Cup
 CARPEK SERVICE

N°	In Day Time	In Time	Out Time	Pit Time	T. Pit Time	Handicap	Penalty
1	13:02:21.172	13:02:21.172	13:06:30.402	4:09.230	4:09.230		

103 William Mezzetti(EU/ITA) Renault Clio Cup
 C PROGETTO E20 MOTORSPORT

N°	In Day Time	In Time	Out Time	Pit Time	T. Pit Time	Handicap	Penalty
1	12:59:03.642	12:59:03.642	13:06:00.649	6:57.007	6:57.007		

107 Cristian Ricciarini(EU/ITA) Renault Clio Cup
 C ESSECORSE

N°	In Day Time	In Time	Out Time	Pit Time	T. Pit Time	Handicap	Penalty
1	13:00:03.347	13:00:03.347	13:05:25.445	5:22.098	5:22.098		

116 Giacomo Trebbi(ITA) Renault Clio Cup
 C MC MOTORTECNICA

N°	In Day Time	In Time	Out Time	Pit Time	T. Pit Time	Handicap	Penalty
1	13:00:07.841	13:00:07.841	13:05:17.599	5:09.758	5:09.758		

125 Jerzy Spinkiewicz(EU) Renault Clio Cup
 C UNIQ RACING

N°	In Day Time	In Time	Out Time	Pit Time	T. Pit Time	Handicap	Penalty
1	13:02:19.194	13:02:19.194	13:06:25.062	4:05.868	4:05.868		

133 Gabor Tim Renault Clio Cup
 GM SPORT

N°	In Day Time	In Time	Out Time	Pit Time	T. Pit Time	Handicap	Penalty
1	13:00:48.347	13:00:48.347	13:05:33.591	4:45.244	4:45.244		

155 Gianalberto Coldani(ITA) Renault Clio Cup
 C MC MOTORTECNICA

N°	In Day Time	In Time	Out Time	Pit Time	T. Pit Time	Handicap	Penalty
1	13:00:12.894	13:00:12.894	13:05:18.924	5:06.030	5:06.030		

177 Pietro Blumetti(ITA) Renault Clio Cup
 GD PMA MOTORSPORT

N°	In Day Time	In Time	Out Time	Pit Time	T. Pit Time	Handicap	Penalty
1	13:01:20.160	13:01:20.160	13:05:53.507	4:33.347	4:33.347		

211 Nikola Miljkovic(EU) Renault Clio Cup
 C TEMPO RACING TEAM

N°	In Day Time	In Time	Out Time	Pit Time	T. Pit Time	Handicap	Penalty
1	12:59:59.484	12:59:59.484	13:05:12.078	5:12.594	5:12.594		

223 Sandro Soubek(ITA) Renault Clio Cup
 MAIR RACING OSTTIROL

N°	In Day Time	In Time	Out Time	Pit Time	T. Pit Time	Handicap	Penalty
1	13:00:51.408	13:00:51.408	13:05:09.641	4:18.233	4:18.233		

333 Mancini - Baroni Renault Clio Cup
 PRESS LEAGUE by OREGON TEAM

N°	In Day Time	In Time	Out Time	Pit Time	T. Pit Time	Handicap	Penalty
1	13:01:07.616	13:01:07.616	13:06:05.365	4:57.749	4:57.749		

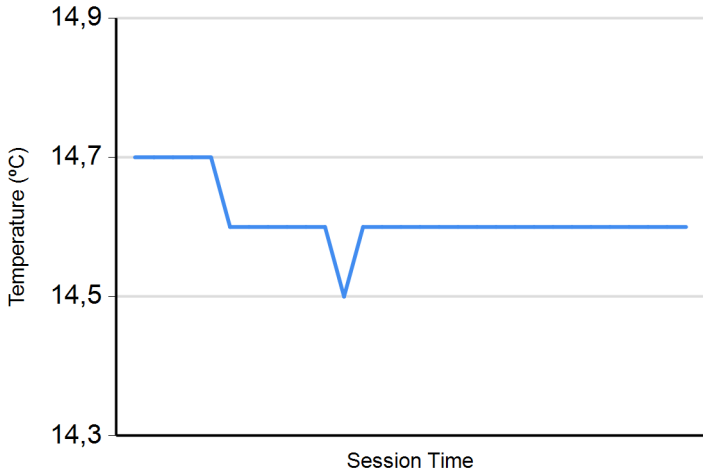




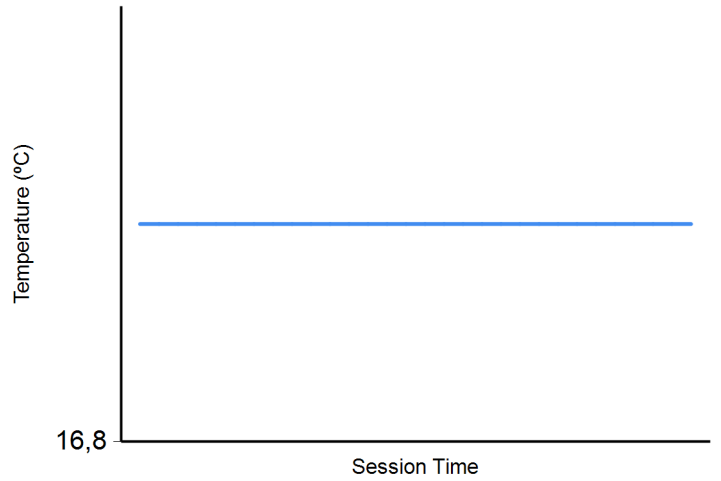
Red Bull Ring
 Clio Cup Series
 Collective Test 2
 Weather Report

CLIO CUP SERIES

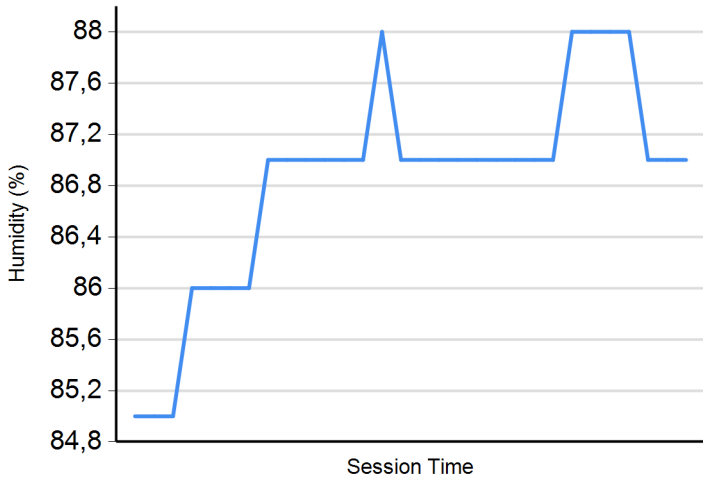
Air Temperature



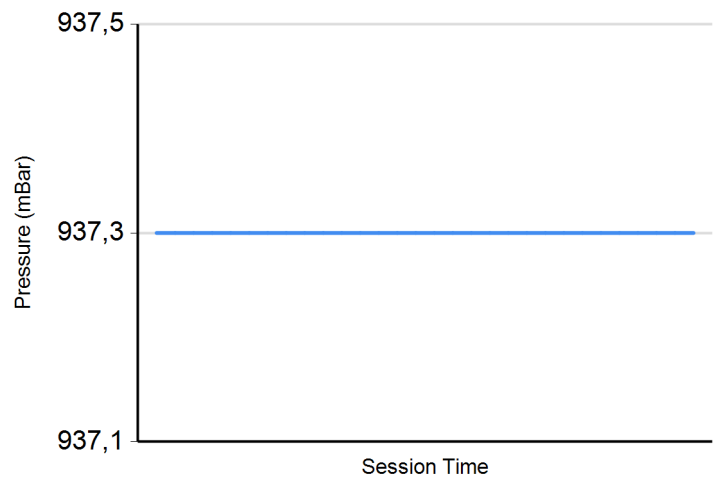
Track Temperature



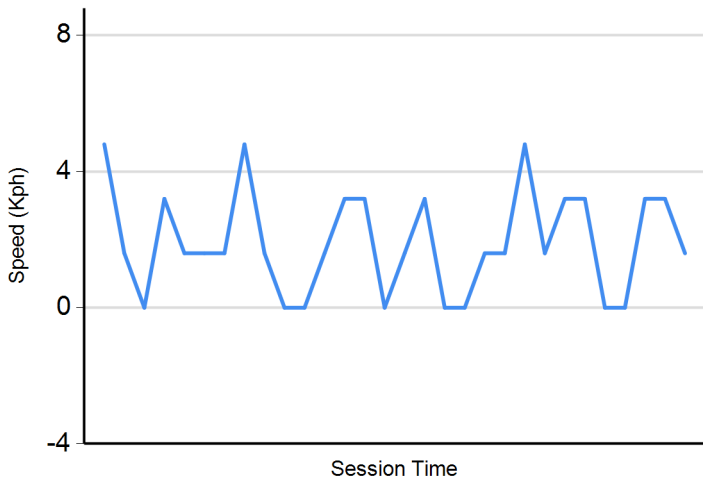
Humidity



Pressure

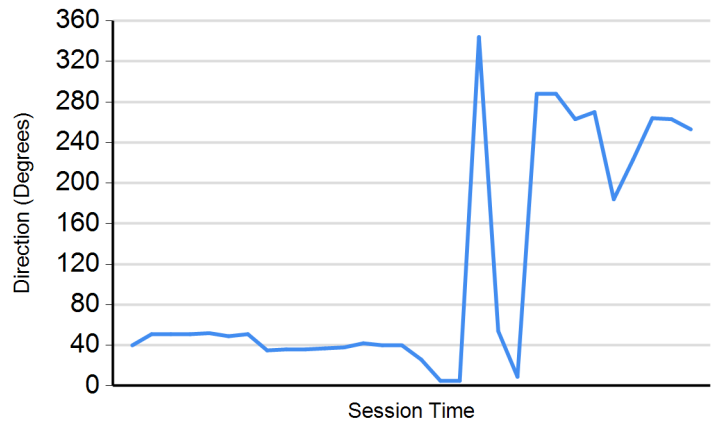


Wind Speed



Wind direction

North = 0°/360° Est = 90° South = 180° West = 270°





Red Bull Ring
Clio Cup Series
Collective Test 1 - 2
Combined Results


Cls	Nº	Driver	Nat	Team	Nat	Vehicle	Cat	Clas	Laps	CT1	CT2	Best	Gap	Interval	Km/h		
1	12	Jerzy Spinkiewicz(EU)	POL	UNIQ RACING	POL	Renault Clio Cup	C	1	26	1:53.713	12	2:00.097	7	1:53.713	136.7		
2	10	Tomas Pekar(EU/EE)	CZE	CARPEK SERVICE	CZE	Renault Clio Cup			26	1:53.770	12	2:00.252	10	1:53.770	0.057	0.057	136.6
3	21	Nikola Mijlkovic(EU)	SRB	TEMPO RACING TEAM	SRB	Renault Clio Cup	C	2	29	1:53.778	15	2:00.986	11	1:53.778	0.065	0.008	136.6
4	44	Felice Jelmini(ITA)	ITA	PMA MOTORSPORT	ITA	Renault Clio Cup			29	1:53.919	15	2:00.765	3	1:53.919	0.206	0.141	136.4
5	13	Gabor Tim	HUN	GM SPORT	FRA	Renault Clio Cup			28	1:54.090	14	2:00.569	7	1:54.090	0.377	0.171	136.2
6	6	Cosimo Papi(ITA)	ITA	SCUDERIA COSTA OVEST	ITA	Renault Clio Cup	C	3	27	1:54.250	13	2:00.368	11	1:54.250	0.537	0.160	136.0
7	5	Anthony Jurado(EU/EE)	FRA	MILAN COMPETITION	FRA	Renault Clio Cup			27	1:54.701	11	2:00.074	4	1:54.701	0.988	0.451	135.5
8	10	Cristian Rlociarini(EU/ITA)	ITA	ESSECORSE	ITA	Renault Clio Cup	C	4	28	1:55.112	14	2:00.501	4	1:55.112	1.399	0.411	135.0
9	69	Quinto Stefana(EU/ITA)	ITA	MILAN COMPETITION	FRA	Renault Clio Cup	GD	1	28	1:55.761	14	2:00.670	12	1:55.761	2.048	0.649	134.2
10	55		NLD	CHEFO SPORT	ESP	Renault Clio Cup	GD	2	28	1:55.776	13	2:00.979	7	1:55.776	2.063	0.015	134.2
11	58	Chen Han Lin(EU/EE)	TWN	UNIQ RACING	POL	Renault Clio Cup	C	5	26	1:55.794	12	2:00.280	8	1:55.794	2.081	0.018	134.2
12	4	Julien Baziret	FRA	VIC TEAM	FRA	Renault Clio Cup	C	6	27	1:56.089	12	2:01.329	11	1:56.089	2.376	0.295	133.9
13	99	Guillaume Maio(EU)	FRA	GM SPORT	FRA	Renault Clio Cup	C	7	27	1:56.610	13	2:01.296	7	1:56.610	2.897	0.521	133.3
14	21	Stephan Polderman(EU/EE)	NLD	CHEFO SPORT	ESP	Renault Clio Cup	GD	3	28	1:56.653	14	2:01.942	8	1:56.653	2.940	0.043	133.2
15	27	Vittorio Zadotti(ITA)	ITA	SCUDERIA COSTA OVEST	ITA	Renault Clio Cup	GD	4	27	1:56.812	13	2:01.068	4	1:56.812	3.099	0.159	133.0
16	11	Giacomo Trebbi(ITA)	ITA	MC MOTORTECNICA	ITA	Renault Clio Cup	C	8	28	1:57.009	14	2:00.914	8	1:57.009	3.296	0.197	132.8
17	12	Gabriele Torelli(ITA)	ITA	FARO RACING	ITA	Renault Clio Cup			27	1:57.035	13	1:59.828	4	1:57.035	3.322	0.026	132.8
18	2	Marc Guillot(EU/EE)	FRA	MILAN COMPETITION	FRA	Renault Clio Cup			29	1:57.143	15	2:00.181	8	1:57.143	3.430	0.108	132.6
19	1	Nicolas Milan(EU)	FRA	MILAN COMPETITION	FRA	Renault Clio Cup			29	1:57.145	15	2:00.690	7	1:57.145	3.432	0.002	132.6
20	93	Nico Abella(EU)	ESP	CHEFO SPORT	ESP	Renault Clio Cup	C	9	27	1:57.219	13	2:00.773	10	1:57.219	3.506	0.074	132.6
21	15	David Pouget(EU)	FRA	GPA RACING	FRA	Renault Clio Cup			28	1:57.420	13	2:00.693	3	1:57.420	3.707	0.201	132.3
22	22	Sandro Soubek(ITA)	AUT	MAIR RACING OSTTIROL	AUT	Renault Clio Cup			25	1:57.564	10	2:01.734	8	1:57.564	3.851	0.144	132.2
23	38	Alessio Alcidi(ITA)	ITA	TUDER MOTORSPORT	ITA	Renault Clio Cup	C	10	26	1:57.793	12	2:02.697	11	1:57.793	4.080	0.229	131.9
24	15	Gianalberto Coldani(ITA)	ITA	MC MOTORTECNICA	ITA	Renault Clio Cup	C	11	27	1:58.180	14	2:01.700	10	1:58.180	4.467	0.387	131.5
25	50	Juuso Panttila(EU/EE)	FIN	CARPEK SERVICE	CZE	Renault Clio Cup	C	12	26	1:58.344	12	2:01.329	7	1:58.344	4.631	0.164	131.3
26	88	HORN(EU)	FRA	GPA RACING	FRA	Renault Clio Cup	GD	5	28	1:58.644	14	2:01.932	10	1:58.644	4.931	0.300	131.0
27	42	Mariano Alonso(EU)	ARG	GPA RACING	FRA	Renault Clio Cup	C	13	28	1:58.700	13	2:01.507	11	1:58.700	4.987	0.056	130.9
28	82	Jacopo Giuseppe Cimenesi(EU/ITA)	ITA	ESSECORSE	ITA	Renault Clio Cup	C	14	29	1:58.723	15	2:01.002	10	1:58.723	5.010	0.023	130.9
29	51	Henrik Seibel(EE)	DEU	CARPEK SERVICE	CZE	Renault Clio Cup	C	15	28	1:58.792	13	2:02.469	10	1:58.792	5.079	0.069	130.8
30	17	Daniele Pasquali(ITA)	ITA	TUDER MOTORSPORT	ITA	Renault Clio Cup	GD	6	27	1:58.952	12	2:03.790	9	1:58.952	5.239	0.160	130.6
31	73	Sandro Cutini(ITA)	ITA	PROTEAM RACE	ITA	Renault Clio Cup	C	16	26	1:59.090	13	2:01.834	8	1:59.090	5.377	0.138	130.5
32	53	DUE(ITA)	ITA	OREGON TEAM	ITA	Renault Clio Cup	GD	7	27	1:59.364	13	2:02.874	9	1:59.364	5.651	0.274	130.2
33	10	Alessandro Brigatti(ITA)	ITA	PROGETTO E20 MOTORSPORT	ITA	Renault Clio Cup			8	1:59.623	4			1:59.623	5.910	0.259	129.9
34	9	Andreas Stucki(EE)	CHE	STUCKI MOTORSPORT	CHE	Renault Clio Cup			21	1:59.770	5	2:00.498	10	1:59.770	6.057	0.147	129.7
35	43	Damiano Puccetti(ITA)	ITA	PMA MOTORSPORT	ITA	Renault Clio Cup	C	17	24	1:59.938	8	2:02.127	10	1:59.938	6.225	0.168	129.6
36	62	Gabriel Alonso(EU)	ARG	GPA RACING	FRA	Renault Clio Cup	GD	8	27	1:59.952	13	2:03.376	9	1:59.952	6.239	0.014	129.5
37	17	Pietro Blumetti(ITA)	ITA	PMA MOTORSPORT	ITA	Renault Clio Cup	GD	9	28	2:00.604	13	2:04.870	9	2:00.604	6.891	0.652	128.8
38	33	Mancini - Baroni	ITA	PRESS LEAGUE by OREGON TEAM	ITA	Renault Clio Cup			28	2:01.181	12	2:04.113	8	2:01.181	7.468	0.577	128.2
39	10	William Mezzetti(EU/ITA)	ITA	PROGETTO E20 MOTORSPORT	ITA	Renault Clio Cup	C	18	18	2:01.623	2	2:02.139	6	2:01.623	7.910	0.442	127.8
40	10	Giulio Bensi	ITA	PROGETTO E20 MOTORSPORT	ITA	Renault Clio Cup			13			2:01.683	9	2:01.683	7.970	0.060	127.7

*** PENALIZACIONES**

CARS #1- #5- #42- #51- #55- #69- #99- #101- #103- #105- #107- #133- #211 SOME LAP TIMES DELETED DUE TO TRACK LIMITS

CARS #1- #2- #6- #9- #10- #15- #17- #38- #43- #51- #53- #55- #62- #69- #73- #88- #93- #99- #101- #103- #106- #115- #116- #125- #133- #155- #223 SOME LAP TIMES

Published at:.....

Stewards:	Race Director:	Timekeeper:  JOB/I-0030-ESP
------------------	-----------------------	---

