

**Red Bull Ring**  
**Clio Cup Series**  
**Pre-Event Collective Test 2**  
**Provisional Results**

# CLIO CUP

## SERIES

Clas	Nº	Driver	Nat	Cat	Clas	Team	Nat	Class	Clas	Laps	Best	Time	Gap	Interval	Km/h
1	12	Gabriele Torelli	ITA			Rangoni Corse	ITA	EUR & MID	1	11	6	1:49.885			141.7
2	125	Jerzy Spinkiewicz	POL			UNIQ Racing	POL	EUR & ITA	1	14	7	1:50.026	0.141	0.141	141.5
3	107	Cristian Ricciarini	ITA			ESSECORSE	ITA	EUR & ITA	2	11	8	1:50.071	0.186	0.045	141.4
4	15	David Pouget	FRA			GPA Racing	FRA	EUR & FRA	1	14	13	1:50.149	0.264	0.078	141.3
5	82	Jacopo Giuseppe Cimenos	ITA	CHA	1	ESSECORSE	ITA	EUR & ITA	3	13	10	1:50.181	0.296	0.032	141.3
6	105	Alessandro Brigatti	ITA	CHA	2	PROGETTO E20	ITA	ITA	1	12	11	1:50.358	0.473	0.177	141.1
7	5	Nicolas Milan	FRA			Milan Competition	FRA	EUR & FRA	2	14	9	1:50.543	0.658	0.185	140.8
8	43	Damiano Puccetti	ITA	CHA	3	Rangoni Corse	ITA	EUR & MID	2	11	9	1:50.568	0.683	0.025	140.8
9	4	Julien Baziret	FRA	CHA	4	Baziret Sport	FRA	EUR & MID	3	14	11	1:50.676	0.791	0.108	140.7
10	1	Anthony Jurado	FRA			Milan Competition	FRA	EUR & MID	4	14	7	1:50.720	0.835	0.044	140.6
11	116	Giacomo Trebbi	ITA	CHA	5	MC Motorertecnica	ITA	ITA	2	14	13	1:50.721	0.836	0.001	140.6
12	27	Federico Danova	ITA	CHA	6	ESSECORSE	ITA	ITA	3	9	3	1:50.836	0.951	0.115	140.5
13	113	Adrian Schimpf	ESP	CHA	7	AST Competition	ESP	EUR & ESP	1	11	7	1:50.886	1.001	0.050	140.4
14	211	Nikola Miljkovic	SRB	CHA	8	Tempo Racing Team	SRB	EUR & MID	5	13	10	1:50.889	1.004	0.003	140.4
15	91	Luca Franca	ITA	RAC	1	MC Motorertecnica	ITA	EUR & ITA	4	14	12	1:50.961	1.076	0.072	140.3
16	60	Leonardo Arduini	ITA	CHA	9	MC Motorertecnica	ITA	EUR & ITA	5	14	13	1:51.058	1.173	0.097	140.2
17	21	Stephan Polderman	NLD	RAC	2	AST Competition	ESP	EUR & MID	6	12	7	1:51.059	1.174	0.001	140.2
18	109	Francesco Savoia	ITA	CHA	10	PROGETTO E20	ITA	ITA	4	14	10	1:51.062	1.177	0.003	140.2
19	199	Alejandro Schimpf	ESP	CHA	11	AST Competition	ESP	EUR & ESP	2	11	8	1:51.092	1.207	0.030	140.1
20	19	Gianalberto Coldani	ITA	CHA	12	MC Motorertecnica	ITA	ITA	5	14	11	1:51.139	1.254	0.047	140.1
21	95	Adam Sascha	ITA	CHA	13	SEVENHILLS	ITA	ITA	6	13	9	1:51.235	1.350	0.096	140.0
22	16	Lionel Viguier	FRA	RAC	3	T2CM	FRA	EUR & FRA	3	14	9	1:51.297	1.412	0.062	139.9
23	30	Alex Lancellotti	ITA	RAC	4	Faro Racing	ITA	EUR & ITA	6	14	13	1:51.307	1.422	0.010	139.9
24	55	René Steemetz	NLD	RAC	5	AST Competition	ESP	EUR & MID	7	13	8	1:51.343	1.458	0.036	139.8
25	9	Andreas Stucki	CHE			Stucki Motorsport	CHE	MID	1	13	9	1:51.379	1.494	0.036	139.8
26	122	Ludovico Longoni	ITA	CHA	14	MC Motorertecnica	ITA	EUR & ITA	7	14	10	1:51.407	1.522	0.028	139.7
27	69	Quinto Stefana	ITA	RAC	6	Milan Competition	FRA	EUR	1	14	9	1:51.410	1.525	0.003	139.7
28	99	Guillaume Maio	FRA	CHA	15	GM Sport	FRA	EUR & MID	8	12	10	1:51.419	1.534	0.009	139.7
29	38	Alessio Alcidi	ITA	CHA	16	Tuder Motorsport	ITA	ITA	7	12	9	1:51.767	1.882	0.348	139.3
30	84	Mattia Lancellotti	ITA	CHA	17	Faro Racing	ITA	EUR & ITA	8	13	12	1:51.823	1.938	0.056	139.2
31	53	Due	ITA	RAC	7	Oregon Team	ITA	ITA	8	14	13	1:51.903	2.018	0.080	139.1
32	103	Francesco Miotto	ITA	CHA	18	PROGETTO E20	ITA	ITA	9	13	9	1:51.970	2.085	0.067	139.0
33	39	Alessandro Alcidi	ITA	RAC	8	Tuder Motorsport	ITA	ITA	10	12	11	1:51.990	2.105	0.020	139.0
34	73	Sandro Cutini	ITA	RAC	9	Faro Racing	ITA	ITA	11	14	11	1:52.227	2.342	0.237	138.7
35	3	Daniel Nyffeler	CHE	CHA	19	Stucki Motorsport	CHE	MID	2	13	9	1:52.404	2.519	0.177	138.5
36	121	Davide Gaggianesi	ITA	RAC	10	Faro Racing	ITA	ITA	12	13	12	1:52.412	2.527	0.008	138.5
37	118	Francesco Pagano	ITA	CHA	20	Costa Ovest	ITA	ITA	13	5	5	1:52.654	2.769	0.242	138.2
38	17	Daniele Pasquali	ITA	RAC	11	Tuder Motorsport	ITA	EUR & ITA	9	11	6	1:54.364	4.479	1.710	136.1
39	14	Udo Brunner	DEU	RAC	12	LCB Racing	DEU	EUR	2	12	11	2:00.302	10.417	5.938	129.4

Published at:.....

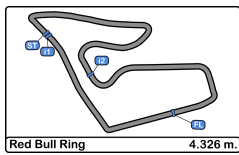
Track Temp: **38.1 °C** Air Temp: **25.1 °C** Humidity: **38 %** Track Status: **DRY**

Race Director:

Timekeeper:

  
 Luis Garcia  
 JOB-1605-ESP/M





**Red Bull Ring**  
**Clio Cup Series**  
**Pre-Event Collective Test 2**  
**Provisional Results by Category**

# CLIO CUP

## SERIES

RAC														
Clas	Nº	Driver	Nat	Cat	Clas	Team	Nat	Group	Laps	Best	Time	Gap	Interval	Km/h
1	91	Luca Franca	ITA	RAC	1	MC Motorcnica	ITA	EUR & ITA	14	12	1:50.961			140.3
2	21	Stephan Polderman	NLD	RAC	2	AST Competition	ESP	EUR & MID	12	7	1:51.059	0.098	0.098	140.2
3	16	Lionel Viguier	FRA	RAC	3	T2CM	FRA	EUR & FRA	14	9	1:51.297	0.336	0.238	139.9
4	30	Alex Lancellotti	ITA	RAC	4	Faro Racing	ITA	EUR & ITA	14	13	1:51.307	0.346	0.010	139.9
5	55	René Steemetz	NLD	RAC	5	AST Competition	ESP	EUR & MID	13	8	1:51.343	0.382	0.036	139.8
6	69	Quinto Stefana	ITA	RAC	6	Milan Competition	FRA	EUR	14	9	1:51.410	0.449	0.067	139.7
7	53	Due	ITA	RAC	7	Oregon Team	ITA	ITA	14	13	1:51.903	0.942	0.493	139.1
8	39	Alessandro Alcidi	ITA	RAC	8	Tuder Motorsport	ITA	ITA	12	11	1:51.990	1.029	0.087	139.0
9	73	Sandro Cutini	ITA	RAC	9	Faro Racing	ITA	ITA	14	11	1:52.227	1.266	0.237	138.7
10	121	Davide Gaggianesi	ITA	RAC	10	Faro Racing	ITA	ITA	13	12	1:52.412	1.451	0.185	138.5
11	17	Daniele Pasquali	ITA	RAC	11	Tuder Motorsport	ITA	EUR & ITA	11	6	1:54.364	3.403	1.952	136.1
12	14	Udo Brunner	DEU	RAC	12	LCB Racing	DEU	EUR	12	11	2:00.302	9.341	5.938	129.4

CHA														
Clas	Nº	Driver	Nat	Cat	Clas	Team	Nat	Group	Laps	Best	Time	Gap	Interval	Km/h
1	82	Jacopo Giuseppe Cimenos	ITA	CHA	1	ESSECORSE	ITA	EUR & ITA	13	10	1:50.181			141.3
2	105	Alessandro Brigatti	ITA	CHA	2	PROGETTO E20	ITA	ITA	12	11	1:50.358	0.177	0.177	141.1
3	43	Damiano Puccetti	ITA	CHA	3	Rangoni Corse	ITA	EUR & MID	11	9	1:50.568	0.387	0.210	140.8
4	4	Julien Baziret	FRA	CHA	4	Baziret Sport	FRA	EUR & MID	14	11	1:50.676	0.495	0.108	140.7
5	116	Giacomo Trebbi	ITA	CHA	5	MC Motorcnica	ITA	ITA	14	13	1:50.721	0.540	0.045	140.6
6	27	Federico Danova	ITA	CHA	6	ESSECORSE	ITA	ITA	9	3	1:50.836	0.655	0.115	140.5
7	113	Adrian Schimpf	ESP	CHA	7	AST Competition	ESP	EUR & ESP	11	7	1:50.886	0.705	0.050	140.4
8	211	Nikola Miljkovic	SRB	CHA	8	Tempo Racing Team	SRB	EUR & MID	13	10	1:50.889	0.708	0.003	140.4
9	60	Leonardo Arduini	ITA	CHA	9	MC Motorcnica	ITA	EUR & ITA	14	13	1:51.058	0.877	0.169	140.2
10	109	Francesco Savoia	ITA	CHA	10	PROGETTO E20	ITA	ITA	14	10	1:51.062	0.881	0.004	140.2
11	199	Alejandro Schimpf	ESP	CHA	11	AST Competition	ESP	EUR & ESP	11	8	1:51.092	0.911	0.030	140.1
12	19	Gianalberto Coldani	ITA	CHA	12	MC Motorcnica	ITA	ITA	14	11	1:51.139	0.958	0.047	140.1
13	95	Adam Sascha	ITA	CHA	13	SEVENHILLS	ITA	ITA	13	9	1:51.235	1.054	0.096	140.0
14	122	Ludovico Longoni	ITA	CHA	14	MC Motorcnica	ITA	EUR & ITA	14	10	1:51.407	1.226	0.172	139.7
15	99	Guillaume Maio	FRA	CHA	15	GM Sport	FRA	EUR & MID	12	10	1:51.419	1.238	0.012	139.7
16	38	Alessio Alcidi	ITA	CHA	16	Tuder Motorsport	ITA	ITA	12	9	1:51.767	1.586	0.348	139.3
17	84	Mattia Lancellotti	ITA	CHA	17	Faro Racing	ITA	EUR & ITA	13	12	1:51.823	1.642	0.056	139.2
18	103	Francesco Miotto	ITA	CHA	18	PROGETTO E20	ITA	ITA	13	9	1:51.970	1.789	0.147	139.0
19	3	Daniel Nyffeler	CHE	CHA	19	Stucki Motorsport	CHE	MID	13	9	1:52.404	2.223	0.434	138.5
20	118	Francesco Pagano	ITA	CHA	20	Costa Ovest	ITA	ITA	5	5	1:52.654	2.473	0.250	138.2

Clas	Nº	Driver	Nat	Cat	Clas	Team	Nat	Group	Laps	Best	Time	Gap	Interval	Km/h
1	12	Gabriele Torelli	ITA			Rangoni Corse	ITA	EUR & MID	11	6	1:49.885			141.7
2	125	Jerzy Spinkiewicz	POL			UNIQ Racing	POL	EUR & ITA	14	7	1:50.026	0.141	0.141	141.5
3	107	Cristian Ricciarini	ITA			ESSECORSE	ITA	EUR & ITA	11	8	1:50.071	0.186	0.045	141.4
4	15	David Pouget	FRA			GPA Racing	FRA	EUR & FRA	14	13	1:50.149	0.264	0.078	141.3
5	5	Nicolas Milan	FRA			Milan Competition	FRA	EUR & FRA	14	9	1:50.543	0.658	0.394	140.8
6	1	Anthony Jurado	FRA			Milan Competition	FRA	EUR & MID	14	7	1:50.720	0.835	0.177	140.6
7	9	Andreas Stucki	CHE			Stucki Motorsport	CHE	MID	13	9	1:51.379	1.494	0.659	139.8

Published at:.....

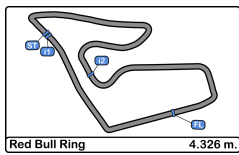
Track Temp: 38.1 °C Air Temp: 25.1 °C Humidity: 38 % Track Status: DRY

Race Director:

Timekeeper:

Luis Garcia  
 JOB-1605-ESP/M





**Red Bull Ring**  
**Clio Cup Series**  
**Pre-Event Collective Test 2**  
**Lap Analysis**

# CLIO CUP

## SERIES

**1** Anthony Jurado **EUR & MID** **5** Nicolas Milan **EUR & FRA**  
 Milan Competition Milan Competition

Lap	D	Time	Sector 1	Sector 2	Sector 3	T. Spd	Elapsed	Lap	D	Time	Sector 1	Sector 2	Sector 3	T. Spd	Elapsed
1		16:37:46.521	16:36:17.680	53.737	35.104	156.5	16:37:46.521	1		16:37:44.245	16:36:16.253	52.586	35.406	150.8	16:37:44.245
2		1:52.560	28.227	49.564	34.769	179.1	16:39:39.081	2		1:53.147	28.532	49.504	35.111	176.7	16:39:37.392
3		1:51.410	28.026	48.897	34.487	182.1	16:41:30.491	3		1:51.989	28.367	48.825	34.797	178.8	16:41:29.381
4		1:50.946	28.069	48.741	34.136	183.0	16:43:21.437	4		1:51.745	28.299	49.011	34.435	179.1	16:43:21.126
5		3:47.614 P	37.792	1:16.399	1:53.423	109.5	16:47:09.051	5		3:45.002 P	37.543	1:15.944	1:51.515	104.3	16:47:06.128
6		2:27.142	1:00.219	50.822	36.101	177.3	16:49:36.193	6		2:29.287	1:02.805	50.747	35.735	174.4	16:49:35.415
7		1:50.720	27.797	48.600	34.323	183.9	16:51:26.913	7		1:52.115	28.210	49.491	34.414	180.9	16:51:27.530
8		1:51.142	27.929	48.567	34.646	179.7	16:53:18.055	8		1:50.987	27.984	48.582	34.421	181.5	16:53:18.517
9		1:50.889	28.025	48.575	34.289	181.5	16:55:08.944	9		1:50.543	27.829	48.690	34.024	183.3	16:55:09.060
10		1:52.340	27.922	49.956	34.462	181.8	16:57:01.284	10		1:51.734	27.980	49.445	34.309	183.3	16:57:00.794
11		1:50.792	27.590	48.809	34.393	180.9	16:58:52.076	11		1:52.044	27.982	49.301	34.761	182.7	16:58:52.838
12		1:50.792	28.022	48.528	34.242	180.6	17:00:42.868	12		1:51.233	27.884	48.542	34.807	181.8	17:00:44.071
13		1:57.283	29.395	53.459	34.429	163.3	17:02:40.151	13		1:56.528	28.169	53.914	34.445	180.6	17:02:40.599
14		2:24.192 P	33.578	59.745	50.869	127.9	17:05:04.343	14		2:37.398 P	36.565	59.370	1:01.463	121.2	17:05:17.997

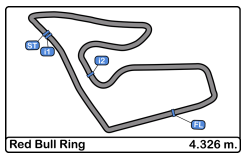
**3** Daniel Nyffeler **MID** **9** Andreas Stucki **MID**  
 CHA Stucki Motorsport Stucki Motorsport

Lap	D	Time	Sector 1	Sector 2	Sector 3	T. Spd	Elapsed	Lap	D	Time	Sector 1	Sector 2	Sector 3	T. Spd	Elapsed
1		16:38:06.184	16:36:36.988	53.623	35.573	113.9	16:38:06.184	1		16:38:05.512	16:36:36.153	53.758	35.601	124.2	16:38:05.512
2		1:54.007	28.525	50.182	35.300	178.8	16:40:00.191	2		1:53.077	28.698	49.692	34.687	175.6	16:39:58.589
3		1:53.575	28.865	49.614	35.096	177.3	16:41:53.766	3		1:52.083	28.223	49.252	34.608	177.3	16:41:50.672
4		2:07.878 P	28.354	49.972	49.552	177.6	16:44:01.644	4		2:06.622 P	28.293	50.015	48.314	176.7	16:43:57.294
5		5:49.188	4:23.811	50.303	35.074	161.1	16:49:50.832	5		5:52.499	4:27.459	50.087	34.953	159.2	16:49:49.793
6		1:55.585	28.950	51.614	35.021	164.8	16:51:46.417	6		1:51.990	28.308	49.068	34.614	178.8	16:51:41.783
7		1:52.876	28.280	49.602	34.994	179.1	16:53:39.293	7		1:51.763	28.556	48.825	34.382	180.6	16:53:33.546
8		1:52.882	28.153	49.472	35.257	179.4	16:55:32.175	8		1:54.012	29.071	50.512	34.429	160.7	16:55:27.558
9		1:52.404	28.258	49.473	34.673	179.1	16:57:24.579	9		1:51.379	28.038	48.724	34.617	179.7	16:57:18.937
10		1:53.661	28.467	49.484	35.710	178.8	16:59:18.240	10		1:51.607	28.118	48.884	34.605	180.0	16:59:10.544
11		1:54.602	28.763	49.677	36.162	177.3	17:01:12.842	11		1:51.890	28.306	48.947	34.637	180.6	17:01:02.434
12		1:52.745	28.618	49.503	34.624	177.3	17:03:05.587	12		1:51.679	28.058	48.941	34.680	181.5	17:02:54.113
13		2:34.101 P	32.465	52.850	1:08.786	138.1	17:05:39.688	13		2:36.837 P	31.192	55.768	1:09.877	149.5	17:05:30.950

**4** Julien Baziret **EUR & MID** **12** Gabriele Torelli **EUR & MID**  
 CHA Baziret Sport Rangoni Corse

Lap	D	Time	Sector 1	Sector 2	Sector 3	T. Spd	Elapsed	Lap	D	Time	Sector 1	Sector 2	Sector 3	T. Spd	Elapsed
1		16:37:32.138	16:35:59.713	56.170	36.255	162.6	16:37:32.138	1		16:38:49.818	16:37:20.175	53.629	36.014	143.2	16:38:49.818
2		1:52.084	28.218	49.296	34.570	178.2	16:39:24.222	2		1:52.620	28.978	49.158	34.484	176.7	16:40:42.438
3		1:51.863	27.920	49.138	34.805	180.6	16:41:16.085	3		1:50.731	27.729	48.923	34.079	180.0	16:42:33.169
4		1:53.065	28.141	49.929	34.995	181.5	16:43:09.150	4		2:06.944 P	27.807	51.773	47.364	180.3	16:44:40.113
5		3:38.000 P	29.138	1:30.411	1:38.451	129.4	16:46:47.150	5		5:11.981	3:48.117	49.578	34.286	175.6	16:49:52.094
6		2:36.113	1:09.153	52.343	34.617	143.2	16:49:23.263	6		1:49.885	27.441	48.531	33.913	183.9	16:51:41.979
7		1:51.583	28.441	48.690	34.452	180.0	16:51:14.846	7		1:50.640	27.862	48.747	34.031	181.2	16:53:32.619
8		1:51.821	28.004	49.465	34.352	180.6	16:53:06.667	8		1:50.327	27.548	48.653	34.126	183.6	16:55:22.946
9		1:51.152	28.077	48.601	34.474	180.9	16:54:57.819	9		1:56.639 P	27.721	48.423	40.495	181.5	16:57:19.585
10		1:50.824	28.100	48.523	34.201	179.1	16:56:48.643	10		5:05.584	3:42.690	48.756	34.138	178.5	17:02:25.169
11		1:50.676	27.884	48.597	34.195	179.4	16:58:39.319	11		2:19.110 P	30.301	56.302	52.507	135.1	17:04:44.279
12		1:51.418	28.017	48.789	34.612	179.4	17:00:30.737								
13		1:50.769	27.764	48.704	34.301	180.0	17:02:21.506								
14		2:14.432 P	31.876	54.365	48.191	136.8	17:04:35.938								





**Red Bull Ring**  
**Clio Cup Series**  
**Pre-Event Collective Test 2**  
**Lap Analysis**

# CLIO CUP

## SERIES

**14** Udo Brunner EUR **17** Daniele Pasquali EUR & ITA  
 RAC LCB Racing RAC Tudor Motorsport

Lap D	Time	Sector 1	Sector 2	Sector 3	T. Spd	Elapsed	Lap D	Time	Sector 1	Sector 2	Sector 3	T. Spd	Elapsed
1	16:38:17.634	16:36:38.015	58.088	41.531	114.1	16:38:17.634	1	16:37:52.397	16:36:23.414	52.499	36.484	169.5	16:37:52.397
2	2:03.025	29.959	53.463	39.603	174.4	16:40:20.659	2	1:57.976	28.824	50.934	38.218	177.9	16:39:50.373
3	2:01.271	29.464	52.592	39.215	175.8	16:42:21.930	3	2:09.175 P	30.254	51.434	47.487	175.8	16:41:59.548
4	2:16.720 P	29.446	55.108	52.166	175.3	16:44:38.650	4	7:01.918	5:34.616	51.285	36.017	171.7	16:49:01.466
5	5:20.751	3:48.001	53.782	38.968	167.7	16:49:59.401	5	1:56.129	29.536	50.774	35.819	169.0	16:50:57.595
6	2:02.135	29.774	53.149	39.212	174.4	16:52:01.536	6	1:54.364	28.992	50.178	35.194	170.6	16:52:51.959
7	2:01.669	29.887	52.750	39.032	163.6	16:54:03.205	7	1:54.529	28.844	50.308	35.377	173.0	16:54:46.488
8	2:01.236	29.672	52.619	38.945	173.6	16:56:04.441	8	2:03.798 P	28.797	51.438	43.563	175.6	16:56:50.286
9	2:01.432	29.773	52.467	39.192	172.2	16:58:05.873	9	3:33.616	2:04.060	54.037	35.519	106.4	17:00:23.902
10	2:01.400	29.681	52.475	39.244	173.0	17:00:07.273	10	1:54.993	28.653	50.751	35.589	177.3	17:02:18.895
11	2:00.302	29.412	52.127	38.763	173.3	17:02:07.575	11	2:11.154 P	31.282	51.127	48.745	153.1	17:04:30.049
12	2:14.534 P	31.051	55.501	47.982	144.0	17:04:22.109							

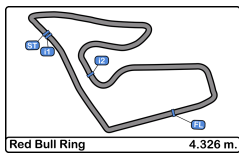
**15** David Pouget EUR & FRA **19** Gianalberto Coldani ITA  
 GPA Racing CHA MC Motortecnica

Lap D	Time	Sector 1	Sector 2	Sector 3	T. Spd	Elapsed	Lap D	Time	Sector 1	Sector 2	Sector 3	T. Spd	Elapsed
1	16:37:33.620	16:36:01.891	55.334	36.395	166.1	16:37:33.620	1	16:37:05.397	16:35:37.824	52.166	35.407	173.6	16:37:05.397
2	1:51.943	28.048	49.338	34.557	183.6	16:39:25.563	2	1:52.339	27.960	49.677	34.702	180.3	16:38:57.736
3	1:51.073	28.021	48.590	34.462	181.2	16:41:16.636	3	1:51.748	27.783	49.276	34.689	182.7	16:40:49.484
4	1:52.248	27.818	49.120	35.310	185.2	16:43:08.884	4	1:52.636	27.954	50.114	34.568	169.8	16:42:42.120
5	3:34.805 P	28.993	1:29.951	1:35.861	135.6	16:46:43.689	5	2:11.122 P	27.911	55.024	48.187	182.7	16:44:53.242
6	2:39.004	1:12.238	52.337	34.429	145.3	16:49:22.693	6	4:13.780	2:48.468	50.694	34.618	171.7	16:49:07.022
7	1:50.662	27.886	48.495	34.281	183.3	16:51:13.355	7	1:51.767	27.990	49.319	34.458	180.0	16:50:58.789
8	1:50.310	27.797	48.477	34.036	181.5	16:53:03.665	8	1:51.925	27.740	49.240	34.945	182.1	16:52:50.714
9	1:50.253	27.773	48.478	34.002	182.1	16:54:53.918	9	1:51.367	28.034	49.034	34.299	180.0	16:54:42.081
10	1:50.443	27.903	48.294	34.246	181.8	16:56:44.361	10	1:51.668	28.057	49.105	34.506	179.7	16:56:33.749
11	1:51.256	27.960	48.802	34.494	180.3	16:58:35.617	11	1:51.139	28.012	48.929	34.198	179.4	16:58:24.888
12	1:57.050	29.398	52.642	35.010	177.6	17:00:32.667	12	1:51.207	27.788	48.980	34.439	180.0	17:00:16.095
13	1:50.149	27.780	48.340	34.029	182.1	17:02:22.816	13	1:51.238	27.792	48.905	34.541	179.4	17:02:07.333
14	2:19.961 P	32.174	56.079	51.708	137.5	17:04:42.777	14	2:11.779 P	30.722	54.351	46.706	138.1	17:04:19.112

**16** Lionel Viguier EUR & FRA **21** Stephan Polderman EUR & MID  
 RAC T2CM AST Competition

Lap D	Time	Sector 1	Sector 2	Sector 3	T. Spd	Elapsed	Lap D	Time	Sector 1	Sector 2	Sector 3	T. Spd	Elapsed
1	16:37:32.980	16:36:00.544	55.935	36.501	163.1	16:37:32.980	1	16:38:30.547	16:36:52.449	1:00.057	38.041	122.4	16:38:30.547
2	1:53.292	28.493	50.262	34.537	180.9	16:39:26.272	2	2:08.437	34.959	56.743	36.735	111.3	16:40:38.984
3	1:52.313	28.290	49.426	34.597	182.1	16:41:18.585	3	2:06.437	37.014	54.606	34.817	93.3	16:42:45.421
4	1:52.245	28.105	49.695	34.445	173.3	16:43:10.830	4	2:15.654 P	28.124	54.180	53.350	182.1	16:45:01.075
5	3:44.015 P	29.254	1:31.031	1:43.730	136.5	16:46:54.845	5	4:44.226	3:15.604	50.328	38.294	177.9	16:49:45.301
6	2:29.600	1:02.335	52.706	34.559	161.6	16:49:24.445	6	1:57.860	32.977	50.016	34.867	151.0	16:51:43.161
7	1:52.637	27.892	50.106	34.639	185.5	16:51:17.082	7	1:51.059	27.936	48.798	34.325	183.3	16:53:34.220
8	1:52.021	28.209	49.251	34.561	179.4	16:53:09.103	8	1:55.306	27.750	53.153	34.403	181.8	16:55:29.526
9	1:51.297	28.025	49.001	34.271	181.5	16:55:00.400	9	1:51.468	27.670	48.906	34.892	184.3	16:57:20.994
10	1:52.201	28.184	49.204	34.813	180.9	16:56:52.601	10	1:55.877	27.732	48.756	39.389	182.4	16:59:16.871
11	1:51.646	28.098	48.989	34.559	182.7	16:58:44.247	11	1:56.975	31.246	49.339	36.390	179.4	17:01:13.846
12	1:51.328	27.952	48.860	34.516	181.8	17:00:35.575	12	2:11.088 P	29.286	53.026	48.776	140.9	17:03:24.934
13	1:51.401	28.145	48.869	34.387	182.4	17:02:26.976							
14	2:19.296 P	31.020	55.577	52.699	139.8	17:04:46.272							





**Red Bull Ring**  
**Clio Cup Series**  
**Pre-Event Collective Test 2**  
**Lap Analysis**

# CLIO CUP

## SERIES

**27** Federico Danova ITA **39** Alessandro Alcidi ITA

CHA							ESSECORSE			RAC			Tuder Motorsport		
Lap	D	Time	Sector 1	Sector 2	Sector 3	T. Spd	Elapsed	Lap	D	Time	Sector 1	Sector 2	Sector 3	T. Spd	Elapsed
1		16:37:47.291	16:36:18.557	53.642	35.092	167.1	16:37:47.291	1		16:37:49.509	16:36:21.509	52.372	35.628	161.4	16:37:49.509
2		1:52.458	28.117	49.858	34.483	181.5	16:39:39.749	2		2:00.243	28.436	50.010	41.797	181.2	16:39:49.752
3		<b>1:50.836</b>	<b>27.953</b>	48.774	<b>34.109</b>	182.4	16:41:30.585	3		2:08.431 P	29.350	51.275	47.806	180.3	16:41:58.183
4		1:52.701	28.217	49.706	34.778	173.9	16:43:23.286	4		7:36.826	6:09.357	51.637	35.832	156.9	16:49:35.009
5		3:50.199 P	37.851	1:17.190	1:55.158	126.9	16:47:13.485	5		1:53.631	28.565	50.196	34.870	177.9	16:51:28.640
6		3:46.179	2:22.091	49.615	34.473	178.5	16:50:59.664	6		1:55.569	29.866	50.254	35.449	159.7	16:53:24.209
7		2:00.181 P	28.368	49.220	42.593	178.5	16:52:59.845	7		1:53.364	28.459	49.678	35.227	180.3	16:55:17.573
8		2:28.875	1:04.761	49.887	34.227	178.5	16:55:28.720	8		1:52.391	28.338	49.310	34.743	182.1	16:57:09.964
9		1:59.889 P	28.050	<b>48.633</b>	43.206	180.3	16:57:28.609	9		1:53.259	28.385	49.942	34.932	180.6	16:59:03.223
10								10		1:52.400	<b>28.081</b>	49.456	34.863	181.8	17:00:55.623
11								11		<b>1:51.990</b>	28.325	<b>49.161</b>	<b>34.504</b>	180.9	17:02:47.613
12								12		2:31.958 P	31.365	58.571	1:02.022	129.0	17:05:19.571

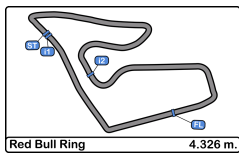
**30** Alex Lancellotti EUR & ITA Damiano Puccetti EUR & MID

RAC							Faro Racing			CHA			Rangoni Corse		
Lap	D	Time	Sector 1	Sector 2	Sector 3	T. Spd	Elapsed	Lap	D	Time	Sector 1	Sector 2	Sector 3	T. Spd	Elapsed
1		16:37:07.847	16:35:40.339	51.638	35.870	164.6	16:37:07.847	1		16:38:50.235	16:37:20.759	53.391	36.085	143.8	16:38:50.235
2		1:53.926	29.094	49.951	34.881	174.7	16:39:01.773	2		1:52.592	28.845	49.237	34.510	177.6	16:40:42.827
3		1:52.559	28.220	49.685	34.654	178.2	16:40:54.332	3		1:51.227	28.066	48.856	34.305	180.9	16:42:34.054
4		1:53.806	28.543	49.897	35.366	176.7	16:42:48.138	4		2:07.099 P	27.972	51.196	47.931	180.6	16:44:41.153
5		2:15.919 P	28.376	54.956	52.587	181.5	16:45:04.057	5		5:11.731	3:47.621	49.827	34.283	175.8	16:49:52.884
6		4:32.923	3:08.371	49.679	34.873	179.7	16:49:36.980	6		1:51.101	27.901	48.697	34.503	181.2	16:51:43.985
7		1:51.959	28.018	49.246	34.695	181.2	16:51:28.939	7		1:51.556	28.867	<b>48.620</b>	34.069	175.6	16:53:35.541
8		1:56.357	28.176	50.226	37.955	181.5	16:53:25.296	8		1:50.765	27.833	48.856	34.076	183.0	16:55:26.306
9		1:51.775	28.095	49.149	34.531	180.3	16:55:17.071	9		<b>1:50.568</b>	27.899	48.680	<b>33.989</b>	181.8	16:57:16.874
10		1:53.943	28.093	49.030	36.820	179.7	16:57:11.014	10		2:14.234	<b>27.754</b>	49.390	57.090	183.6	16:59:31.108
11		1:51.454	<b>27.867</b>	49.039	34.548	182.1	16:59:02.468	11		2:14.073 P	32.711	56.894	44.468	137.2	17:01:45.181
12		1:51.435	27.913	49.167	<b>34.355</b>	180.6	17:00:53.903								
13		<b>1:51.307</b>	27.889	<b>48.993</b>	<b>34.425</b>	182.7	17:02:45.210								
14		2:05.261 P	28.010	49.101	48.150	178.8	17:04:50.471								

**38** Alessio Alcidi ITA **53** Due ITA

CHA							Tuder Motorsport			RAC			Oregon Team		
Lap	D	Time	Sector 1	Sector 2	Sector 3	T. Spd	Elapsed	Lap	D	Time	Sector 1	Sector 2	Sector 3	T. Spd	Elapsed
1		16:37:50.441	16:36:22.459	52.353	35.629	160.7	16:37:50.441	1		16:37:16.875	16:35:48.344	52.154	36.377	171.9	16:37:16.875
2		1:53.504	28.186	49.865	35.453	182.4	16:39:43.945	2		1:55.618	28.810	51.449	35.359	178.8	16:39:12.493
3		1:52.969	28.352	49.875	34.742	179.7	16:41:36.914	3		1:54.213	28.526	50.090	35.597	182.4	16:41:06.706
4		1:52.758	28.248	49.763	34.747	179.7	16:43:29.672	4		1:54.138	28.606	50.069	35.463	178.8	16:43:00.844
5		3:47.126 P	34.502	1:16.916	1:55.708	97.2	16:47:16.798	5		2:18.737 P	28.500	53.483	56.754	178.5	16:45:19.581
6		2:20.968	54.996	50.005	35.967	173.9	16:49:37.766	6		4:26.205	3:00.830	50.128	35.247	174.4	16:49:45.786
7		1:52.005	28.081	49.465	34.459	183.0	16:51:29.771	7		1:53.368	28.578	50.143	<b>34.647</b>	177.9	16:51:39.154
8		1:52.374	28.378	49.484	34.512	180.9	16:53:22.145	8		1:52.119	28.110	49.291	34.718	180.3	16:53:31.273
9		<b>1:51.767</b>	28.128	<b>49.203</b>	<b>34.436</b>	180.9	16:55:13.912	9		1:52.038	28.068	49.289	34.681	181.2	16:55:23.311
10		1:51.799	<b>27.966</b>	49.333	34.500	180.3	16:57:05.711	10		1:52.517	<b>28.013</b>	49.247	35.257	180.6	16:57:15.828
11		1:52.058	28.055	49.550	34.453	181.2	16:58:57.769	11		1:54.048	28.357	50.021	35.670	177.3	16:59:09.876
12		2:12.790 P	31.293	52.659	48.838	140.2	17:01:10.559	12		1:52.147	28.062	49.267	34.818	183.9	17:01:02.023
13								13		<b>1:51.903</b>	28.200	<b>48.986</b>	34.717	180.0	17:02:53.926
14								14		2:40.003 P	32.582	55.897	1:11.524	116.1	17:05:33.929





**Red Bull Ring**  
**Clio Cup Series**  
**Pre-Event Collective Test 2**  
**Lap Analysis**

# CLIO CUP

## SERIES

**55** René Steemetz **EUR & MID** **73** Sandro Cutini **ITA**

RAC							AST Competition						RAC						Faro Racing					
Lap	D	Time	Sector 1	Sector 2	Sector 3	T. Spd	Elapsed	Lap	D	Time	Sector 1	Sector 2	Sector 3	T. Spd	Elapsed	Lap	D	Time	Sector 1	Sector 2	Sector 3	T. Spd	Elapsed	
1		16:38:32.075	16:36:52.419	1:01.036	38.620	106.5	16:38:32.075	1		16:37:23.211	16:35:53.493	52.601	37.117	160.2	16:37:23.211									
2		2:08.371	34.756	56.764	36.851	116.8	16:40:40.446	2		1:56.466	28.637	49.909	37.920		16:39:19.677									
3		2:09.339	36.100	58.109	35.130	88.2	16:42:49.785	3		1:52.710	28.311	49.669	34.730		16:41:12.387									
4		2:28.595 P	29.004	1:03.079	56.512	176.1	16:45:18.380	4		1:52.676	28.257	49.661	34.758		16:43:05.063									
5		3:44.172	2:18.002	50.190	35.980	176.4	16:49:02.552	5		3:35.336 P	29.566	1:31.868	1:33.902	134.8	16:46:40.399									
6		1:53.333	28.197	49.642	35.494	180.3	16:50:55.885	6		3:33.512	2:08.939	49.663	34.910	177.9	16:50:13.911									
7		1:52.739	28.251	49.809	34.679	180.3	16:52:48.624	7		1:54.200	28.273	50.661	35.266	180.3	16:52:08.111									
8		1:51.343	28.054	48.847	34.442	181.2	16:54:39.967	8		1:53.986	28.517	50.017	35.452	178.8	16:54:02.097									
9		1:51.421	28.037	48.682	34.702	179.7	16:56:31.388	9		1:52.785	28.466	49.590	34.729		16:55:54.882									
10		1:54.293	27.981	48.879	37.433	180.0	16:58:25.681	10		1:52.746	28.684	49.221	34.841		16:57:47.628									
11		1:51.458	28.095	48.995	34.368	180.0	17:00:17.139	11		1:52.227	28.192	49.339	34.696	178.5	16:59:39.855									
12		1:51.767	27.956	49.281	34.530	178.2	17:02:08.906	12		1:53.385	28.708	49.661	35.016		17:01:33.240									
13		2:15.551 P	30.704	55.182	49.665	141.7	17:04:24.457	13		1:52.756	28.416	49.482	34.858	178.2	17:03:25.996									
14								14		2:19.081 P	33.150	58.002	47.929	106.1	17:05:45.077									

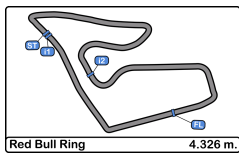
**60** Leonardo Arduini **EUR & ITA** **82** Jacopo Giuseppe Cimenos **EUR & ITA**

CHA							MC Motortecnica						CHA						ESSECORSE					
Lap	D	Time	Sector 1	Sector 2	Sector 3	T. Spd	Elapsed	Lap	D	Time	Sector 1	Sector 2	Sector 3	T. Spd	Elapsed	Lap	D	Time	Sector 1	Sector 2	Sector 3	T. Spd	Elapsed	
1		16:37:03.953	16:35:37.162	51.710	35.081	171.1	16:37:03.953	1		16:37:47.933	16:36:19.832	52.939	35.162	161.9	16:37:47.933									
2		1:52.300	27.948	49.566	34.786	181.8	16:38:56.253	2		1:52.353	28.061	49.448	34.844	183.6	16:39:40.286									
3		1:51.895	28.100	49.335	34.460	182.4	16:40:48.148	3		1:50.635	27.825	48.756	34.054	184.3	16:41:30.921									
4		1:53.025	28.401	50.307	34.317	160.7	16:42:41.173	4		1:50.755	27.832	48.836	34.087	184.3	16:43:21.676									
5		2:09.589 P	28.176	53.570	47.843	182.4	16:44:50.762	5		3:48.995 P	38.229	1:17.190	1:53.576	116.2	16:47:10.671									
6		4:45.699	3:18.666	51.424	35.609	137.7	16:49:36.461	6		3:45.961	2:22.203	49.170	34.588	177.6	16:50:56.632									
7		1:52.209	27.899	49.733	34.577	184.6	16:51:28.670	7		1:50.878	27.918	48.822	34.138	183.3	16:52:47.510									
8		1:51.709	28.219	49.102	34.388	181.8	16:53:20.379	8		1:50.793	27.937	48.638	34.218	178.8	16:54:38.303									
9		1:51.543	27.948	49.331	34.264	180.9	16:55:11.922	9		1:50.353	27.889	48.463	34.001	179.7	16:56:28.656									
10		1:53.300	28.087	50.318	34.895	180.6	16:57:05.222	10		1:50.181	27.684	48.508	33.989	179.7	16:58:18.837									
11		1:51.861	27.858	49.366	34.637	179.7	16:58:57.083	11		1:50.978	27.562	49.228	34.188	180.3	17:00:09.815									
12		2:01.596	33.442	53.507	34.647	142.8	17:00:58.679	12		2:01.734	28.826	55.990	36.918	175.0	17:02:11.549									
13		1:51.058	27.775	48.893	34.390	181.8	17:02:49.737	13		2:05.120 P	29.701	51.600	43.819	170.8	17:04:16.669									
14		2:46.719 P	36.298	59.739	1:10.682	110.6	17:05:36.456																	

**69** Quinto Stefana **EUR** **84** Mattia Lancellotti **EUR & ITA**

RAC							Milan Competition						CHA						Faro Racing					
Lap	D	Time	Sector 1	Sector 2	Sector 3	T. Spd	Elapsed	Lap	D	Time	Sector 1	Sector 2	Sector 3	T. Spd	Elapsed	Lap	D	Time	Sector 1	Sector 2	Sector 3	T. Spd	Elapsed	
1		16:37:46.208	16:36:17.185	53.105	35.918	150.6	16:37:46.208	1		16:37:08.056	16:35:40.639	51.723	35.694	155.8	16:37:08.056									
2		1:54.845	28.702	49.939	36.204	169.5	16:39:41.053	2		1:54.293	29.148	49.911	35.234	173.9	16:39:02.349									
3		1:51.578	28.085	48.891	34.602	181.8	16:41:32.631	3		1:52.155	28.178	49.407	34.570	180.3	16:40:54.504									
4		1:51.666	28.164	49.087	34.415	180.6	16:43:24.297	4		1:53.314	28.221	49.693	35.400	179.1	16:42:47.818									
5		3:51.441 P	39.151	1:15.910	1:56.380	99.0	16:47:15.738	5		2:15.023 P	28.512	54.638	51.873	178.5	16:45:02.841									
6		2:21.567	55.643	49.993	35.931	177.9	16:49:37.305	6		4:18.914	2:47.493	55.590	35.831	150.6	16:49:21.755									
7		1:51.827	27.968	49.257	34.602	184.3	16:51:29.132	7		1:52.167	27.930	49.865	34.372	181.5	16:51:13.922									
8		1:51.900	28.121	49.176	34.603	182.4	16:53:21.032	8		1:52.584	27.666	49.473	35.445	181.8	16:53:06.506									
9		1:51.410	28.148	48.950	34.312	181.5	16:55:12.442	9		2:00.967 P	28.445	50.285	42.237	179.7	16:55:07.473									
10		1:52.355	27.993	49.546	34.816	182.7	16:57:04.797	10		4:02.781	2:38.808	49.444	34.529	177.3	16:59:10.254									
11		1:54.622	28.417	51.361	34.844	159.0	16:58:59.419	11		1:53.561	27.854	50.943	34.764	183.0	17:01:03.815									
12		1:53.666	28.887	49.690	35.089	158.8	17:00:53.085	12		1:51.823	27.808	49.402	34.613	181.2	17:02:55.638									
13		1:51.942	28.472	48.800	34.670	178.5	17:02:45.027	13		2:26.544 P	29.913	52.432	1:04.199	147.9	17:05:22.182									
14		2:43.099 P	34.016	1:01.000	1:08.083	125.2	17:05:28.126																	





**Red Bull Ring**  
**Clio Cup Series**  
**Pre-Event Collective Test 2**  
**Lap Analysis**

**CLIO CUP**  
**SERIES**

**91** Luca Franca EUR & ITA **103** Francesco Miotto ITA

RAC							MC Motortecnica		CHA		PROGETTO E20 Motorsport				
Lap	D	Time	Sector 1	Sector 2	Sector 3	T. Spd	Elapsed	Lap	D	Time	Sector 1	Sector 2	Sector 3	T. Spd	Elapsed
1		16:37:02.350	16:35:35.799	51.448	35.103	163.1	16:37:02.350	1		16:37:19.193	16:35:51.720	51.454	36.019	171.1	16:37:19.193
2		1:54.680	28.194	50.017	36.469	177.9	16:38:57.030	2		1:53.398	28.272	50.179	34.947	182.7	16:39:12.591
3		1:51.385	27.696	49.165	34.524	183.6	16:40:48.415	3		1:54.541	28.090	49.488	36.963	181.5	16:41:07.132
4		1:51.668	27.845	49.132	34.691	180.9	16:42:40.083	4		1:56.814	32.094	49.908	34.812	166.6	16:43:03.946
5		2:07.250 P	28.472	52.037	46.741	174.1	16:44:47.333	5		3:12.124 P	29.910	1:21.415	1:20.799	132.0	16:46:16.070
6		5:24.310	4:00.447	49.299	34.564	175.6	16:50:11.643	6		3:07.036	1:35.847	55.937	35.252	156.0	16:49:23.106
7		1:51.718	27.931	49.330	34.457	179.4	16:52:03.361	7		1:53.833	28.934	50.045	34.854	181.5	16:51:16.939
8		1:50.979	27.809	48.896	34.274	180.3	16:53:54.340	8		1:57.381	29.661	52.888	34.832	128.7	16:53:14.320
9		2:10.960	27.995	57.989	44.976	181.5	16:56:05.300	9		1:51.970	28.015	49.328	34.627	181.2	16:55:06.290
10		1:54.299	28.480	51.420	34.399	178.2	16:57:59.599	10		2:11.777 P	30.645	50.410	50.722	131.5	16:57:18.067
11		1:51.453	28.285	48.817	34.351	177.6	16:59:51.052	11		3:29.218	2:04.889	49.579	34.750	178.8	17:00:47.285
12		1:50.961	27.925	48.695	34.341	178.8	17:01:42.013	12		1:52.122	28.101	49.361	34.660	181.2	17:02:39.407
13		1:51.737	27.916	48.644	35.177	178.8	17:03:33.750	13		2:15.265 P	31.121	54.353	49.791	132.3	17:04:54.672
14		2:08.556 P	29.818	50.773	47.965	158.8	17:05:42.306								

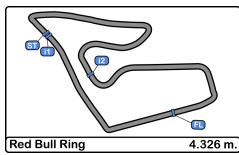
**95** Adam Sascha ITA **105** Alessandro Brigatti ITA

CHA							SEVENHILLS MOTORSPORT		CHA		PROGETTO E20 Motorsport				
Lap	D	Time	Sector 1	Sector 2	Sector 3	T. Spd	Elapsed	Lap	D	Time	Sector 1	Sector 2	Sector 3	T. Spd	Elapsed
1		16:38:17.628	16:36:47.074	54.505	36.049	160.7	16:38:17.628	1		16:37:13.740	16:35:48.595	50.540	34.605	175.6	16:37:13.740
2		1:52.820	28.084	49.760	34.976	178.8	16:40:10.448	2		1:51.478	27.878	49.056	34.544	181.5	16:39:05.218
3		2:04.023 P	28.256	49.339	46.428	177.9	16:42:14.471	3		1:51.002	27.835	49.130	34.037	182.7	16:40:56.220
4		4:43.217 P	1:26.990	1:30.475	1:45.752	151.8	16:46:57.688	4		1:50.995	27.526	49.269	34.200	183.9	16:42:47.215
5		2:28.006	1:00.079	52.484	35.443	173.3	16:49:25.694	5		2:18.900 P	30.127	58.865	49.908	168.7	16:45:06.115
6		1:54.324	28.251	50.419	35.654	183.9	16:51:20.018	6		4:15.129	2:49.897	50.881	34.351	163.1	16:49:21.244
7		1:52.445	28.082	49.565	34.798	182.7	16:53:12.463	7		1:50.668	27.790	49.010	33.868	181.8	16:51:11.912
8		1:51.468	28.229	48.883	34.356	180.6	16:55:03.931	8		1:50.442	27.701	48.714	34.027	181.5	16:53:02.354
9		1:51.235	27.814	48.990	34.431	180.0	16:56:55.166	9		1:50.471	27.739	48.819	33.913	181.2	16:54:52.825
10		1:51.268	27.994	49.007	34.267	179.7	16:58:46.434	10		1:52.465	29.208	49.159	34.098	147.1	16:56:45.290
11		1:51.733	27.964	49.015	34.754	180.3	17:00:38.167	11		1:50.358	27.800	48.518	34.040	183.3	16:58:35.648
12		1:55.002	28.043	49.050	37.909	179.7	17:02:33.169	12		2:05.117 P	33.003	50.335	41.779	137.9	17:00:40.765
13		2:19.398 P	35.446	55.084	48.868	115.2	17:04:52.567								

**99** Guillaume Maio EUR & MID **107** Cristian Ricciarini EUR & ITA

CHA							GM Sport		ESSECORSE		ESSECORSE				
Lap	D	Time	Sector 1	Sector 2	Sector 3	T. Spd	Elapsed	Lap	D	Time	Sector 1	Sector 2	Sector 3	T. Spd	Elapsed
1		16:37:36.178	16:36:06.428	53.443	36.307	142.8	16:37:36.178	1		16:37:34.427	16:36:04.428	53.499	36.500	169.8	16:37:34.427
2		1:53.515	28.398	49.697	35.420	180.6	16:39:29.693	2		2:01.038 P	27.942	49.760	43.336	183.6	16:39:35.465
3		1:52.731	28.473	49.598	34.660	178.8	16:41:22.424	3		3:16.081	1:52.477	49.224	34.380	178.2	16:42:51.546
4		1:52.163	28.060	49.422	34.681	179.1	16:43:14.587	4		2:21.998 P	27.708	58.967	55.323	184.3	16:45:13.544
5		3:45.775 P	29.233	1:29.010	1:47.532	175.0	16:47:00.362	5		3:48.409	2:21.929	50.699	35.781	169.5	16:49:01.953
6		2:25.098	58.546	51.660	34.892	176.4	16:49:25.460	6		1:50.991	28.047	48.882	34.062	178.8	16:50:52.944
7		1:52.472	28.343	49.570	34.559	180.0	16:51:17.932	7		1:50.222	27.675	48.444	34.103	179.1	16:52:43.166
8		1:52.066	28.197	49.498	34.371	180.0	16:53:09.998	8		1:50.071	27.586	48.441	34.044	179.4	16:54:33.237
9		1:51.845	28.201	49.278	34.366	164.3	16:55:01.843	9		1:50.636	27.718	48.412	34.506	179.1	16:56:23.873
10		1:51.419	27.793	49.224	34.402	181.8	16:56:53.262	10		1:50.357	27.864	48.382	34.111	179.1	16:58:14.230
11		1:51.502	28.014	48.942	34.546	181.2	16:58:44.764	11		1:58.085 P	27.914	48.545	41.626	179.4	17:00:12.315
12		1:58.633 P	27.993	49.055	41.585	181.8	17:00:43.397								





**Red Bull Ring**  
**Clio Cup Series**  
**Pre-Event Collective Test 2**  
**Lap Analysis**

# CLIO CUP

## SERIES

**109** Francesco Savoia ITA **118** Francesco Pagano ITA

CHA							PROGETTO E20 Motorsport						CHA						Costa Ovest					
Lap	D	Time	Sector 1	Sector 2	Sector 3	T. Spd	Elapsed	Lap	D	Time	Sector 1	Sector 2	Sector 3	T. Spd	Elapsed	Lap	D	Time	Sector 1	Sector 2	Sector 3	T. Spd	Elapsed	
1		16:37:18.828	16:35:50.754	51.165	36.909	178.2	16:37:18.828	1		16:37:35.787	16:36:05.961	53.579	36.247	148.9	16:37:35.787									
2		1:52.820	28.243	49.668	34.909	181.2	16:39:11.648	2		1:54.991	28.301	50.262	36.428	181.5	16:39:30.778									
3		2:05.819	28.233	1:00.884	36.702	178.8	16:41:17.467	3		11:24.044 P	30.088		12:00.472	131.3	16:50:54.822									
4		1:58.323	27.820	55.487	35.016	182.7	16:43:15.790	4		5:50.393	4:23.369	51.823	35.201	165.1	16:56:45.215									
5		3:47.004 P	29.144	1:28.728	1:49.132	170.0	16:47:02.794	5		1:52.654	28.686	49.377	34.591	170.6	16:58:37.869									
6		2:44.097	1:19.655	49.437	35.005	179.4	16:49:46.891																	
7		1:51.664	28.069	49.149	34.446	183.0	16:51:38.555																	
8		1:51.245	27.930	48.854	34.461	181.8	16:53:29.800																	
9		1:54.468	29.181	49.163	36.124	179.4	16:55:24.268																	
10		1:51.062	27.656	48.800	34.606	184.6	16:57:15.330																	
11		1:54.278	27.998	50.334	35.946	180.9	16:59:09.608																	
12		1:51.460	27.953	49.130	34.377	182.7	17:01:01.068																	
13		1:51.293	27.822	48.895	34.576	182.7	17:02:52.361																	
14		2:40.193 P	33.521	56.082	1:10.590	113.9	17:05:32.554																	

**121** Davide Gaggianesi ITA  
 RAC Faro Racing

Lap	D	Time	Sector 1	Sector 2	Sector 3	T. Spd	Elapsed
1		16:37:23.759	16:35:49.785	54.047	39.927	168.7	16:37:23.759
2		1:56.879	29.613	51.110	36.156	163.6	16:39:20.638
3		1:54.241	28.666	50.362	35.213	180.3	16:41:14.879
4		1:54.943	28.379	49.989	36.575	178.8	16:43:09.822
5		3:41.797 P	29.610	1:30.990	1:41.197	128.8	16:46:51.619
6		4:02.088	2:35.715	50.380	35.993	173.9	16:50:53.707
7		1:52.921	28.123	49.898	34.900	179.4	16:52:46.628
8		1:56.273	29.464	50.527	36.282	178.2	16:54:42.901
9		1:52.530	28.234	49.572	34.724	180.0	16:56:35.431
10		1:53.502	28.123	50.070	35.309	182.1	16:58:28.933
11		1:52.649	28.378	49.562	34.709	178.5	17:00:21.582
12		1:52.412	28.116	49.364	34.932	179.1	17:02:13.994
13		2:12.570 P	28.107	53.171	51.292	178.5	17:04:26.564

**113** Adrian Schimpf EUR & ESP

CHA							AST Competition					
Lap	D	Time	Sector 1	Sector 2	Sector 3	T. Spd	Elapsed					
1		16:38:29.426	16:36:51.773	59.747	37.906	125.2	16:38:29.426					
2		2:07.331	35.215	56.508	35.608	118.8	16:40:36.757					
3		2:14.087 P	41.125	51.183	41.779	125.5	16:42:50.844					
4		8:28.485	7:03.563	49.573	35.349	174.4	16:51:19.329					
5		1:50.922	27.791	48.903	34.228	183.0	16:53:10.251					
6		1:51.132	27.889	48.821	34.422	182.7	16:55:01.383					
7		1:50.886	27.655	48.961	34.270	183.6	16:56:52.269					
8		1:51.208	27.991	48.873	34.344	180.3	16:58:43.477					
9		1:51.275	27.842	48.920	34.513	180.6	17:00:34.752					
10		1:51.097	27.956	48.856	34.285	183.3	17:02:25.849					
11		2:12.219 P	28.891	54.428	48.900	150.6	17:04:38.068					

**122** Ludovico Longoni EUR & ITA  
 CHA MC Motortecnica

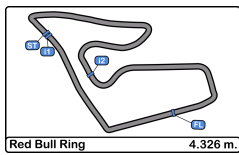
Lap	D	Time	Sector 1	Sector 2	Sector 3	T. Spd	Elapsed
1		16:37:05.908	16:35:38.833	51.756	35.319	169.5	16:37:05.908
2		1:58.919	28.185	50.015	40.719	178.8	16:39:04.827
3		1:53.214	28.897	49.771	34.546	179.7	16:40:58.041
4		1:52.133	28.117	49.594	34.422	178.5	16:42:50.174
5		2:25.003 P	28.693	1:00.411	55.899	177.3	16:45:15.177
6		3:53.000	2:27.575	50.720	34.705	169.0	16:49:08.177
7		1:52.273	27.957	49.690	34.626	182.1	16:51:00.450
8		1:52.119	28.121	49.640	34.358	181.2	16:52:52.569
9		1:51.796	28.205	49.216	34.375	179.1	16:54:44.365
10		1:51.407	28.050	49.200	34.157	179.4	16:56:35.772
11		2:17.817	27.884	49.662	1:00.271	182.7	16:58:53.589
12		1:51.792	27.805	49.007	34.980	181.2	17:00:45.381
13		1:52.220	28.077	49.740	34.403	180.6	17:02:37.601
14		2:10.521 P	30.720	51.564	48.237	154.7	17:04:48.122

**116** Giacomo Trebbi ITA

CHA							MC Motortecnica					
Lap	D	Time	Sector 1	Sector 2	Sector 3	T. Spd	Elapsed					
1		16:37:03.274	16:35:36.395	51.563	35.316	167.1	16:37:03.274					
2		1:52.862	27.993	49.731	35.138	181.5	16:38:56.136					
3		1:52.708	27.983	49.887	34.838	180.3	16:40:48.844					
4		1:52.091	27.832	49.536	34.723	172.2	16:42:40.935					
5		2:08.689 P	28.218	52.213	48.258	181.8	16:44:49.624					
6		4:34.357	3:00.082	59.888	34.387	147.7	16:49:23.981					
7		1:51.602	28.131	49.166	34.305	183.6	16:51:15.583					
8		1:50.821	27.428	48.930	34.463	185.8	16:53:06.404					
9		1:52.488	28.818	49.274	34.396	167.4	16:54:58.892					
10		1:50.791	27.738	48.790	34.263	183.9	16:56:49.683					
11		1:50.863	27.717	48.944	34.202	183.6	16:58:40.546					
12		1:50.874	27.612	48.859	34.403	182.7	17:00:31.420					
13		1:50.721	27.750	48.887	34.084	184.3	17:02:22.141					
14		2:10.290 P	29.417	50.502	50.371	143.8	17:04:32.431					







**Red Bull Ring**  
**Clio Cup Series**  
**Pre-Event Collective Test 2**  
**Lap Analysis**

# CLIO CUP

## SERIES

**125**

Jerzy Spinkiewicz

EUR & ITA

UNIQ Racing

Lap	D	Time	Sector 1	Sector 2	Sector 3	T. Spd	Elapsed
1		16:37:37.998	16:36:05.631	54.328	38.039	151.2	16:37:37.998
2		1:51.131	27.995	48.813	34.323	180.9	16:39:29.129
3		1:50.339	27.771	48.499	34.069	180.6	16:41:19.468
4		1:50.514	27.270	48.704	34.540	183.6	16:43:09.982
5		3:39.334 P	28.869	1:30.654	1:39.811	131.7	16:46:49.316
6		3:04.824	1:41.207	49.483	34.134	176.4	16:49:54.140
7		1:50.026	27.655	48.357	34.014	181.5	16:51:44.166
8		1:50.592	28.221	48.478	33.893	179.7	16:53:34.758
9		1:50.402	27.598	48.732	34.072	182.7	16:55:25.160
10		1:50.727	27.799	48.334	34.594	180.9	16:57:15.887
11		1:50.986	28.128	48.742	34.116	181.2	16:59:06.873
12		1:58.504 P	27.833	48.545	42.126	180.0	17:01:05.377
13		2:30.548	1:07.702	48.912	33.934	174.4	17:03:35.925
14		2:11.195 P	29.028	53.038	49.129	150.6	17:05:47.120

**199**

Alejandro Schimpf

EUR & ESP

CHA

AST Competition

Lap	D	Time	Sector 1	Sector 2	Sector 3	T. Spd	Elapsed
1		16:38:28.712	16:36:49.929	1:00.002	38.781	123.8	16:38:28.712
2		2:08.941	35.657	57.133	36.151	104.2	16:40:37.653
3		2:06.795	37.636	54.271	34.888	95.1	16:42:44.448
4		2:11.058 P	27.969	54.429	48.660	180.0	16:44:55.506
5		4:43.664	3:19.585	49.319	34.760	176.4	16:49:39.170
6		1:51.248	27.957	48.926	34.365	181.8	16:51:30.418
7		1:52.582	28.142	49.323	35.117	183.0	16:53:23.000
8		1:51.092	27.894	48.960	34.238	182.7	16:55:14.092
9		1:52.309	28.108	49.461	34.740	182.4	16:57:06.401
10		1:53.762	27.615	51.640	34.507	182.4	16:59:00.163
11		1:59.895 P	27.981	49.099	42.815	180.0	17:01:00.058

**211**

Nikola Mijjkovic

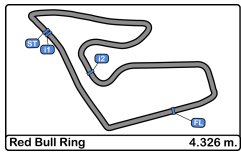
EUR & MID

CHA

Tempo Racing Team

Lap	D	Time	Sector 1	Sector 2	Sector 3	T. Spd	Elapsed
1		16:37:24.900	16:35:56.743	52.142	36.015	169.0	16:37:24.900
2		1:53.791	28.602	49.921	35.268	180.9	16:39:18.691
3		1:52.015	28.240	49.301	34.474	178.5	16:41:10.706
4		1:51.550	27.850	49.061	34.639	180.0	16:43:02.256
5		3:36.499 P	29.759	1:33.644	1:33.096	118.1	16:46:38.755
6		2:39.952	1:12.487	52.582	34.883	148.5	16:49:18.707
7		2:16.513 P	28.252	53.823	54.438	178.2	16:51:35.220
8		4:12.341	2:46.507	51.120	34.714	174.7	16:55:47.561
9		1:51.276	27.939	49.025	34.312	178.8	16:57:38.837
10		1:50.889	28.053	48.589	34.247	178.5	16:59:29.726
11		1:51.070	27.856	48.905	34.309	180.0	17:01:20.796
12		1:51.119	28.118	48.520	34.481	179.1	17:03:11.915
13		2:54.090 P	47.529	1:06.781	59.780	80.8	17:06:06.005





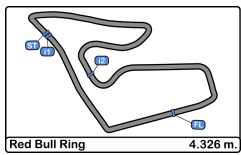
**Red Bull Ring**  
**Clio Cup Series**  
**Pre-Event Collective Test 2**  
**Best Sectors Results**

# CLIO CUP

## SERIES

Sector - 1			Sector - 2			Sector - 3			Ideal Lap vs Best Lap						
Clas	Nº	Driver	Time	Nº	Driver	Time	Nº	Driver	Time	Clas	Nº	Driver	Ideal Lap	Best Lap	Clas
1	12	Jerzy Spinkiewicz	27.270	15	David Pouget	48.294	105	Alessandro Brigatti	33.868	1	125	Jerzy Spinkiewicz	1:49.497	1:50.026	2
2	11	Giacomo Trebbi	27.428	125	Jerzy Spinkiewicz	48.334	125	Jerzy Spinkiewicz	33.893	2	12	Gabriele Torelli	1:49.777	1:49.885	1
3	12	Gabriele Torelli	27.441	107	Cristian Ricciarini	48.382	12	Gabriele Torelli	33.913	3	105	Alessandro Brigatti	1:49.912	1:50.358	6
4	10	Alessandro Brigatti	27.526	12	Gabriele Torelli	48.423	82	Jacopo Giuseppe Cimenès	33.989	4	107	Cristian Ricciarini	1:50.012	1:50.071	3
5	82	Jacopo Giuseppe Cimenès	27.562	82	Jacopo Giuseppe Cimenès	48.463	43	Damiano Puccetti	33.989	5	82	Jacopo Giuseppe Cimenès	1:50.014	1:50.181	5
6	10	Cristian Ricciarini	27.586	105	Alessandro Brigatti	48.518	15	David Pouget	34.002	6	15	David Pouget	1:50.069	1:50.149	4
7	1	Anthony Jurado	27.590	211	Nikola Miljkovic	48.520	5	Nicolas Milan	34.024	7	1	Anthony Jurado	1:50.254	1:50.720	10
8	19	Alejandro Schimpf	27.615	4	Julien Baziret	48.523	107	Cristian Ricciarini	34.044	8	116	Giacomo Trebbi	1:50.302	1:50.721	11
9	11	Adrian Schimpf	27.655	1	Anthony Jurado	48.528	116	Giacomo Trebbi	34.084	9	43	Damiano Puccetti	1:50.363	1:50.568	8
10	10	Francesco Savoia	27.656	5	Nicolas Milan	48.542	27	Federico Danova	34.109	10	5	Nicolas Milan	1:50.395	1:50.543	7
11	84	Mattia Lancellotti	27.666	43	Damiano Puccetti	48.620	1	Anthony Jurado	34.136	11	4	Julien Baziret	1:50.482	1:50.676	9
12	21	Stephan Polderman	27.670	27	Federico Danova	48.633	122	Ludovico Longoni	34.157	12	91	Luca Franca	1:50.614	1:50.961	15
13	91	Luca Franca	27.696	91	Luca Franca	48.644	4	Julien Baziret	34.195	13	211	Nikola Miljkovic	1:50.617	1:50.889	14
14	19	Gianalberto Coldani	27.740	55	René Steemetz	48.682	19	Gianalberto Coldani	34.198	14	27	Federico Danova	1:50.695	1:50.836	12
15	43	Damiano Puccetti	27.754	9	Andreas Stucki	48.724	113	Adrian Schimpf	34.228	15	113	Adrian Schimpf	1:50.704	1:50.886	13
16	4	Julien Baziret	27.764	21	Stephan Polderman	48.756	199	Alejandro Schimpf	34.238	16	21	Stephan Polderman	1:50.751	1:51.059	17
17	15	David Pouget	27.773	116	Giacomo Trebbi	48.790	211	Nikola Miljkovic	34.247	17	199	Alejandro Schimpf	1:50.779	1:51.092	19
18	60	Leonardo Arduini	27.775	109	Francesco Savoia	48.800	60	Leonardo Arduini	34.264	18	109	Francesco Savoia	1:50.833	1:51.062	18
19	99	Guillaume Maio	27.793	69	Quinto Stefana	48.800	95	Adam Sascha	34.267	19	19	Gianalberto Coldani	1:50.843	1:51.139	20
20	12	Ludovico Longoni	27.805	113	Adrian Schimpf	48.821	16	Lionel Viguier	34.271	20	60	Leonardo Arduini	1:50.932	1:51.058	16
21	95	Adam Sascha	27.814	16	Lionel Viguier	48.860	91	Luca Franca	34.274	21	95	Adam Sascha	1:50.964	1:51.235	21
22	5	Nicolas Milan	27.829	95	Adam Sascha	48.883	69	Quinto Stefana	34.312	22	122	Ludovico Longoni	1:50.969	1:51.407	26
23	21	Nikola Miljkovic	27.850	60	Leonardo Arduini	48.893	21	Stephan Polderman	34.325	23	55	René Steemetz	1:51.006	1:51.343	24
24	30	Alex Lancellotti	27.867	19	Gianalberto Coldani	48.905	30	Alex Lancellotti	34.355	24	16	Lionel Viguier	1:51.023	1:51.297	22
25	16	Lionel Viguier	27.892	199	Alejandro Schimpf	48.926	99	Guillaume Maio	34.366	25	69	Quinto Stefana	1:51.080	1:51.410	27
26	27	Federico Danova	27.953	99	Guillaume Maio	48.942	55	René Steemetz	34.368	26	99	Guillaume Maio	1:51.101	1:51.419	28
27	55	René Steemetz	27.956	53	Due	48.986	84	Mattia Lancellotti	34.372	27	9	Andreas Stucki	1:51.144	1:51.379	25
28	38	Alessio Alcidi	27.966	30	Alex Lancellotti	48.993	109	Francesco Savoia	34.377	28	30	Alex Lancellotti	1:51.215	1:51.307	23
29	69	Quinto Stefana	27.968	122	Ludovico Longoni	49.007	9	Andreas Stucki	34.382	29	84	Mattia Lancellotti	1:51.440	1:51.823	30
30	53	Due	28.013	39	Alessandro Alcidi	49.161	38	Alessio Alcidi	34.436	30	38	Alessio Alcidi	1:51.605	1:51.767	29
31	10	Francesco Miotto	28.015	38	Alessio Alcidi	49.203	39	Alessandro Alcidi	34.504	31	53	Due	1:51.646	1:51.903	31
32	9	Andreas Stucki	28.038	73	Sandro Cutini	49.221	118	Francesco Pagano	34.591	32	39	Alessandro Alcidi	1:51.746	1:51.990	33
33	39	Alessandro Alcidi	28.081	103	Francesco Miotto	49.328	3	Daniel Nyffeler	34.624	33	103	Francesco Miotto	1:51.970	1:51.970	32
34	12	Davide Gaggianesi	28.107	121	Davide Gaggianesi	49.364	103	Francesco Miotto	34.627	34	73	Sandro Cutini	1:52.109	1:52.227	34
35	3	Daniel Nyffeler	28.153	118	Francesco Pagano	49.377	53	Due	34.647	35	121	Davide Gaggianesi	1:52.180	1:52.412	36
36	73	Sandro Cutini	28.192	84	Mattia Lancellotti	49.402	73	Sandro Cutini	34.696	36	3	Daniel Nyffeler	1:52.249	1:52.404	35
37	11	Francesco Pagano	28.301	3	Daniel Nyffeler	49.472	121	Davide Gaggianesi	34.709	37	118	Francesco Pagano	1:52.269	1:52.654	37
38	17	Daniele Pasquali	28.653	17	Daniele Pasquali	50.178	17	Daniele Pasquali	35.194	38	17	Daniele Pasquali	1:54.025	1:54.364	38
39	14	Udo Brunner	29.412	14	Udo Brunner	52.127	14	Udo Brunner	38.763	39	14	Udo Brunner	2:00.302	2:00.302	39





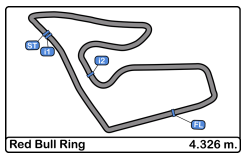
**Red Bull Ring**  
**Clio Cup Series**  
**Pre-Event Collective Test 2**  
**Best 5 Lap Times**

# CLIO CUP

## SERIES

Cls	N°	Driver	Nat	Cat	Cls	Team	Nat	Group	Best 1		Best 2		Best 3		Best 4		Best 5	
									Time	Lap	Time	Lap	Time	Lap	Time	Lap	Time	Lap
1	12	Gabriele Torelli	ITA			Rangoni Corse	ITA	EUR & MID	1:49.885	6	1:50.327	8	1:50.640	7	1:50.731	3	1:52.620	2
2	125	Jerzy Spinkiewicz	POL			UNIQ Racing	POL	EUR & ITA	1:50.026	7	1:50.339	3	1:50.402	9	1:50.514	4	1:50.592	8
3	107	Cristian Ricciarini	ITA			ESSECORSE	ITA	EUR & ITA	1:50.071	8	1:50.222	7	1:50.357	10	1:50.636	9	1:50.991	6
4	15	David Pouget	FRA			GPA Racing	FRA	EUR & FRA	1:50.149	13	1:50.253	9	1:50.310	8	1:50.443	10	1:50.662	7
5	82	Jacopo Giuseppe	ITA	CHA	1	ESSECORSE	ITA	EUR & ITA	1:50.181	10	1:50.353	9	1:50.635	3	1:50.755	4	1:50.793	8
6	105	Alessandro Brigatti	ITA	CHA	2	PROGETTO E20	ITA	ITA	1:50.358	11	1:50.442	8	1:50.471	9	1:50.668	7	1:50.995	4
7	5	Nicolas Milan	FRA			Milan Competition	FRA	EUR & FRA	1:50.543	9	1:50.987	8	1:51.233	12	1:51.734	10	1:51.745	4
8	43	Damiano Puccetti	ITA	CHA	3	Rangoni Corse	ITA	EUR & MID	1:50.568	9	1:50.765	8	1:51.101	6	1:51.227	3	1:51.556	7
9	4	Julien Baziret	FRA	CHA	4	Baziret Sport	FRA	EUR & MID	1:50.676	11	1:50.769	13	1:50.824	10	1:51.152	9	1:51.418	12
10	1	Anthony Jurado	FRA			Milan Competition	FRA	EUR & MID	1:50.720	7	1:50.792	11	1:50.792	12	1:50.889	9	1:50.946	4
11	116	Giacomo Trebbi	ITA	CHA	5	MC Motor Tecnica	ITA	ITA	1:50.721	13	1:50.791	10	1:50.821	8	1:50.863	11	1:50.874	12
12	27	Federico Danova	ITA	CHA	6	ESSECORSE	ITA	ITA	1:50.836	3	1:52.458	2	1:52.701	4	1:59.889	9	2:00.181	7
13	113	Adrian Schimpf	ESP	CHA	7	AST Competition	ESP	EUR & ESP	1:50.886	7	1:50.922	5	1:51.097	10	1:51.132	6	1:51.208	8
14	211	Nikola Miljkovic	SRB	CHA	8	Tempo Racing Team	SRB	EUR & MID	1:50.889	10	1:51.070	11	1:51.119	12	1:51.276	9	1:51.550	4
15	91	Luca Franca	ITA	RAC	1	MC Motor Tecnica	ITA	EUR & ITA	1:50.961	12	1:50.979	8	1:51.385	3	1:51.453	11	1:51.668	4
16	60	Leonardo Arduini	ITA	CHA	9	MC Motor Tecnica	ITA	EUR & ITA	1:51.058	13	1:51.543	9	1:51.709	8	1:51.861	11	1:51.895	3
17	21	Stephan Polderman	NLD	RAC	2	AST Competition	ESP	EUR & MID	1:51.059	7	1:51.468	9	1:55.306	8	1:55.877	10	1:56.975	11
18	109	Francesco Savoia	ITA	CHA	10	PROGETTO E20	ITA	ITA	1:51.062	10	1:51.245	8	1:51.293	13	1:51.460	12	1:51.664	7
19	199	Alejandro Schimpf	ESP	CHA	11	AST Competition	ESP	EUR & ESP	1:51.092	8	1:51.248	6	1:52.309	9	1:52.582	7	1:53.762	10
20	19	Gianalberto Coldani	ITA	CHA	12	MC Motor Tecnica	ITA	ITA	1:51.139	11	1:51.207	12	1:51.238	13	1:51.367	9	1:51.668	10
21	95	Adam Sascha	ITA	CHA	13	SEVENHILLS	ITA	ITA	1:51.235	9	1:51.268	10	1:51.468	8	1:51.733	11	1:52.445	7
22	16	Lionel Viguier	FRA	RAC	3	T2CM	FRA	EUR & FRA	1:51.297	9	1:51.328	12	1:51.401	13	1:51.646	11	1:52.021	8
23	30	Alex Lancellotti	ITA	RAC	4	Faro Racing	ITA	EUR & ITA	1:51.307	13	1:51.435	12	1:51.454	11	1:51.775	9	1:51.959	7
24	55	René Steemetz	NLD	RAC	5	AST Competition	ESP	EUR & MID	1:51.343	8	1:51.421	9	1:51.458	11	1:51.767	12	1:52.739	7
25	9	Andreas Stucki	CHE			Stucki Motorsport	CHE	MID	1:51.379	9	1:51.607	10	1:51.679	12	1:51.763	7	1:51.890	11
26	122	Ludovico Longoni	ITA	CHA	14	MC Motor Tecnica	ITA	EUR & ITA	1:51.407	10	1:51.792	12	1:51.796	9	1:52.119	8	1:52.133	4
27	69	Quinto Stefana	ITA	RAC	6	Milan Competition	FRA	EUR	1:51.410	9	1:51.578	3	1:51.666	4	1:51.827	7	1:51.900	8
28	99	Guillaume Maio	FRA	CHA	15	GM Sport	FRA	EUR & MID	1:51.419	10	1:51.502	11	1:51.845	9	1:52.066	8	1:52.163	4
29	38	Alessio Alcidi	ITA	CHA	16	Tuder Motorsport	ITA	ITA	1:51.767	9	1:51.799	10	1:52.005	7	1:52.058	11	1:52.374	8
30	84	Mattia Lancellotti	ITA	CHA	17	Faro Racing	ITA	EUR & ITA	1:51.823	12	1:52.155	3	1:52.167	7	1:52.584	8	1:53.314	4
31	53	Due	ITA	RAC	7	Oregon Team	ITA	ITA	1:51.903	13	1:52.038	9	1:52.119	8	1:52.147	12	1:52.517	10
32	103	Francesco Miotto	ITA	CHA	18	PROGETTO E20	ITA	ITA	1:51.970	9	1:52.122	12	1:53.398	2	1:53.833	7	1:54.541	3
33	39	Alessandro Alcidi	ITA	RAC	8	Tuder Motorsport	ITA	ITA	1:51.990	11	1:52.391	8	1:52.400	10	1:53.259	9	1:53.364	7
34	73	Sandro Cutini	ITA	RAC	9	Faro Racing	ITA	ITA	1:52.227	11	1:52.676	4	1:52.710	3	1:52.746	10	1:52.756	13
35	3	Daniel Nyffeler	CHE	CHA	19	Stucki Motorsport	CHE	MID	1:52.404	9	1:52.745	12	1:52.876	7	1:52.882	8	1:53.575	3
36	121	Davide Gaggianesi	ITA	RAC	10	Faro Racing	ITA	ITA	1:52.412	12	1:52.530	9	1:52.649	11	1:52.921	7	1:53.502	10
37	118	Francesco Pagano	ITA	CHA	20	Costa Ovest	ITA	ITA	1:52.654	5	1:54.991	2	5:50.393	4	11:24.04	3		
38	17	Daniele Pasquali	ITA	RAC	11	Tuder Motorsport	ITA	EUR & ITA	1:54.364	6	1:54.529	7	1:54.993	10	1:56.129	5	1:57.976	2
39	14	Udo Brunner	DEU	RAC	12	LCB Racing	DEU	EUR	2:00.302	11	2:01.236	8	2:01.271	3	2:01.400	10	2:01.432	9





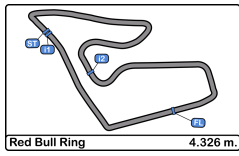
**Red Bull Ring**  
**Clio Cup Series**  
**Pre-Event Collective Test 2**  
**Best 5 Top Speeds**

# CLIO CUP

## SERIES

Clas	N°	Driver	Nat	Cat	Cls	Team	Nat	Group	Top 1		Top 2		Top 3		Top 4		Top 5		Avg
									Km/h	Lap	Km/h	Lap	Km/h	Lap	Km/h	Lap	Km/h	Lap	
1	116	Giacomo Trebbi	ITA	CHA	1	MC Motortecnica	ITA	ITA	185.8	8	184.3	13	183.9	10	183.6	7	183.6	11	184.3
2	16	Lionel Viguiet	FRA	RAC	1	T2CM	FRA	EUR & FRA	185.5	7	182.7	11	182.4	13	182.1	3	181.8	12	182.9
3	15	David Pouget	FRA			GPA Racing	FRA	EUR & FRA	185.2	4	183.6	2	183.3	7	182.1	9	182.1	13	183.3
4	60	Leonardo Arduini	ITA	CHA	2	MC Motortecnica	ITA	EUR & ITA	184.6	7	182.4	3	182.4	5	181.8	2	181.8	8	182.6
5	109	Francesco Savoia	ITA	CHA	3	PROGETTO E20	ITA	ITA	184.6	10	183.0	7	182.7	4	182.7	12	182.7	13	183.1
6	21	Stephan Polderman	NLD	RAC	2	AST Competition	ESP	EUR & MID	184.3	9	183.3	7	182.4	10	182.1	4	181.8	8	182.8
7	69	Quinto Stefana	ITA	RAC	3	Milan Competition	FRA	EUR	184.3	7	182.7	10	182.4	8	181.8	3	181.5	9	182.5
8	82	Jacopo Giuseppe	ITA	CHA	4	ESSECORSE	ITA	EUR & ITA	184.3	3	184.3	4	183.6	2	183.3	7	180.3	11	183.1
9	107	Cristian Ricciarini	ITA			ESSECORSE	ITA	EUR & ITA	184.3	4	183.6	2	179.4	8	179.4	11	179.1	7	181.1
10	1	Anthony Jurado	FRA			Milan Competition	FRA	EUR & MID	183.9	7	183.0	4	182.1	3	181.8	10	181.5	9	182.4
11	12	Gabriele Torelli	ITA			Rangoni Corse	ITA	EUR & MID	183.9	6	183.6	8	181.5	9	181.2	7	180.3	4	182.1
12	53	Due	ITA	RAC	4	Oregon Team	ITA	ITA	183.9	12	182.4	3	181.2	9	180.6	10	180.3	8	181.7
13	95	Adam Sascha	ITA	CHA	5	SEVENHILLS	ITA	ITA	183.9	6	182.7	7	180.6	8	180.3	11	180.0	9	181.5
14	105	Alessandro Brigatti	ITA	CHA	6	PROGETTO E20	ITA	ITA	183.9	4	183.3	11	182.7	3	181.8	7	181.5	2	182.6
15	43	Damiano Puccetti	ITA	CHA	7	Rangoni Corse	ITA	EUR & MID	183.6	10	183.0	8	181.8	9	181.2	6	180.9	3	182.1
16	91	Luca Franca	ITA	RAC	5	MC Motortecnica	ITA	EUR & ITA	183.6	3	181.5	9	180.9	4	180.3	8	179.4	7	181.1
17	113	Adrian Schimpf	ESP	CHA	8	AST Competition	ESP	EUR & ESP	183.6	7	183.3	10	183.0	5	182.7	6	180.6	9	182.6
18	125	Jerzy Spinkiewicz	POL			UNIQ Racing	POL	EUR & ITA	183.6	4	182.7	9	181.5	7	181.2	11	180.9	2	182.0
19	5	Nicolas Milan	FRA			Milan Competition	FRA	EUR & FRA	183.3	9	183.3	10	182.7	11	181.8	12	181.5	8	182.5
20	38	Alessio Alcidi	ITA	CHA	9	Tuder Motorsport	ITA	ITA	183.0	7	182.4	2	181.2	11	180.9	8	180.9	9	181.7
21	84	Mattia Lancellotti	ITA	CHA	10	Faro Racing	ITA	EUR & ITA	183.0	11	181.8	8	181.5	7	181.2	12	180.3	3	181.5
22	199	Alejandro Schimpf	ESP	CHA	11	AST Competition	ESP	EUR & ESP	183.0	7	182.7	8	182.4	9	182.4	10	181.8	6	182.4
23	19	Gianalberto Coldani	ITA	CHA	12	MC Motortecnica	ITA	ITA	182.7	3	182.7	5	182.1	8	180.3	2	180.0	7	181.5
24	30	Alex Lancellotti	ITA	RAC	6	Faro Racing	ITA	EUR & ITA	182.7	13	182.1	11	181.5	5	181.5	8	181.2	7	181.8
25	103	Francesco Miotto	ITA	CHA	13	PROGETTO E20	ITA	ITA	182.7	2	181.5	3	181.5	7	181.2	9	181.2	12	181.6
26	122	Ludovico Longoni	ITA	CHA	14	MC Motortecnica	ITA	EUR & ITA	182.7	11	182.1	7	181.2	8	181.2	12	180.6	13	181.5
27	27	Federico Danova	ITA	CHA	15	ESSECORSE	ITA	ITA	182.4	3	181.5	2	180.3	9	178.5	6	178.5	7	180.2
28	39	Alessandro Alcidi	ITA	RAC	7	Tuder Motorsport	ITA	ITA	182.1	8	181.8	10	181.2	2	180.9	11	180.6	9	181.3
29	121	Davide Gaggianesi	ITA	RAC	8	Faro Racing	ITA	ITA	182.1	10	180.3	3	180.0	9	179.4	7	179.1	12	180.1
30	99	Guillaume Maio	FRA	CHA	16	GM Sport	FRA	EUR & MID	181.8	10	181.8	12	181.2	11	180.6	2	180.0	7	181.0
31	4	Julien Baziret	FRA	CHA	17	Baziret Sport	FRA	EUR & MID	181.5	4	180.9	9	180.6	3	180.6	8	180.0	7	180.7
32	9	Andreas Stucki	CHE			Stucki Motorsport	CHE	MID	181.5	12	180.6	7	180.6	11	180.0	10	179.7	9	180.4
33	118	Francesco Pagano	ITA	CHA	18	Costa Ovest	ITA	ITA	181.5	2	170.6	5	165.1	4	148.9	1	131.3	3	159.5
34	55	René Steemetz	NLD	RAC	9	AST Competition	ESP	EUR & MID	181.2	8	180.3	6	180.3	7	180.0	10	180.0	11	180.3
35	211	Nikola Miljkovic	SRB	CHA	19	Tempo Racing Team	SRB	EUR & MID	180.9	2	180.0	4	180.0	11	179.1	12	178.8	9	179.7
36	73	Sandro Cutini	ITA	RAC	10	Faro Racing	ITA	ITA	180.3	7	178.8	8	178.5	11	178.2	13	177.9	6	178.7
37	3	Daniel Nyffeler	CHE	CHA	20	Stucki Motorsport	CHE	MID	179.4	8	179.1	7	179.1	9	178.8	2	178.8	10	179.0
38	17	Daniele Pasquali	ITA	RAC	11	Tuder Motorsport	ITA	EUR & ITA	177.9	2	177.3	10	175.8	3	175.6	8	173.0	7	175.9
39	14	Udo Brunner	DEU	RAC	12	LCB Racing	DEU	EUR	175.8	3	175.3	4	174.4	2	174.4	6	173.6	8	174.7





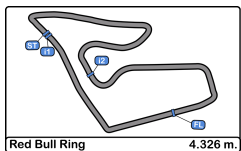
Red Bull Ring  
 Clio Cup Series  
 Pre-Event Collective Test 2  
 Fastest Laps Sequence

# CLIO CUP

## SERIES

Lap	Time of Day	Session Time	N°	Driver	Nat	Cat	Team	Nat	Group	Time	Km/h
2	16:38:56.136	3:56.136	116	Giacomo Trebbi		CHA	MC Motor Tecnica		ITA	1:52.862	137.9
2	16:38:56.253	3:56.253	60	Leonardo Arduini		CHA	MC Motor Tecnica		EUR & ITA	1:52.300	138.6
2	16:39:05.218	4:05.218	105	Alessandro Brigatti		CHA	PROGETTO E20		ITA	1:51.478	139.7
2	16:39:29.129	4:29.129	125	Jerzy Spinkiewicz			UNIQ Racing		EUR & ITA	1:51.131	140.1
3	16:40:56.220	5:56.220	105	Alessandro Brigatti		CHA	PROGETTO E20		ITA	1:51.002	140.3
3	16:41:19.468	6:19.468	125	Jerzy Spinkiewicz			UNIQ Racing		EUR & ITA	1:50.339	141.1
6	16:51:41.979	16:41.979	12	Gabriele Torelli			Rangoni Corse		EUR & MID	1:49.885	141.7





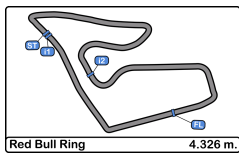
**Red Bull Ring**  
**Clio Cup Series**  
**Pre-Event Collective Test 2**  
**Event Best Maximum Speed**

# CLIO CUP

## SERIES

N°	Driver	Nat	Cat	Clas	Team	Nat	Group	Km/h	Session
116	Giacomo Trebbi	ITA	CHA	1	MC Motor Tecnica	ITA	ITA	185.8	Pre-Event Collective Test 2
16	Lionel Viguiet	FRA	RAC	1	T2CM	FRA	EUR & FRA	185.5	Pre-Event Collective Test 2
69	Quinto Stefana	ITA	RAC	2	Milan Competition	FRA	EUR	185.2	Pre-Event Collective Test 1
91	Luca Franca	ITA	RAC	3	MC Motor Tecnica	ITA	EUR & ITA	185.2	Pre-Event Collective Test 1
15	David Pouget	FRA			GPA Racing	FRA	EUR & FRA	185.2	Pre-Event Collective Test 2
125	Jerzy Spinkiewicz	POL			UNIQ Racing	POL	EUR & ITA	184.9	Pre-Event Collective Test 1
27	Federico Danova	ITA	CHA	2	ESSECORSE	ITA	ITA	184.9	Pre-Event Collective Test 1
82	Jacopo Giuseppe Cimenos	ITA	CHA	3	ESSECORSE	ITA	EUR & ITA	184.6	Pre-Event Collective Test 1
5	Nicolas Milan	FRA			Milan Competition	FRA	EUR & FRA	184.6	Pre-Event Collective Test 1
60	Leonardo Arduini	ITA	CHA	4	MC Motor Tecnica	ITA	EUR & ITA	184.6	Pre-Event Collective Test 2
109	Francesco Savoia	ITA	CHA	5	PROGETTO E20	ITA	ITA	184.6	Pre-Event Collective Test 2
107	Cristian Ricciarini	ITA			ESSECORSE	ITA	EUR & ITA	184.3	Pre-Event Collective Test 2
21	Stephan Polderman	NLD	RAC	4	AST Competition	ESP	EUR & MID	184.3	Pre-Event Collective Test 2
105	Alessandro Brigatti	ITA	CHA	6	PROGETTO E20	ITA	ITA	183.9	Pre-Event Collective Test 2
95	Adam Sascha	ITA	CHA	7	SEVENHILLS	ITA	ITA	183.9	Pre-Event Collective Test 2
1	Anthony Jurado	FRA			Milan Competition	FRA	EUR & MID	183.9	Pre-Event Collective Test 2
12	Gabriele Torelli	ITA			Rangoni Corse	ITA	EUR & MID	183.9	Pre-Event Collective Test 2
53	Due	ITA	RAC	5	Oregon Team	ITA	ITA	183.9	Pre-Event Collective Test 2
103	Francesco Miotto	ITA	CHA	8	PROGETTO E20	ITA	ITA	183.6	Pre-Event Collective Test 1
113	Adrian Schimpf	ESP	CHA	9	AST Competition	ESP	EUR & ESP	183.6	Pre-Event Collective Test 2
43	Damiano Puccetti	ITA	CHA	10	Rangoni Corse	ITA	EUR & MID	183.6	Pre-Event Collective Test 2
73	Sandro Cutini	ITA	RAC	6	Faro Racing	ITA	ITA	183.0	Pre-Event Collective Test 1
38	Alessio Alcidi	ITA	CHA	11	Tuder Motorsport	ITA	ITA	183.0	Pre-Event Collective Test 2
199	Alejandro Schimpf	ESP	CHA	12	AST Competition	ESP	EUR & ESP	183.0	Pre-Event Collective Test 2
84	Mattia Lancellotti	ITA	CHA	13	Faro Racing	ITA	EUR & ITA	183.0	Pre-Event Collective Test 2
19	Gianalberto Coldani	ITA	CHA	14	MC Motor Tecnica	ITA	ITA	182.7	Pre-Event Collective Test 2
122	Ludovico Longoni	ITA	CHA	15	MC Motor Tecnica	ITA	EUR & ITA	182.7	Pre-Event Collective Test 2
30	Alex Lancellotti	ITA	RAC	7	Faro Racing	ITA	EUR & ITA	182.7	Pre-Event Collective Test 2
211	Nikola Miljkovic	SRB	CHA	16	Tempo Racing Team	SRB	EUR & MID	182.4	Pre-Event Collective Test 1
4	Julien Baziret	FRA	CHA	17	Baziret Sport	FRA	EUR & MID	182.4	Pre-Event Collective Test 1
39	Alessandro Alcidi	ITA	RAC	8	Tuder Motorsport	ITA	ITA	182.1	Pre-Event Collective Test 2
121	Davide Gaggianesi	ITA	RAC	9	Faro Racing	ITA	ITA	182.1	Pre-Event Collective Test 2
99	Guillaume Maio	FRA	CHA	18	GM Sport	FRA	EUR & MID	181.8	Pre-Event Collective Test 2
9	Andreas Stucki	CHE			Stucki Motorsport	CHE	MID	181.5	Pre-Event Collective Test 1
118	Francesco Pagano	ITA	CHA	19	Costa Ovest	ITA	ITA	181.5	Pre-Event Collective Test 2
55	René Steemetz	NLD	RAC	10	AST Competition	ESP	EUR & MID	181.2	Pre-Event Collective Test 2
17	Daniele Pasquali	ITA	RAC	11	Tuder Motorsport	ITA	EUR & ITA	179.4	Pre-Event Collective Test 1
3	Daniel Nyffeler	CHE	CHA	20	Stucki Motorsport	CHE	MID	179.4	Pre-Event Collective Test 1
14	Udo Brunner	DEU	RAC	12	LCB Racing	DEU	EUR	177.0	Pre-Event Collective Test 1





**Red Bull Ring**  
**Clio Cup Series**  
**Pre-Event Collective Test 2**  
**Pit Stop Analysis**

# CLIO CUP

## SERIES

**1** Anthony Jurado EUR & MID

Milan Competition

N°	In Day Time	In Time	Out Time	Pit Time	T. Pit Time	Handicap	Diff.
1	16:46:58.102	16:46:58.102	16:47:42.579	44.477	44.477		

**3** Daniel Nyffeler MID

CHA Stucki Motorsport

N°	In Day Time	In Time	Out Time	Pit Time	T. Pit Time	Handicap	Diff.
1	16:43:54.881	16:43:54.881	16:47:56.114	4:01.233	4:01.233		

**4** Julien Baziret EUR & MID

CHA Baziret Sport

N°	In Day Time	In Time	Out Time	Pit Time	T. Pit Time	Handicap	Diff.
1	16:46:37.940	16:46:37.940	16:47:23.575	45.635	45.635		

**5** Nicolas Milan EUR & FRA

Milan Competition

N°	In Day Time	In Time	Out Time	Pit Time	T. Pit Time	Handicap	Diff.
1	16:46:54.896	16:46:54.896	16:47:40.937	46.041	46.041		

**9** Andreas Stucki MID

Stucki Motorsport

N°	In Day Time	In Time	Out Time	Pit Time	T. Pit Time	Handicap	Diff.
1	16:43:51.657	16:43:51.657	16:47:52.219	4:00.562	4:00.562		

**12** Gabriele Torelli EUR & MID

Rangoni Corse

N°	In Day Time	In Time	Out Time	Pit Time	T. Pit Time	Handicap	Diff.
1	16:44:34.094	16:44:34.094	16:48:00.224	3:26.130	3:26.130		
2	16:57:13.741	16:57:13.741	17:00:35.529	3:21.788	6:47.918		

**14** Udo Brunner EUR

RAC LCB Racing

N°	In Day Time	In Time	Out Time	Pit Time	T. Pit Time	Handicap	Diff.
1	16:44:32.698	16:44:32.698	16:47:57.709	3:25.011	3:25.011		

**15** David Pouget EUR & FRA

GPA Racing

N°	In Day Time	In Time	Out Time	Pit Time	T. Pit Time	Handicap	Diff.
1	16:46:35.606	16:46:35.606	16:47:22.729	47.123	47.123		

**16** Lionel Viguier EUR & FRA

RAC T2CM

N°	In Day Time	In Time	Out Time	Pit Time	T. Pit Time	Handicap	Diff.
1	16:46:44.481	16:46:44.481	16:47:28.122	43.641	43.641		

**17** Daniele Pasquali EUR & ITA

RAC Tudor Motorsport

N°	In Day Time	In Time	Out Time	Pit Time	T. Pit Time	Handicap	Diff.
1	16:41:53.789	16:41:53.789	16:47:06.325	5:12.536	5:12.536		
2	16:56:44.976	16:56:44.976	16:58:24.478	1:39.502	6:52.038		

**19** Gianalberto Coldani ITA

CHA MC Motortecnica

N°	In Day Time	In Time	Out Time	Pit Time	T. Pit Time	Handicap	Diff.
1	16:44:47.317	16:44:47.317	16:47:12.897	2:25.580	2:25.580		

**21** Stephan Polderman EUR & MID

RAC AST Competition

N°	In Day Time	In Time	Out Time	Pit Time	T. Pit Time	Handicap	Diff.
1	16:44:53.690	16:44:53.690	16:47:48.860	2:55.170	2:55.170		

**27** Federico Danova ITA

CHA ESSECORSE

N°	In Day Time	In Time	Out Time	Pit Time	T. Pit Time	Handicap	Diff.
1	16:47:03.469	16:47:03.469	16:49:07.768	2:04.299	2:04.299		
2	16:52:54.393	16:52:54.393	16:53:37.147	42.754	2:47.053		

**30** Alex Lancellotti EUR & ITA

RAC Faro Racing

N°	In Day Time	In Time	Out Time	Pit Time	T. Pit Time	Handicap	Diff.
1	16:44:56.439	16:44:56.439	16:47:46.078	2:49.639	2:49.639		

**38** Alessio Alcidi ITA

CHA Tudor Motorsport

N°	In Day Time	In Time	Out Time	Pit Time	T. Pit Time	Handicap	Diff.
1	16:47:09.956	16:47:09.956	16:47:45.021	35.065	35.065		

**39** Alessandro Alcidi ITA

RAC Tudor Motorsport

N°	In Day Time	In Time	Out Time	Pit Time	T. Pit Time	Handicap	Diff.
1	16:41:52.351	16:41:52.351	16:47:37.727	5:45.376	5:45.376		

**43** Damiano Puccetti EUR & MID

CHA Rangoni Corse

N°	In Day Time	In Time	Out Time	Pit Time	T. Pit Time	Handicap	Diff.
1	16:44:35.309	16:44:35.309	16:48:01.279	3:25.970	3:25.970		

**53** Due ITA

RAC Oregon Team

N°	In Day Time	In Time	Out Time	Pit Time	T. Pit Time	Handicap	Diff.
1	16:45:10.543	16:45:10.543	16:47:50.946	2:40.403	2:40.403		

**55** René Steemetz EUR & MID

RAC AST Competition

N°	In Day Time	In Time	Out Time	Pit Time	T. Pit Time	Handicap	Diff.
1	16:45:09.087	16:45:09.087	16:47:09.275	2:00.188	2:00.188		

**60** Leonardo Arduini EUR & ITA

CHA MC Motortecnica

N°	In Day Time	In Time	Out Time	Pit Time	T. Pit Time	Handicap	Diff.
1	16:44:44.997	16:44:44.997	16:47:35.351	2:50.354	2:50.354		

**69** Quinto Stefana EUR

RAC Milan Competition

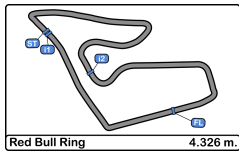
N°	In Day Time	In Time	Out Time	Pit Time	T. Pit Time	Handicap	Diff.
1	16:47:07.764	16:47:07.764	16:47:44.287	36.523	36.523		

**73** Sandro Cutini ITA

RAC Faro Racing

N°	In Day Time	In Time	Out Time	Pit Time	T. Pit Time	Handicap	Diff.
1	16:46:33.129	16:46:33.129	16:48:22.386	1:49.257	1:49.257		





**Red Bull Ring**  
**Clio Cup Series**  
**Pre-Event Collective Test 2**  
**Pit Stop Analysis**

**CLIO CUP**  
**SERIES**

**82** Jacopo Giuseppe Cimenes EUR & ITA  
 CHA ESSECORSE

N°	In Day Time	In Time	Out Time	Pit Time	T. Pit Time	Handicap	Diff.
1	16:47:00.598	16:47:00.598	16:49:06.039	2:05.441	2:05.441		

**84** Mattia Lancellotti EUR & ITA  
 CHA Faro Racing

N°	In Day Time	In Time	Out Time	Pit Time	T. Pit Time	Handicap	Diff.
1	16:44:55.307	16:44:55.307	16:47:20.654	2:25.347	2:25.347		
2	16:55:02.818	16:55:02.818	16:57:20.410	2:17.592	4:42.939		

**91** Luca Franca EUR & ITA  
 RAC MC Motortecnica

N°	In Day Time	In Time	Out Time	Pit Time	T. Pit Time	Handicap	Diff.
1	16:44:41.270	16:44:41.270	16:48:19.779	3:38.509	3:38.509		

**95** Adam Sascha ITA  
 CHA SEVENHILLS MOTORSPORT

N°	In Day Time	In Time	Out Time	Pit Time	T. Pit Time	Handicap	Diff.
1	16:42:08.924	16:42:08.924	16:43:15.290	1:06.366	1:06.366		
2	16:46:46.552	16:46:46.552	16:47:29.033	42.481	1:48.847		

**99** Guillaume Maio EUR & MID  
 CHA GM Sport

N°	In Day Time	In Time	Out Time	Pit Time	T. Pit Time	Handicap	Diff.
1	16:46:49.761	16:46:49.761	16:47:31.211	41.450	41.450		

**103** Francesco Miotto ITA  
 CHA PROGETTO E20 Motorsport

N°	In Day Time	In Time	Out Time	Pit Time	T. Pit Time	Handicap	Diff.
1	16:46:08.003	16:46:08.003	16:47:17.942	1:09.939	1:09.939		
2	16:57:12.447	16:57:12.447	16:58:55.257	1:42.810	2:52.749		

**105** Alessandro Brigatti ITA  
 CHA PROGETTO E20 Motorsport

N°	In Day Time	In Time	Out Time	Pit Time	T. Pit Time	Handicap	Diff.
1	16:44:59.136	16:44:59.136	16:47:27.157	2:28.021	2:28.021		

**107** Cristian Ricciarini EUR & ITA  
 ESSECORSE

N°	In Day Time	In Time	Out Time	Pit Time	T. Pit Time	Handicap	Diff.
1	16:39:30.052	16:39:30.052	16:41:01.681	1:31.629	1:31.629		
2	16:45:04.331	16:45:04.331	16:47:07.764	2:03.433	3:35.062		

**109** Francesco Savoia ITA  
 CHA PROGETTO E20 Motorsport

N°	In Day Time	In Time	Out Time	Pit Time	T. Pit Time	Handicap	Diff.
1	16:46:51.613	16:46:51.613	16:47:54.669	1:03.056	1:03.056		

**113** Adrian Schimpf EUR & ESP  
 CHA AST Competition

N°	In Day Time	In Time	Out Time	Pit Time	T. Pit Time	Handicap	Diff.
1	16:42:45.346	16:42:45.346	16:49:26.623	6:41.277	6:41.277		

**116** Giacomo Trebbi ITA  
 CHA MC Motortecnica

N°	In Day Time	In Time	Out Time	Pit Time	T. Pit Time	Handicap	Diff.
1	16:44:43.807	16:44:43.807	16:47:19.647	2:35.840	2:35.840		

**121** Davide Gaggianesi ITA  
 RAC Faro Racing

N°	In Day Time	In Time	Out Time	Pit Time	T. Pit Time	Handicap	Diff.
1	16:46:42.164	16:46:42.164	16:49:00.118	2:17.954	2:17.954		

**122** Ludovico Longoni EUR & ITA  
 CHA MC Motortecnica

N°	In Day Time	In Time	Out Time	Pit Time	T. Pit Time	Handicap	Diff.
1	16:45:05.796	16:45:05.796	16:47:13.730	2:07.934	2:07.934		

**125** Jerzy Spinkiewicz EUR & ITA  
 UNIQ Racing

N°	In Day Time	In Time	Out Time	Pit Time	T. Pit Time	Handicap	Diff.
1	16:46:39.696	16:46:39.696	16:48:02.535	1:22.839	1:22.839		
2	17:00:59.935	17:00:59.935	17:01:44.358	44.423	2:07.262		

**199** Alejandro Schimpf EUR & ESP  
 CHA AST Competition

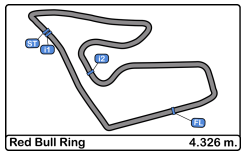
N°	In Day Time	In Time	Out Time	Pit Time	T. Pit Time	Handicap	Diff.
1	16:44:49.760	16:44:49.760	16:47:47.534	2:57.774	2:57.774		

**211** Nikola Miljkovic EUR & MID  
 CHA Tempo Racing Team

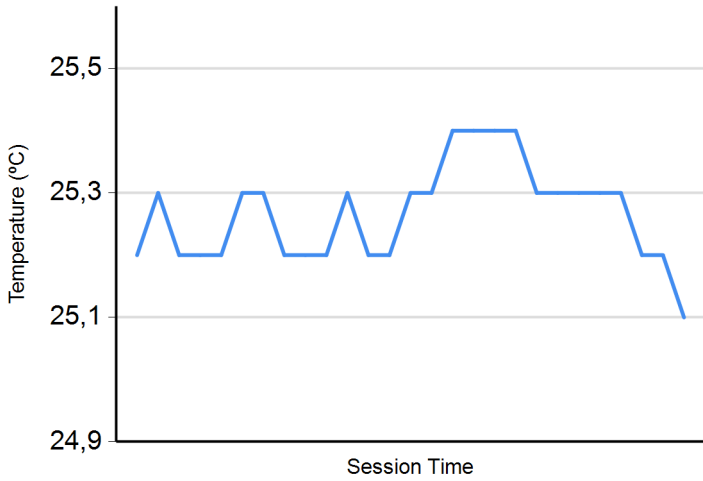
N°	In Day Time	In Time	Out Time	Pit Time	T. Pit Time	Handicap	Diff.
1	16:46:31.751	16:46:31.751	16:47:15.339	43.588	43.588		
2	16:51:29.600	16:51:29.600	16:53:47.502	2:17.902	3:01.490		



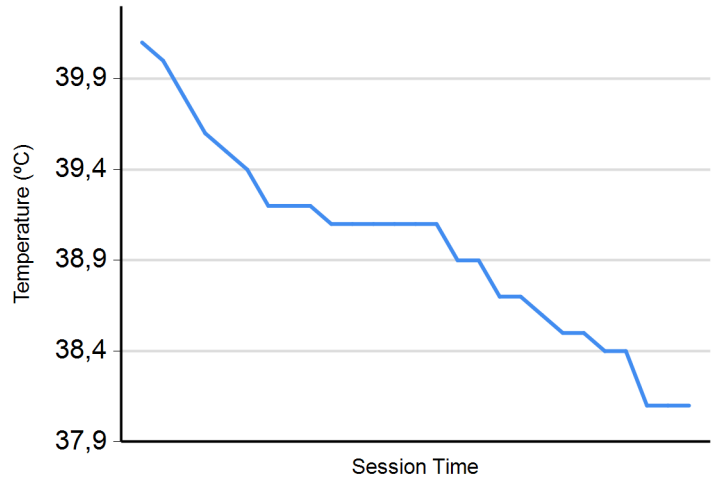




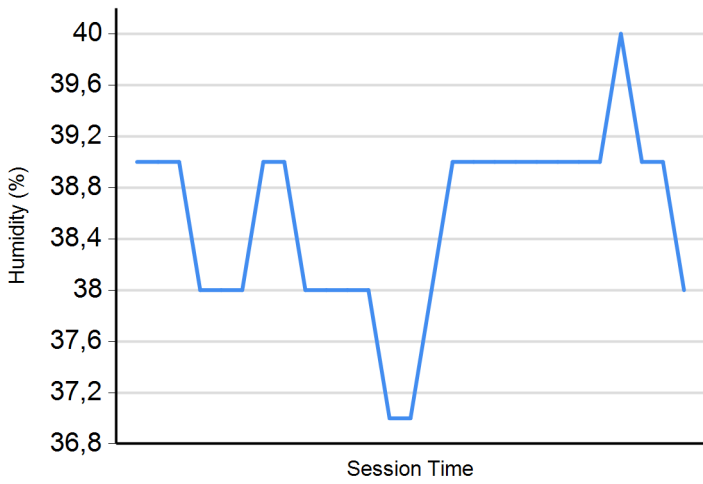
**Air Temperature**



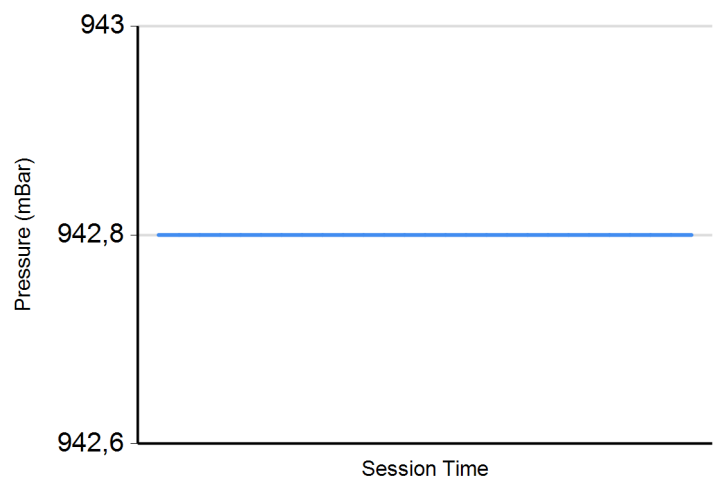
**Track Temperature**



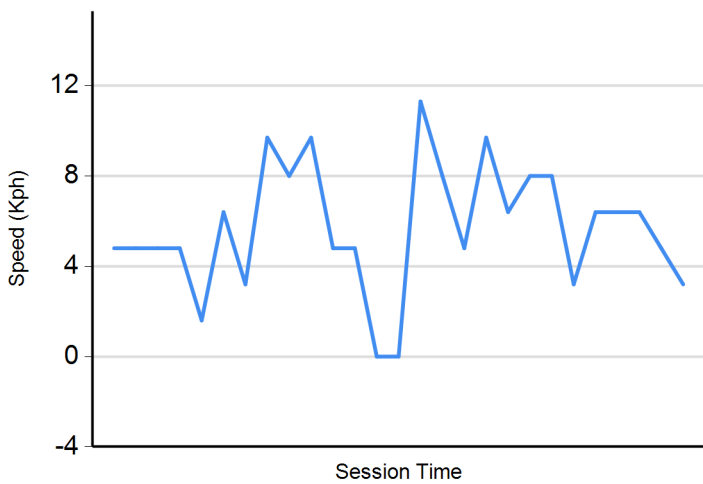
**Humidity**



**Pressure**

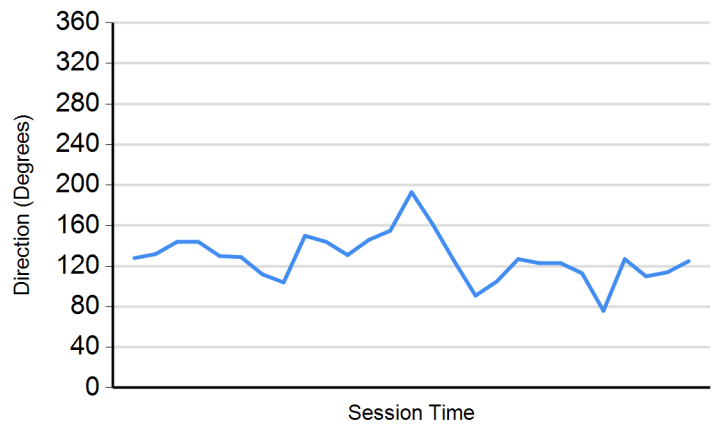


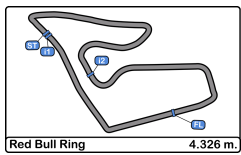
**Wind Speed**



**Wind direction**

North = 0°/360° Est = 90° South = 180° West = 270°





**Red Bull Ring**  
**Clio Cup Series**  
**Pre-Event Collective Test 1 - 2**  
**Combined Results**

# CLIO CUP

## SERIES

Cls	N°	Driver	Nat	Cat	Clas	Team	Nat	Group	Laps	PCT1	PCT2	Best	Gap	Interval	Km/h		
1	12	Gabriele Torelli	ITA			Rangoni Corse	ITA	EUR & MID	19	1:50.015	6	1:49.885	6	1:49.885	141.7		
2	12	Jerzy Spinkiewicz	POL			UNIQ Racing	POL	EUR & ITA	29	1:50.699	6	1:50.026	7	1:50.026	0.141	0.141	141.5
3	10	Cristian Ricciarini	ITA			ESSECORSE	ITA	EUR & ITA	22	1:50.624	10	1:50.071	8	1:50.071	0.186	0.045	141.4
4	15	David Pouget	FRA			GPA Racing	FRA	EUR & FRA	14			1:50.149	13	1:50.149	0.264	0.078	141.3
5	82	Jacopo Giuseppe	ITA	CHA	1	ESSECORSE	ITA	EUR & ITA	28	1:50.273	13	1:50.181	10	1:50.181	0.296	0.032	141.3
6	27	Federico Danova	ITA	CHA	2	ESSECORSE	ITA	ITA	23	1:50.230	13	1:50.836	3	1:50.230	0.345	0.049	141.2
7	91	Luca Franca	ITA	RAC	1	MC Motortecnica	ITA	EUR & ITA	27	1:50.236	12	1:50.961	12	1:50.236	0.351	0.006	141.2
8	11	Giacomo Trebbi	ITA	CHA	3	MC Motortecnica	ITA	ITA	26	1:50.286	12	1:50.721	13	1:50.286	0.401	0.050	141.2
9	10	Alessandro Brigatti	ITA	CHA	4	PROGETTO E20 Motorsport	ITA	ITA	26	1:50.663	13	1:50.358	11	1:50.358	0.473	0.072	141.1
10	5	Nicolas Milan	FRA			Milan Competition	FRA	EUR & FRA	26	1:50.591	10	1:50.543	9	1:50.543	0.658	0.185	140.8
11	43	Damiano Puccetti	ITA	CHA	5	Rangoni Corse	ITA	EUR & MID	23	1:50.894	8	1:50.568	9	1:50.568	0.683	0.025	140.8
12	4	Julien Baziret	FRA	CHA	6	Baziret Sport	FRA	EUR & MID	29	1:50.622	11	1:50.676	11	1:50.622	0.737	0.054	140.7
13	21	Nikola Miljkovic	SRB	CHA	7	Tempo Racing Team	SRB	EUR & MID	26	1:50.634	6	1:50.889	10	1:50.634	0.749	0.012	140.7
14	1	Anthony Jurado	FRA			Milan Competition	FRA	EUR & MID	25	1:51.030	5	1:50.720	7	1:50.720	0.835	0.086	140.6
15	99	Guillaume Maio	FRA	CHA	8	GM Sport	FRA	EUR & MID	26	1:50.824	6	1:51.419	10	1:50.824	0.939	0.104	140.5
16	11	Adrian Schimpf	ESP	CHA	9	AST Competition	ESP	EUR & ESP	19	1:51.267	7	1:50.886	7	1:50.886	1.001	0.062	140.4
17	19	Gianalberto Coldani	ITA	CHA	10	MC Motortecnica	ITA	ITA	25	1:50.895	6	1:51.139	11	1:50.895	1.010	0.009	140.4
18	60	Leonardo Arduini	ITA	CHA	11	MC Motortecnica	ITA	EUR & ITA	27	1:50.909	7	1:51.058	13	1:50.909	1.024	0.014	140.4
19	21	Stephan Polderman	NLD	RAC	2	AST Competition	ESP	EUR & MID	20	1:51.331	8	1:51.059	7	1:51.059	1.174	0.150	140.2
20	10	Francesco Savoia	ITA	CHA	12	PROGETTO E20 Motorsport	ITA	ITA	14			1:51.062	10	1:51.062	1.177	0.003	140.2
21	19	Alejandro Schimpf	ESP	CHA	13	AST Competition	ESP	EUR & ESP	20	1:51.635	8	1:51.092	8	1:51.092	1.207	0.030	140.1
22	95	Adam Sascha	ITA	CHA	14	SEVENHILLS MOTORSPORT	ITA	ITA	27	1:51.101	8	1:51.235	9	1:51.101	1.216	0.009	140.1
23	16	Lionel Viguier	FRA	RAC	3	T2CM	FRA	EUR & FRA	29	1:52.036	11	1:51.297	9	1:51.297	1.412	0.196	139.9
24	30	Alex Lancellotti	ITA	RAC	4	Faro Racing	ITA	EUR & ITA	27	1:51.693	12	1:51.307	13	1:51.307	1.422	0.010	139.9
25	55	René Steemetz	NLD	RAC	5	AST Competition	ESP	EUR & MID	22	1:52.247	9	1:51.343	8	1:51.343	1.458	0.036	139.8
26	84	Mattia Lancellotti	ITA	CHA	15	Faro Racing	ITA	EUR & ITA	26	1:51.347	5	1:51.823	12	1:51.347	1.462	0.004	139.8
27	9	Andreas Stucki	CHE			Stucki Motorsport	CHE	MID	26	1:51.380	9	1:51.379	9	1:51.379	1.494	0.032	139.8
28	12	Ludovico Longoni	ITA	CHA	16	MC Motortecnica	ITA	EUR & ITA	26	1:51.483	12	1:51.407	10	1:51.407	1.522	0.028	139.7
29	69	Quinto Stefana	ITA	RAC	6	Milan Competition	FRA	EUR	24	1:51.481	5	1:51.410	9	1:51.410	1.525	0.003	139.7
30	11	Francesco Pagano	ITA	CHA	17	Costa Ovest	ITA	ITA	17	1:51.523	12	1:52.654	5	1:51.523	1.638	0.113	139.6
31	73	Sandro Cutini	ITA	RAC	7	Faro Racing	ITA	ITA	26	1:51.681	7	1:52.227	11	1:51.681	1.796	0.158	139.4
32	10	Francesco Miotto	ITA	CHA	18	PROGETTO E20 Motorsport	ITA	ITA	24	1:51.731	5	1:51.970	9	1:51.731	1.846	0.050	139.3
33	38	Alessio Alcidi	ITA	CHA	19	Tuder Motorsport	ITA	ITA	24	1:51.883	11	1:51.767	9	1:51.767	1.882	0.036	139.3
34	53	Due	ITA	RAC	8	Oregon Team	ITA	ITA	28	1:51.780	9	1:51.903	13	1:51.780	1.895	0.013	139.3
35	39	Alessandro Alcidi	ITA	RAC	9	Tuder Motorsport	ITA	ITA	23	1:51.866	10	1:51.990	11	1:51.866	1.981	0.086	139.2
36	3	Daniel Nyffeler	CHE	CHA	20	Stucki Motorsport	CHE	MID	26	1:51.926	6	1:52.404	9	1:51.926	2.041	0.060	139.1
37	12	Davide Gaggianesi	ITA	RAC	10	Faro Racing	ITA	ITA	25	1:52.552	8	1:52.412	12	1:52.412	2.527	0.486	138.5
38	17	Daniele Pasquali	ITA	RAC	11	Tuder Motorsport	ITA	EUR & ITA	23	1:52.903	7	1:54.364	6	1:52.903	3.018	0.491	137.9
39	14	Udo Brunner	DEU	RAC	12	LCB Racing	DEU	EUR	26	2:00.638	13	2:00.302	11	2:00.302	10.417	7.399	129.4

Published at:.....

**Race Director:**

**Timekeeper:**

*[Signature]*  
 Luis Garcia  
 JOB-1605-ESP/M

