



Hungaroring
Clio Cup Series
Collective Test 2
Provisional Results

CLIO CUP

SERIES

Clas	Nº	Driver	Nat	Cat	Clas	Team	Nat	Class	Clas	Laps	Best	Time	Gap	Interval	Km/h
1	12	Gabriele Torelli	ITA			Rangoni Corse	ITA	EUR & MID	1	12	7	2:05.512			125.6
2	15	David Pouget	FRA			GPA Racing	FRA	EUR & FRA	1	13	4	2:05.831	0.319	0.319	125.3
3	558	Pierre Bredeaux	FRA	CHA	1	Comte Racing Team	FRA	EUR	1	13	4	2:06.091	0.579	0.260	125.0
4	5	Nicolas Milan	FRA			Milan Competition	FRA	EUR & FRA	2	14	6	2:06.179	0.667	0.088	124.9
5	101	Tomas Pekar	CZE			Carpek Racing	CZE	EUR & MID	2	13	4	2:06.180	0.668	0.001	124.9
6	1	Anthony Jurado	FRA			Milan Competition	FRA	EUR & MID	3	14	7	2:06.192	0.680	0.012	124.9
7	125	Jerzy Spinkiewicz	POL			UNIQ Racing	POL	EUR & ITA	1	11	9	2:06.244	0.732	0.052	124.9
8	211	Nikola Miljkovic	SRB	CHA	2	Tempo Racing Team	SRB	EUR & MID	4	13	12	2:06.549	1.037	0.305	124.6
9	16	Lionel Viguier	FRA	RAC	1	T2CM	FRA	EUR & FRA	3	13	4	2:06.600	1.088	0.051	124.5
10	82	Jacopo Guiseppe Cimenos	ITA	CHA	3	ESSECORSE	ITA	EUR & ITA	2	13	12	2:06.657	1.145	0.057	124.5
11	113	Adrian Schimpf	ESP	CHA	4	AST Competition	ESP	EUR & ESP	1	11	10	2:06.706	1.194	0.049	124.4
12	43	Damiano Puccetti	ITA	CHA	5	Rangoni Corse	ITA	EUR & MID	5	13	9	2:06.801	1.289	0.095	124.3
13	91	Luca Franca	ITA	RAC	2	MC Motorcnica	ITA	EUR & ITA	3	10	5	2:06.816	1.304	0.015	124.3
14	99	Guillaume Maio	FRA	CHA	6	GM Sport	FRA	EUR & MID	6	13	12	2:06.894	1.382	0.078	124.2
15	199	Alejandro Schimpf	ESP	CHA	7	AST Competition	ESP	EUR & ESP	2	12	10	2:06.919	1.407	0.025	124.2
16	333	Gabor Tim	HUN	CHA	8	GM Sport	FRA	EUR & MID	7	13	13	2:06.984	1.472	0.065	124.2
17	93	Lantos Szabolcs	CZE	CHA	9	Carpek Racing	CZE	MID	1	13	9	2:07.046	1.534	0.062	124.1
18	9	Andreas Stucki	CHE			Stucki Motorsport	CHE	MID	2	14	11	2:07.099	1.587	0.053	124.0
19	107	Cristian Ricciarini	ITA			ESSECORSE	ITA	EUR & ITA	4	13	5	2:07.246	1.734	0.147	123.9
20	85	Benjamin Cauvas	FRA	RAC	3	GPA Racing	FRA	EUR	2	13	5	2:07.546	2.034	0.300	123.6
21	60	Leonardo Arduini	ITA	CHA	10	MC Motorcnica	ITA	EUR & ITA	5	12	10	2:07.567	2.055	0.021	123.6
22	3	Daniel Nyffeler	CHE	CHA	11	Stucki Motorsport	CHE	MID	3	14	11	2:07.785	2.273	0.218	123.4
23	55	René Steemetz	NLD	RAC	4	AST Competition	ESP	EUR & MID	8	13	12	2:08.138	2.626	0.353	123.0
24	21	Stephan Polderman	NLD	RAC	5	AST Competition	ESP	EUR & MID	9	13	6	2:08.175	2.663	0.037	123.0
25	51	Henrik Seibel	GER	CHA	12	Carpek Racing	CZE	MID	4	13	3	2:08.404	2.892	0.229	122.8

*** PENALTIES**


CARS #1 - #9 - #15 - #21 - #43 - #51 - #55 - #60 - #82 - #85 - #91 - #99 - #101 - #107 - #113 - #125 - #199 - #211 - #333 - #558 SOME LAP TIMES DELETED DUE TRACK LIMITS

Published at:.....

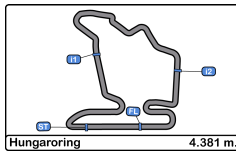
Track Temp: **42.6 °C** Air Temp: **24.3 °C** Humidity: **41 %** Track Status: **DRY**

Race Director:

Timekeeper:


 Luis Garcia
 JOB-1605-ESP/M





Hungaroring
Clio Cup Series
Collective Test 2

CLIO CUP SERIES

Provisional Results by Category

Clas	Nº	Driver	Nat	Cat	Clas	Team	Nat	Group	Laps	Best	Time	Gap	Interval	Km/h
1	12	Gabriele Torelli	ITA			Rangoni Corse	ITA	EUR & MID	12	7	2:05.512			125.6
2	15	David Pouget	FRA			GPA Racing	FRA	EUR & FRA	13	4	2:05.831	0.319	0.319	125.3
3	5	Nicolas Milan	FRA			Milan Competition	FRA	EUR & FRA	14	6	2:06.179	0.667	0.348	124.9
4	101	Tomas Pekar	CZE			Carpek Racing	CZE	EUR & MID	13	4	2:06.180	0.668	0.001	124.9
5	1	Anthony Jurado	FRA			Milan Competition	FRA	EUR & MID	14	7	2:06.192	0.680	0.012	124.9
6	125	Jerzy Spinkiewicz	POL			UNIQ Racing	POL	EUR & ITA	11	9	2:06.244	0.732	0.052	124.9
7	9	Andreas Stucki	CHE			Stucki Motorsport	CHE	MID	14	11	2:07.099	1.587	0.855	124.0
8	107	Cristian Ricciarini	ITA			ESSECORSE	ITA	EUR & ITA	13	5	2:07.246	1.734	0.147	123.9

CHA

Clas	Nº	Driver	Nat	Cat	Clas	Team	Nat	Group	Laps	Best	Time	Gap	Interval	Km/h
1	558	Pierre Bredeaux	FRA	CHA	1	Comte Racing Team	FRA	EUR	13	4	2:06.091			125.0
2	211	Nikola Mijjkovic	SRB	CHA	2	Tempo Racing Team	SRB	EUR & MID	13	12	2:06.549	0.458	0.458	124.6
3	82	Jacopo Guiseppe Cimenos	ITA	CHA	3	ESSECORSE	ITA	EUR & ITA	13	12	2:06.657	0.566	0.108	124.5
4	113	Adrian Schimpf	ESP	CHA	4	AST Competition	ESP	EUR & ESP	11	10	2:06.706	0.615	0.049	124.4
5	43	Damiano Puccetti	ITA	CHA	5	Rangoni Corse	ITA	EUR & MID	13	9	2:06.801	0.710	0.095	124.3
6	99	Guillaume Maio	FRA	CHA	6	GM Sport	FRA	EUR & MID	13	12	2:06.894	0.803	0.093	124.2
7	199	Alejandro Schimpf	ESP	CHA	7	AST Competition	ESP	EUR & ESP	12	10	2:06.919	0.828	0.025	124.2
8	333	Gabor Tim	HUN	CHA	8	GM Sport	FRA	EUR & MID	13	13	2:06.984	0.893	0.065	124.2
9	93	Lantos Szabolcs	CZE	CHA	9	Carpek Racing	CZE	MID	13	9	2:07.046	0.955	0.062	124.1
10	60	Leonardo Arduini	ITA	CHA	10	MC Motortecnica	ITA	EUR & ITA	12	10	2:07.567	1.476	0.521	123.6
11	3	Daniel Nyffeler	CHE	CHA	11	Stucki Motorsport	CHE	MID	14	11	2:07.785	1.694	0.218	123.4
12	51	Henrik Seibel	DEU	CHA	12	Carpek Racing	CZE	MID	13	3	2:08.404	2.313	0.619	122.8

RAC

Clas	Nº	Driver	Nat	Cat	Clas	Team	Nat	Group	Laps	Best	Time	Gap	Interval	Km/h
1	16	Lionel Viguier	FRA	RAC	1	T2CM	FRA	EUR & FRA	13	4	2:06.600			124.5
2	91	Luca Franca	ITA	RAC	2	MC Motortecnica	ITA	EUR & ITA	10	5	2:06.816	0.216	0.216	124.3
3	85	Benjamin Cauvas	FRA	RAC	3	GPA Racing	FRA	EUR	13	5	2:07.546	0.946	0.730	123.6
4	55	René Steemetz	NLD	RAC	4	AST Competition	ESP	EUR & MID	13	12	2:08.138	1.538	0.592	123.0
5	21	Stephan Polderman	NLD	RAC	5	AST Competition	ESP	EUR & MID	13	6	2:08.175	1.575	0.037	123.0

* PENALTIES


CARS #1 - #9 - #15 - #21 - #43 - #51 - #55 - #60 - #82 - #85 - #91 - #99 - #101 - #107 - #113 - #125 - #199 - #211 - #333 - #558 SOME LAP TIMES DELETED DUE TRACK LIMITS

Published at:.....

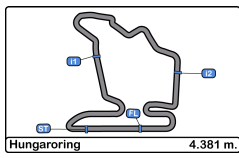
Track Temp: 42.6 °C Air Temp: 24.3 °C Humidity: 41 % Track Status: DRY

Race Director:

Timekeeper:


Luis Garcia
JOB-1605-ESP/M





Hungaroring
Clio Cup Series
Collective Test 2
Lap Analysis

CLIO CUP

SERIES

1 Anthony Jurado EUR & MID **9** Andreas Stucki MID
Milan Competition Stucki Motorsport

Lap	D	Time	Sector 1	Sector 2	Sector 3	T. Spd	Elapsed	Lap	D	Time	Sector 1	Sector 2	Sector 3	T. Spd	Elapsed
1		13:31:24.065	13:29:53.347	51.901	38.817		13:31:24.065	1		13:31:07.169	13:29:15.712	1:01.434	50.023		13:31:07.169
2		2:07.878	45.705	46.477	35.696	181.8	13:33:31.943	2		2:12.457	47.086	49.196	36.175	179.7	13:33:19.626
3		2:06.821	45.604	45.972	35.245	182.7	13:35:38.764	3		2:09.017	46.441	46.931	35.645	178.8	13:35:28.643
4		2:06.321	45.370	45.851	35.100	183.6	13:37:45.085	4		2:08.298	45.983	46.778	35.537	179.7	13:37:36.941
5		2:06.500	45.507	45.768	35.225	183.9	13:39:51.585	5		2:08.070	45.837	46.797	35.436	180.6	13:39:45.011
6		2:06.252	45.417	45.769	35.066	183.3	13:41:57.837	6		2:08.035	46.017	46.400	35.618	178.5	13:41:53.046
7		2:06.192	45.312	45.696	35.184	183.6	13:44:04.029	7		2:07.472	45.796	46.251	35.425	179.4	13:44:00.518
8		2:07.314	46.074	45.978	35.262	183.9	13:46:11.343	8		2:11.486	45.736	46.428	39.322	179.1	13:46:12.004
9		2:06.616	45.562	45.902	35.152	182.4	13:48:17.959	9		2:08.075	45.965	46.563	35.547	180.3	13:48:20.079
10		2:06.771	45.405	46.067	35.299	182.7	13:50:24.730	10		2:09.103	45.862	48.030	35.211	179.7	13:50:29.182
11		2:06.398	45.403	45.855	35.140	182.4	13:52:31.128	11		2:07.099	45.516	46.161	35.422	180.0	13:52:36.281
12		2:06.201	45.366	45.819	35.016	183.3	13:54:37.329	12		2:07.109	45.566	46.201	35.342	181.2	13:54:43.390
13		2:08.866	45.138	48.437	35.291	183.0	13:56:46.195	13		2:07.125	45.565	46.284	35.276	181.8	13:56:50.515
14		2:07.145	45.568	46.164	35.413	180.3	13:58:53.340	14		2:10.341	45.672	49.211	35.458	180.3	13:59:00.856

3 Daniel Nyffeler MID **12** Gabriele Torelli EUR & MID
CHA Stucki Motorsport Rangoni Corse

Lap	D	Time	Sector 1	Sector 2	Sector 3	T. Spd	Elapsed	Lap	D	Time	Sector 1	Sector 2	Sector 3	T. Spd	Elapsed
1		13:31:07.984	13:29:16.358	1:01.552	50.074		13:31:07.984	1		13:31:41.107	13:30:14.788	50.065	36.254		13:31:41.107
2		2:12.113	47.245	48.892	35.976	177.9	13:33:20.097	2		2:06.774	45.933	45.851	34.990	177.9	13:33:47.881
3		2:09.750	46.648	47.467	35.635	179.1	13:35:29.847	3		2:05.904	45.363	45.523	35.018	180.9	13:35:53.785
4		2:08.625	45.959	46.995	35.671	180.0	13:37:38.472	4		2:06.626	45.724	45.524	35.378	181.2	13:38:00.411
5		2:08.769	45.911	47.341	35.517	180.3	13:39:47.241	5		2:10.359 P	45.202	45.724	39.433	181.8	13:40:10.770
6		2:08.244	46.120	46.602	35.522	180.0	13:41:55.485	6		6:37.545	5:16.492	45.891	35.162		13:46:48.315
7		2:09.286	45.870	46.936	36.480	180.6	13:44:04.771	7		2:05.512	45.212	45.398	34.902	180.6	13:48:53.827
8		2:11.921	46.736	48.304	36.881	181.2	13:46:16.692	8		2:05.786	45.222	45.554	35.010	180.3	13:50:59.613
9		2:08.305	45.902	46.891	35.512	178.8	13:48:24.997	9		2:05.737	45.205	45.649	34.883	181.2	13:53:05.350
10		2:09.418	46.274	47.142	36.002	177.6	13:50:34.415	10		2:05.744	45.250	45.617	34.877	180.9	13:55:11.094
11		2:07.785	45.958	46.366	35.461	180.0	13:52:42.200	11		2:05.873	45.312	45.559	35.002	181.5	13:57:16.967
12		2:08.230	45.931	46.753	35.546	178.5	13:54:50.430	12		2:05.631	45.164	45.556	34.911	181.5	13:59:22.598
13		2:08.143	45.851	46.780	35.512	178.5	13:56:58.573								
14		2:09.689	45.952	47.525	36.212	178.8	13:59:08.262								

5 Nicolas Milan EUR & FRA **15** David Pouget EUR & FRA
Milan Competition GPA Racing

Lap	D	Time	Sector 1	Sector 2	Sector 3	T. Spd	Elapsed	Lap	D	Time	Sector 1	Sector 2	Sector 3	T. Spd	Elapsed
1		13:31:23.414	13:29:52.668	52.134	38.612		13:31:23.414	1		13:31:15.075	13:29:33.673	56.012	45.390		13:31:15.075
2		2:07.916	45.484	46.790	35.642	181.5	13:33:31.330	2		2:18.904	51.067	50.892	36.945	154.2	13:33:33.979
3		2:06.795	45.612	45.937	35.246	180.6	13:35:38.125	3		2:06.638	45.417	45.897	35.324	181.8	13:35:40.617
4		2:06.233	45.543	45.813	34.877	181.8	13:37:44.358	4		2:05.831	45.164	45.715	34.952	182.1	13:37:46.448
5		2:06.319	45.451	45.890	34.978	184.3	13:39:50.677	5		2:05.900	45.281	45.490	35.129	183.3	13:39:52.348
6		2:06.179	45.332	45.879	34.968	181.8	13:41:56.856	6		2:16.716 P	45.254	45.548	45.914	182.7	13:42:09.064
7		2:06.742	45.338	46.270	35.134	182.4	13:44:03.598	7		3:51.433	2:18.562	52.540	40.331		13:46:00.497
8		2:07.174	45.832	45.983	35.359	182.7	13:46:10.772	8		2:06.803	45.415	45.991	35.397	180.3	13:48:07.300
9		2:06.706	45.597	45.927	35.182	180.0	13:48:17.478	9		2:06.048	45.422	45.507	35.089	179.4	13:50:13.318
10		2:06.425	45.483	45.825	35.117	180.0	13:50:23.903	10		2:12.507 P	45.453	45.718	41.336	179.1	13:52:25.825
11		2:06.309	45.378	45.855	35.076	180.9	13:52:30.212	11		3:21.646	1:59.551	46.923	35.172		13:55:47.471
12		2:08.649	45.245	48.432	34.972	181.5	13:54:38.861	12		2:06.193	45.466	45.562	35.165	180.0	13:57:53.664
13		2:07.749	45.310	46.617	35.822	182.4	13:56:46.610	13		2:07.603	45.458	45.763	36.382	179.7	14:00:01.267
14		2:07.982	45.440	46.195	36.347	183.0	13:58:54.592								





Hungaroring
Clio Cup Series
Collective Test 2
Lap Analysis

CLIO CUP

SERIES

16 Lionel Viguier EUR & FRA **51** Henrik Seibel MID

RAC T2CM CHA Carpek Racing

Lap D	Time	Sector 1	Sector 2	Sector 3	T. Spd	Elapsed	Lap D	Time	Sector 1	Sector 2	Sector 3	T. Spd	Elapsed
1	13:31:16.440	13:29:35.930	55.015	45.495		13:31:16.440	1	13:31:00.394	13:29:17.657	1:00.564	42.173		13:31:00.394
2	2:19.323	51.826	50.039	37.458	152.1	13:33:35.763	2	2:11.200	48.307	46.775	36.118	178.2	13:33:11.594
3	2:08.264	46.401	46.740	35.123	184.3	13:35:44.027	3	2:08.404	46.269	46.443	35.692	180.6	13:35:19.998
4	2:06.600	45.667	46.023	34.910	184.6	13:37:50.627	4	2:09.142	46.876	46.609	35.657	181.2	13:37:29.140
5	2:07.677	45.384	46.845	35.448	182.7	13:39:58.304	5	2:08.479	46.167	46.532	35.780	180.3	13:39:37.619
6	2:07.563	45.747	46.521	35.295	181.8	13:42:05.867	6	2:09.247	46.472	46.751	35.994	179.1	13:41:46.836
7	2:07.562	45.852	46.486	35.224	181.5	13:44:13.429	7	2:09.163	46.409	46.901	35.853	178.5	13:43:55.999
8	2:07.336	45.617	46.466	35.253	181.2	13:46:20.765	8	2:08.728	46.406	46.395	35.927	178.2	13:46:04.727
9	2:14.322 P	45.845	46.619	41.858	180.6	13:48:35.087	9	2:09.018	46.322	46.568	36.128	176.4	13:48:13.745
10	4:30.878	3:06.903	46.513	37.462		13:53:05.965	10	2:15.006 P	47.148	46.729	41.129	180.6	13:50:28.751
11	2:07.467	45.547	46.521	35.399	183.3	13:55:13.432	11	3:54.448	2:31.983	46.662	35.803		13:54:23.199
12	2:07.572	45.687	46.614	35.271	181.2	13:57:21.004	12	2:09.540	46.875	46.955	35.710	178.8	13:56:32.739
13	2:08.349	45.965	47.175	35.209	180.6	13:59:29.353	13	2:08.971	46.544	46.759	35.668	178.2	13:58:41.710

21 Stephan Polderman EUR & MID **55** René Steemetz EUR & MID

RAC AST Competition RAC AST Competition

Lap D	Time	Sector 1	Sector 2	Sector 3	T. Spd	Elapsed	Lap D	Time	Sector 1	Sector 2	Sector 3	T. Spd	Elapsed
1	13:31:02.756	13:29:25.369	54.526	42.861		13:31:02.756	1	13:31:02.236	13:29:22.016	57.134	43.086		13:31:02.236
2	2:11.504	47.662	47.833	36.009	180.9	13:33:14.260	2	2:11.269	47.601	47.649	36.019	179.7	13:33:13.505
3	2:10.364	46.644	47.459	36.261	182.1	13:35:24.624	3	2:11.716	47.125	47.491	37.100	181.2	13:35:25.221
4	2:10.370	46.700	47.547	36.123	180.6	13:37:34.994	4	2:10.238	46.453	47.722	36.063	182.7	13:37:35.459
5	2:10.824	46.553	47.378	36.893	180.9	13:39:45.818	5	2:20.630	47.827	51.579	41.224	182.4	13:39:56.089
6	2:08.175	46.017	46.552	35.606	182.7	13:41:53.993	6	2:13.822	46.114	48.288	39.420	181.5	13:42:09.911
7	2:08.551	46.050	46.734	35.767	182.4	13:44:02.544	7	2:14.919 P	46.044	47.611	41.264	181.8	13:44:24.830
8	2:12.051	48.705	47.553	35.793	181.8	13:46:14.595	8	3:20.087	1:46.211	52.281	41.595		13:47:44.917
9	2:14.113 P	46.879	46.863	40.371	180.3	13:48:28.708	9	2:08.551	46.170	46.752	35.629	182.4	13:49:53.468
10	3:43.916	2:21.891	46.305	35.720		13:52:12.624	10	2:08.458	45.948	46.957	35.553	180.9	13:52:01.926
11	2:10.919	45.555	46.917	38.447	182.4	13:54:23.543	11	2:09.896	45.874	46.863	37.159	180.6	13:54:11.822
12	2:09.983	46.175	47.908	35.900	184.9	13:56:33.526	12	2:08.138	46.076	46.592	35.470	181.2	13:56:19.960
13	2:09.708	46.049	47.259	36.400	182.4	13:58:43.234	13	2:31.617 P	46.391	47.259	57.967	180.6	13:58:51.577

43 Damiano Puccetti EUR & MID **60** Leonardo Arduini EUR & ITA

CHA Rangoni Corse CHA MC Motor Tecnica

Lap D	Time	Sector 1	Sector 2	Sector 3	T. Spd	Elapsed	Lap D	Time	Sector 1	Sector 2	Sector 3	T. Spd	Elapsed
1	13:31:41.391	13:30:15.284	49.949	36.158		13:31:41.391	1	13:31:05.322	13:29:14.071	59.284	51.967		13:31:05.322
2	2:08.445	46.010	46.767	35.668	180.0	13:33:49.836	2	2:19.175	46.985	55.883	36.307	182.7	13:33:24.497
3	2:07.578	45.690	46.557	35.331	179.7	13:35:57.414	3	2:07.893	45.874	46.189	35.830	181.5	13:35:32.390
4	2:07.394	45.529	46.390	35.475	180.3	13:38:04.808	4	2:08.291	45.916	46.453	35.922	182.4	13:37:40.681
5	2:07.304	45.582	46.383	35.339	181.5	13:40:12.112	5	2:08.082	45.889	46.464	35.729	182.4	13:39:48.763
6	2:06.912	45.552	46.044	35.316	180.0	13:42:19.024	6	2:10.460	46.310	46.297	37.853	182.1	13:41:59.223
7	2:07.063	45.548	46.178	35.337	180.6	13:44:26.087	7	6:37.316	5:12.041	46.350	38.925	182.4	13:48:36.539
8	2:07.716	45.803	46.407	35.506	180.3	13:46:33.803	8	2:08.332	46.003	46.692	35.637	180.0	13:50:44.871
9	2:06.801	45.779	45.709	35.313	178.8	13:48:40.604	9	2:08.092	45.825	46.635	35.632	180.6	13:52:52.963
10	2:07.457	45.670	46.453	35.334	179.4	13:50:48.061	10	2:07.567	45.816	46.283	35.468	180.6	13:55:00.530
11	2:19.019 P	45.674	46.397	46.948	180.6	13:53:07.080	11	2:08.019	45.857	46.452	35.704	181.2	13:57:08.543
12	3:07.658	1:46.173	46.074	35.411		13:56:14.738	12	2:07.610	45.778	46.282	35.550	181.2	13:59:16.153
13	2:07.066	45.611	46.116	35.329	181.5	13:58:21.794							





Hungaroring
Clio Cup Series
Collective Test 2
Lap Analysis

CLIO CUP

SERIES

82 Jacopo Guiseppa Cimenas EUR & ITA **93** Lantos Szabolcs MID

CHA						ESSECORSE					CHA				Carpek Racing	
Lap	D	Time	Sector 1	Sector 2	Sector 3	T. Spd	Elapsed	Lap	D	Time	Sector 1	Sector 2	Sector 3	T. Spd	Elapsed	
1		13:30:58.508	13:29:13.493	59.263	45.752		13:30:58.508	1		13:31:01.253	13:29:18.410	1:00.250	42.593		13:31:01.253	
2		2:10.434	46.885	47.085	36.464	176.1	13:33:08.942	2		2:10.705	47.918	47.189	35.598	178.2	13:33:11.958	
3		2:10.537	46.703	46.914	36.920	183.6	13:35:19.479	3		2:08.297	46.318	46.385	35.594	179.4	13:35:20.255	
4		2:07.326	45.767	46.318	35.241	185.8	13:37:26.805	4		2:07.654	46.193	46.117	35.344	183.0	13:37:27.909	
5		2:09.370	45.649	46.359	37.362	184.6	13:39:36.175	5		2:07.095	45.736	46.142	35.217	181.5	13:39:35.004	
6		2:07.216	45.638	46.254	35.324	183.9	13:41:43.391	6		2:07.087	45.749	46.087	35.251	180.6	13:41:42.091	
7		2:12.289 P	45.685	46.213	40.391	183.6	13:43:55.680	7		2:15.853 P	47.255	47.633	40.965	180.6	13:43:57.944	
8		3:48.557	2:16.709	51.073	40.775		13:47:44.237	8		3:45.731	2:21.073	49.511	35.147		13:47:43.675	
9		2:06.829	45.488	46.162	35.179	184.3	13:49:51.066	9		2:07.046	45.735	46.038	35.273	179.4	13:49:50.721	
10		2:07.042	45.450	46.238	35.354	185.2	13:51:58.108	10		2:08.002	46.183	46.393	35.426	180.6	13:51:58.723	
11		2:06.801	45.797	45.892	35.112	182.1	13:54:04.909	11		2:07.191	45.895	46.055	35.241	181.2	13:54:05.914	
12		2:06.657	45.593	45.897	35.167	183.6	13:56:11.566	12		2:07.065	45.784	46.096	35.185	181.2	13:56:12.979	
13		2:06.860	45.609	45.973	35.278	183.9	13:58:18.426	13		2:07.486	45.681	46.302	35.503	180.0	13:58:20.465	

85 Benjamin Cauvas EUR **99** Guillaume Maio EUR & MID

RAC						GPA Racing					CHA				GM Sport	
Lap	D	Time	Sector 1	Sector 2	Sector 3	T. Spd	Elapsed	Lap	D	Time	Sector 1	Sector 2	Sector 3	T. Spd	Elapsed	
1		13:31:15.675	13:29:34.489	55.891	45.295		13:31:15.675	1		13:31:16.468	13:29:36.525	55.456	44.487		13:31:16.468	
2		2:19.583	51.997	49.918	37.668	158.3	13:33:35.258	2		2:10.562	46.999	47.759	35.804	176.1	13:33:27.030	
3		2:08.304	45.992	46.869	35.443	182.7	13:35:43.562	3		2:09.255	46.530	47.274	35.451	177.9	13:35:36.285	
4		2:08.215	46.706	46.401	35.108	182.1	13:37:51.777	4		2:07.732	46.352	46.129	35.251	177.9	13:37:44.017	
5		2:07.546	45.884	46.342	35.320	181.8	13:39:59.323	5		2:08.854	47.026	46.016	35.812	178.8	13:39:52.871	
6		2:08.108	45.798	46.777	35.533	183.0	13:42:07.431	6		2:07.787	46.116	45.943	35.728	179.4	13:42:00.658	
7		2:08.877	45.931	47.019	35.927	181.5	13:44:16.308	7		2:07.383	46.192	45.925	35.266	181.2	13:44:08.041	
8		2:08.098	46.013	46.606	35.479	180.3	13:46:24.406	8		2:12.751 P	46.011	46.197	40.543	178.8	13:46:20.792	
9		2:17.167 P	45.785	46.609	44.773	179.1	13:48:41.573	9		3:27.961	2:06.633	46.137	35.191		13:49:48.753	
10		3:35.229	2:13.044	46.671	35.514		13:52:16.802	10		2:07.279	45.917	46.023	35.339	177.0	13:51:56.032	
11		2:09.341	46.218	47.584	35.539	179.7	13:54:26.143	11		2:08.090	46.355	46.666	35.069	177.3	13:54:04.122	
12		2:08.598	46.010	47.133	35.455	180.6	13:56:34.741	12		2:06.894	45.778	46.013	35.103	180.3	13:56:11.016	
13		2:07.974	45.731	46.725	35.518	181.8	13:58:42.715	13		2:06.932	45.678	45.944	35.310	179.4	13:58:17.948	

91 Luca Franca EUR & ITA **101** Tomas Pekar EUR & MID

RAC						MC Motortecnica					Carpek Racing				
Lap	D	Time	Sector 1	Sector 2	Sector 3	T. Spd	Elapsed	Lap	D	Time	Sector 1	Sector 2	Sector 3	T. Spd	Elapsed
1		13:31:04.842	13:29:14.882	59.493	50.467		13:31:04.842	1		13:31:00.110	13:29:17.287	1:00.302	42.521		13:31:00.110
2		2:18.882	46.850	55.854	36.178	181.5	13:33:23.724	2		2:09.251	47.351	46.624	35.276	178.5	13:33:09.361
3		2:07.943	45.925	45.936	36.052	181.2	13:35:31.637	3		2:07.273	45.808	46.291	35.174	183.9	13:35:16.634
4		2:07.598	46.046	46.392	35.160	182.1	13:37:39.235	4		2:06.180	45.487	45.685	35.008	180.6	13:37:22.814
5		2:06.816	45.441	46.177	35.198	183.0	13:39:46.051	5		2:06.805	45.463	46.025	35.317	181.2	13:39:29.619
6		7:05.807	5:44.243	46.166	35.398	181.5	13:46:51.858	6		2:11.148 P	45.445	45.908	39.795	180.9	13:41:40.767
7		2:06.624		2:53.124	35.064	180.0	13:48:58.482	7		3:55.461	2:31.707	48.391	35.363		13:45:36.228
8		2:06.374	45.515	45.841	35.018	180.3	13:51:04.856	8		2:06.690	45.641	45.934	35.115	179.1	13:47:42.918
9		2:15.913	51.783	48.495	35.635	162.4	13:53:20.769	9		2:07.029	45.787	45.802	35.440	178.8	13:49:49.947
10		2:33.536 P	52.158	53.031	48.347	160.4	13:55:54.305	10		2:06.648	45.424	45.968	35.226	181.5	13:51:56.565
								11		2:07.094	45.613	46.468	35.013	183.0	13:54:03.659
								12		2:06.600	45.567	45.949	35.084	177.9	13:56:10.259
								13		2:09.683	45.680	48.546	35.457	179.7	13:58:19.942





Hungaroring
Clio Cup Series
Collective Test 2
Lap Analysis

CLIO CUP

SERIES

107 Cristian Ricciarini EUR & ITA **199** Alejandro Schimpf EUR & ESP
 ESSECORSE CHA AST Competition

Lap D	Time	Sector 1	Sector 2	Sector 3	T. Spd	Elapsed	Lap D	Time	Sector 1	Sector 2	Sector 3	T. Spd	Elapsed
1	13:30:58.990	13:29:12.938	59.348	46.704		13:30:58.990	1	13:30:59.434	13:29:24.212	54.054	41.168		13:30:59.434
2	2:09.463	46.994	46.932	35.537	178.2	13:33:08.453	2	2:10.362	47.470	46.831	36.061	177.0	13:33:09.796
3	2:08.793	46.268	47.200	35.325	180.9	13:35:17.246	3	2:08.453	46.263	46.616	35.574	183.3	13:35:18.249
4	2:06.772	45.645	46.001	35.126	183.0	13:37:24.018	4	2:07.528	46.096	46.228	35.204	182.1	13:37:25.777
5	2:07.246	45.854	46.196	35.196	181.2	13:39:31.264	5	2:08.004	46.482	46.119	35.403	182.7	13:39:33.781
6	2:15.540 P	45.805	46.041	43.694	181.5	13:41:46.804	6	2:07.307	45.723	46.311	35.273	184.6	13:41:41.088
7	4:18.777	2:56.399	46.100	36.278		13:46:05.581	7	2:07.121	45.689	46.186	35.246	181.2	13:43:48.209
8	2:07.890	46.136	46.121	35.633	178.8	13:48:13.471	8	2:42.539 P	45.854	46.402	40.283	181.2	13:46:00.748
9	2:07.990	46.538	46.140	35.312	177.9	13:50:21.461	9	6:10.994	4:49.073	46.466	35.455		13:52:11.742
10	2:07.433	46.074	45.918	35.441	178.2	13:52:28.894	10	2:06.919	45.627	45.996	35.296	183.3	13:54:18.661
11	2:07.274	46.006	45.942	35.326	178.2	13:54:36.168	11	2:07.031	45.507	46.144	35.380	184.3	13:56:25.692
12	2:12.245	46.014	50.475	35.756	178.8	13:56:48.413	12	2:08.436	46.086	46.597	35.753	182.1	13:58:34.128
13	2:07.374	46.166	45.941	35.267	179.4	13:58:55.787							

113 Adrian Schimpf EUR & ESP **211** Nikola Miljkovic EUR & MID
 CHA AST Competition CHA Tempo Racing Team

Lap D	Time	Sector 1	Sector 2	Sector 3	T. Spd	Elapsed	Lap D	Time	Sector 1	Sector 2	Sector 3	T. Spd	Elapsed
1	13:30:59.286	13:29:23.750	54.075	41.461		13:30:59.286	1	13:30:57.931	13:29:11.645	59.574	46.712		13:30:57.931
2	2:11.736	48.973	46.900	35.863	177.9	13:33:11.022	2	2:08.244	46.625	46.236	35.380	172.8	13:33:06.172
3	2:08.271	46.319	46.401	35.551	183.3	13:35:19.293	3	2:07.164	46.007	45.862	35.292	178.5	13:35:13.333
4	2:07.061	45.562	46.177	35.322	184.9	13:37:26.354	4	2:07.003	45.933	45.746	35.324	178.8	13:37:20.336
5	2:07.137	45.579	46.119	35.439	183.9	13:39:33.491	5	2:07.043	45.859	45.716	35.468	179.4	13:39:27.379
6	2:09.215	46.598	46.433	36.184	182.7	13:41:42.706	6	2:09.527	47.150	46.931	35.446	167.9	13:41:36.906
7	2:11.900 P	45.558	46.348	39.994	184.3	13:43:54.606	7	2:06.750	45.638	45.748	35.364	179.7	13:43:43.656
8	8:16.750	6:55.004	46.242	35.504		13:52:11.356	8	2:06.642	45.610	45.737	35.295	179.7	13:45:50.298
9	2:07.033	45.744	46.032	35.257	180.6	13:54:18.389	9	2:17.804	45.690	51.180	41.021	179.1	13:48:08.189
10	2:06.706	45.418	46.033	35.255	181.8	13:56:25.095	10	2:06.719	45.480	45.877	35.362	183.6	13:50:14.908
11	2:06.970	45.460	46.188	35.322	181.2	13:58:32.065	11	2:06.914	45.509	46.078	35.327	181.2	13:52:21.822
							12	2:06.549	45.569	45.839	35.141	181.5	13:54:28.371
							13	2:07.002	45.424	46.216	35.362	181.2	13:56:35.373

125 Jerzy Spinkiewicz EUR & ITA **333** Gabor Tim EUR & MID
 UNIQ Racing CHA GM Sport

Lap D	Time	Sector 1	Sector 2	Sector 3	T. Spd	Elapsed	Lap D	Time	Sector 1	Sector 2	Sector 3	T. Spd	Elapsed
1	13:30:58.279	13:29:10.740	1:00.160	47.379		13:30:58.279	1	13:31:25.860	13:29:54.225	51.637	39.998		13:31:25.860
2	2:12.881	50.597	46.729	35.555	156.5	13:33:11.160	2	2:08.833	45.969	46.837	36.027	179.7	13:33:34.693
3	2:07.323	45.567	46.082	35.674	183.0	13:35:18.483	3	2:07.519	45.954	46.160	35.405	180.9	13:35:42.212
4	2:06.251	45.517	45.735	34.999	183.3	13:37:24.734	4	2:07.127	45.758	46.129	35.240	181.5	13:37:49.339
5	2:07.032	45.476	46.252	35.304	182.4	13:39:31.766	5	2:09.540	45.753	48.024	35.763	180.0	13:39:58.879
6	2:06.970	45.593	45.979	35.398	182.7	13:41:38.736	6	2:16.049 P	45.707	47.956	42.386	181.8	13:42:14.928
7	2:13.550 P	45.591	45.892	42.067	180.6	13:43:52.286	7	3:58.588	2:36.473	46.778	35.337		13:46:13.516
8	4:15.636	2:45.435	53.854	36.347		13:48:07.922	8	2:07.476	45.891	46.209	35.376	179.7	13:48:20.992
9	2:06.244	45.434	45.586	35.224	180.6	13:50:14.166	9	2:07.170	45.696	46.143	35.331	179.7	13:50:28.162
10	2:06.494	45.319	45.918	35.257	181.2	13:52:20.660	10	2:07.436	45.714	46.083	35.639	179.1	13:52:35.598
11	2:20.629 P	47.719	47.052	45.858	180.6	13:54:41.289	11	2:07.068	45.770	46.006	35.292	179.1	13:54:42.666
							12	2:09.133	45.788	48.046	35.299	179.4	13:56:51.799
							13	2:06.984	45.646	45.962	35.376	180.6	13:58:58.783





Hungaroring
Clio Cup Series
Collective Test 2
Lap Analysis

CLIO CUP

SERIES

558

Pierre Bredeaux

EUR

CHA

Comte Racing Team

Lap	D	Time	Sector 1	Sector 2	Sector 3	T. Spd	Elapsed
1		13:31:20.070	13:29:37.353	55.642	47.075		13:31:20.070
2		2:12.576	47.143	46.644	38.789	181.5	13:33:32.646
3		2:09.730	45.355	46.467	36.908	183.6	13:35:41.376
4		2:06.091	45.371	45.722	34.998	183.6	13:37:47.467
5		2:06.391	45.485	45.829	35.077	183.0	13:39:53.858
6		2:06.618	45.469	45.856	35.293	183.0	13:42:00.476
7		2:10.617 P	45.383	46.039	39.195	182.7	13:44:11.093
8		4:16.118	2:35.996	52.866	47.256		13:48:27.211
9		2:06.386	45.530	45.900	34.956	181.2	13:50:33.597
10		2:06.354	45.569	45.759	35.023	180.6	13:52:39.948
11		2:16.449	50.541	48.778	37.130	169.5	13:54:56.397
12		2:07.795	46.353	46.446	34.996	181.5	13:57:04.192
13		2:06.183	45.675	45.502	35.006	180.6	13:59:10.375





Hungaroring
Clio Cup Series
Collective Test 2
Best Sectors Results

CLIO CUP

SERIES

Sector - 1				Sector - 2				Sector - 3				Ideal Lap vs Best Lap			
Clas	Nº	Driver	Time	Nº	Driver	Time	Nº	Driver	Time	Clas	Nº	Driver	Ideal Lap	Best Lap	Clas
1	1	Anthony Jurado	45.138	12	Gabriele Torelli	45.398	12	Gabriele Torelli	34.877	1	12	Gabriele Torelli	2:05.439	2:05.512	1
2	12	Gabriele Torelli	45.164	15	David Pouget	45.490	5	Nicolas Milan	34.877	2	15	David Pouget	2:05.606	2:05.831	2
3	15	David Pouget	45.164	558	Pierre Bredeaux	45.502	16	Lionel Viguier	34.910	3	558	Pierre Bredeaux	2:05.813	2:06.091	3
4	5	Nicolas Milan	45.245	125	Jerzy Spinkiewicz	45.586	15	David Pouget	34.952	4	1	Anthony Jurado	2:05.850	2:06.192	6
5	12	Jerzy Spinkiewicz	45.319	101	Tomas Pekar	45.685	558	Pierre Bredeaux	34.956	5	125	Jerzy Spinkiewicz	2:05.904	2:06.244	7
6	55	Pierre Bredeaux	45.355	1	Anthony Jurado	45.696	125	Jerzy Spinkiewicz	34.999	6	5	Nicolas Milan	2:05.935	2:06.179	4
7	16	Lionel Viguier	45.384	43	Damiano Puccetti	45.709	101	Tomas Pekar	35.008	7	101	Tomas Pekar	2:06.117	2:06.180	5
8	11	Adrian Schimpf	45.418	211	Nikola Miljkovic	45.716	1	Anthony Jurado	35.016	8	211	Nikola Miljkovic	2:06.281	2:06.549	8
9	10	Tomas Pekar	45.424	5	Nicolas Milan	45.813	91	Luca Franca	35.018	9	91	Luca Franca	2:06.300	2:06.816	13
10	21	Nikola Miljkovic	45.424	91	Luca Franca	45.841	99	Guillaume Maio	35.069	10	16	Lionel Viguier	2:06.317	2:06.600	9
11	91	Luca Franca	45.441	82	Jacopo Guiseppe Cimenos	45.892	85	Benjamin Cauvas	35.108	11	82	Jacopo Guiseppe Cimenos	2:06.454	2:06.657	10
12	82	Jacopo Guiseppe Cimenos	45.450	107	Cristian Ricciarini	45.918	82	Jacopo Guiseppe Cimenos	35.112	12	43	Damiano Puccetti	2:06.551	2:06.801	12
13	19	Alejandro Schimpf	45.507	99	Guillaume Maio	45.925	107	Cristian Ricciarini	35.126	13	99	Guillaume Maio	2:06.672	2:06.894	14
14	9	Andreas Stucki	45.516	333	Gabor Tim	45.962	211	Nikola Miljkovic	35.141	14	107	Cristian Ricciarini	2:06.689	2:07.246	19
15	43	Damiano Puccetti	45.529	199	Alejandro Schimpf	45.996	93	Lantos Szabolcs	35.147	15	113	Adrian Schimpf	2:06.705	2:06.706	11
16	21	Stephan Polderman	45.555	16	Lionel Viguier	46.023	199	Alejandro Schimpf	35.204	16	199	Alejandro Schimpf	2:06.707	2:06.919	15
17	10	Cristian Ricciarini	45.645	113	Adrian Schimpf	46.032	9	Andreas Stucki	35.211	17	333	Gabor Tim	2:06.848	2:06.984	16
18	33	Gabor Tim	45.646	93	Lantos Szabolcs	46.038	333	Gabor Tim	35.240	18	93	Lantos Szabolcs	2:06.866	2:07.046	17
19	99	Guillaume Maio	45.678	9	Andreas Stucki	46.161	113	Adrian Schimpf	35.255	19	9	Andreas Stucki	2:06.888	2:07.099	18
20	93	Lantos Szabolcs	45.681	60	Leonardo Arduini	46.189	43	Damiano Puccetti	35.313	20	85	Benjamin Cauvas	2:07.181	2:07.546	20
21	85	Benjamin Cauvas	45.731	21	Stephan Polderman	46.305	3	Daniel Nyffeler	35.461	21	60	Leonardo Arduini	2:07.435	2:07.567	21
22	60	Leonardo Arduini	45.778	85	Benjamin Cauvas	46.342	60	Leonardo Arduini	35.468	22	21	Stephan Polderman	2:07.466	2:08.175	24
23	3	Daniel Nyffeler	45.851	3	Daniel Nyffeler	46.366	55	René Steemetz	35.470	23	3	Daniel Nyffeler	2:07.678	2:07.785	22
24	55	René Steemetz	45.874	51	Henrik Seibel	46.395	21	Stephan Polderman	35.606	24	55	René Steemetz	2:07.936	2:08.138	23
25	51	Henrik Seibel	46.167	55	René Steemetz	46.592	51	Henrik Seibel	35.657	25	51	Henrik Seibel	2:08.219	2:08.404	25





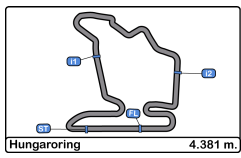
Hungaroring
Clio Cup Series
Collective Test 2
Best 5 Lap Times

CLIO CUP

SERIES

Cls	N°	Driver	Nat	Cat	Cls	Team	Nat	Group	Best 1		Best 2		Best 3		Best 4		Best 5	
									Time	Lap	Time	Lap	Time	Lap	Time	Lap	Time	Lap
1	12	Gabriele Torelli	ITA			Rangoni Corse	ITA	EUR & MID	2:05.512	7	2:05.631	12	2:05.737	9	2:05.744	10	2:05.786	8
2	15	David Pouget	FRA			GPA Racing	FRA	EUR & FRA	2:05.831	4	2:06.193	12	2:06.638	3	2:06.803	8	2:07.603	13
3	558	Pierre Bredeaux	FRA	CHA	1	Comte Racing Team	FRA	EUR	2:06.091	4	2:06.183	13	2:06.386	9	2:06.391	5	2:06.618	6
4	5	Nicolas Milan	FRA			Milan Competition	FRA	EUR & FRA	2:06.179	6	2:06.233	4	2:06.309	11	2:06.319	5	2:06.425	10
5	101	Tomas Pekar	CZE			Carpek Racing	CZE	EUR & MID	2:06.180	4	2:06.600	12	2:06.690	8	2:07.029	9	2:07.094	11
6	1	Anthony Jurado	FRA			Milan Competition	FRA	EUR & MID	2:06.192	7	2:06.201	12	2:06.321	4	2:06.398	11	2:06.500	5
7	125	Jerzy Spinkiewicz	POL			UNIQ Racing	POL	EUR & ITA	2:06.244	9	2:06.251	4	2:06.494	10	2:06.970	6	2:07.032	5
8	211	Nikola Miljkovic	SRB	CHA	2	Tempo Racing Team	SRB	EUR & MID	2:06.549	12	2:06.719	10	2:06.750	7	2:06.914	11	2:07.003	4
9	16	Lionel Viguiet	FRA	RAC	1	T2CM	FRA	EUR & FRA	2:06.600	4	2:07.336	8	2:07.467	11	2:07.562	7	2:07.563	6
10	82	Jacopo Guiseppe	ITA	CHA	3	ESSECORSE	ITA	EUR & ITA	2:06.657	12	2:06.801	11	2:06.829	9	2:07.042	10	2:07.216	6
11	113	Adrian Schimpf	ESP	CHA	4	AST Competition	ESP	EUR & ESP	2:06.706	10	2:06.970	11	2:07.033	9	2:07.061	4	2:08.271	3
12	43	Damiano Puccetti	ITA	CHA	5	Rangoni Corse	ITA	EUR & MID	2:06.801	9	2:06.912	6	2:07.063	7	2:07.304	5	2:07.394	4
13	91	Luca Franca	ITA	RAC	2	MC Motortecnica	ITA	EUR & ITA	2:06.816	5	2:15.913	9	2:18.882	2	2:33.536	10	7:05.807	6
14	99	Guillaume Maio	FRA	CHA	6	GM Sport	FRA	EUR & MID	2:06.894	12	2:06.932	13	2:07.279	10	2:07.383	7	2:07.787	6
15	199	Alejandro Schimpf	ESP	CHA	7	AST Competition	ESP	EUR & ESP	2:06.919	10	2:07.031	11	2:07.121	7	2:07.307	6	2:07.528	4
16	333	Gabor Tim	HUN	CHA	8	GM Sport	FRA	EUR & MID	2:06.984	13	2:07.068	11	2:07.127	4	2:07.170	9	2:07.436	10
17	93	Lantos Szabolcs	CZE	CHA	9	Carpek Racing	CZE	MID	2:07.046	9	2:07.065	12	2:07.087	6	2:07.095	5	2:07.191	11
18	9	Andreas Stucki	CHE			Stucki Motorsport	CHE	MID	2:07.099	11	2:07.109	12	2:07.125	13	2:07.472	7	2:08.035	6
19	107	Cristian Ricciarini	ITA			ESSECORSE	ITA	EUR & ITA	2:07.246	5	2:07.274	11	2:07.374	13	2:07.433	10	2:07.890	8
20	85	Benjamin Cauvas	FRA	RAC	3	GPA Racing	FRA	EUR	2:07.546	5	2:07.974	13	2:08.098	8	2:08.108	6	2:08.215	4
21	60	Leonardo Arduini	ITA	CHA	10	MC Motortecnica	ITA	EUR & ITA	2:07.567	10	2:07.610	12	2:08.082	5	2:08.092	9	2:08.291	4
22	3	Daniel Nyffeler	CHE	CHA	11	Stucki Motorsport	CHE	MID	2:07.785	11	2:08.143	13	2:08.230	12	2:08.244	6	2:08.305	9
23	55	René Steemetz	NLD	RAC	4	AST Competition	ESP	EUR & MID	2:08.138	12	2:08.458	10	2:08.551	9	2:11.269	2	2:14.919	7
24	21	Stephan Polderman	NLD	RAC	5	AST Competition	ESP	EUR & MID	2:08.175	6	2:08.551	7	2:09.708	13	2:09.983	12	2:10.364	3
25	51	Henrik Seibel	DEU	CHA	12	Carpek Racing	CZE	MID	2:08.404	3	2:08.479	5	2:08.728	8	2:08.971	13	2:09.018	9





Hungaroring
Clio Cup Series
Collective Test 2
Best 5 Top Speeds

CLIO CUP

SERIES

Clas	N°	Driver	Nat	Cat	Cls	Team	Nat	Group	Top 1		Top 2		Top 3		Top 4		Top 5		Avg
									Km/h	Lap	Km/h	Lap	Km/h	Lap	Km/h	Lap	Km/h	Lap	
1	82	Jacopo Guisepe	ITA	CHA	1	ESSECORSE	ITA	EUR & ITA	185.8	4	185.2	10	184.6	5	184.3	9	183.9	6	184.8
2	21	Stephan Polderman	NLD	RAC	1	AST Competition	ESP	EUR & MID	184.9	12	182.7	6	182.4	7	182.4	11	182.4	13	182.9
3	113	Adrian Schimpf	ESP	CHA	2	AST Competition	ESP	EUR & ESP	184.9	4	184.3	7	183.9	5	183.3	3	182.7	6	183.8
4	16	Lionel Viguiet	FRA	RAC	2	T2CM	FRA	EUR & FRA	184.6	4	184.3	3	183.3	11	182.7	5	181.8	6	183.3
5	199	Alejandro Schimpf	ESP	CHA	3	AST Competition	ESP	EUR & ESP	184.6	6	184.3	11	183.3	3	183.3	10	182.7	5	183.6
6	5	Nicolas Milan	FRA			Milan Competition	FRA	EUR & FRA	184.3	5	183.0	14	182.7	8	182.4	7	182.4	13	182.9
7	1	Anthony Jurado	FRA			Milan Competition	FRA	EUR & MID	183.9	5	183.9	8	183.6	4	183.6	7	183.3	6	183.7
8	101	Tomas Pekar	CZE			Carpek Racing	CZE	EUR & MID	183.9	3	183.0	11	181.5	10	181.2	5	180.9	6	182.1
9	211	Nikola Miljkovic	SRB	CHA	4	Tempo Racing Team	SRB	EUR & MID	183.6	10	181.5	12	181.2	11	181.2	13	179.7	7	181.4
10	558	Pierre Bredeaux	FRA	CHA	5	Comte Racing Team	FRA	EUR	183.6	3	183.6	4	183.0	5	183.0	6	182.7	7	183.2
11	15	David Pouget	FRA			GPA Racing	FRA	EUR & FRA	183.3	5	182.7	6	182.1	4	181.8	3	180.3	8	182.0
12	125	Jerzy Spinkiewicz	POL			UNIQ Racing	POL	EUR & ITA	183.3	4	183.0	3	182.7	6	182.4	5	181.2	10	182.5
13	85	Benjamin Cauvas	FRA	RAC	3	GPA Racing	FRA	EUR	183.0	6	182.7	3	182.1	4	181.8	5	181.8	13	182.3
14	91	Luca Franca	ITA	RAC	4	MC Motortecnica	ITA	EUR & ITA	183.0	5	182.1	4	181.5	2	181.5	6	181.2	3	181.8
15	93	Lantos Szabolcs	CZE	CHA	6	Carpek Racing	CZE	MID	183.0	4	181.5	5	181.2	11	181.2	12	180.6	6	181.5
16	107	Cristian Ricciarini	ITA			ESSECORSE	ITA	EUR & ITA	183.0	4	181.5	6	181.2	5	180.9	3	179.4	13	181.2
17	55	René Steemetz	NLD	RAC	5	AST Competition	ESP	EUR & MID	182.7	4	182.4	5	182.4	9	181.8	7	181.5	6	182.1
18	60	Leonardo Arduini	ITA	CHA	7	MC Motortecnica	ITA	EUR & ITA	182.7	2	182.4	4	182.4	5	182.4	7	182.1	6	182.4
19	9	Andreas Stucki	CHE			Stucki Motorsport	CHE	MID	181.8	13	181.2	12	180.6	5	180.3	9	180.3	14	180.8
20	12	Gabriele Torelli	ITA			Rangoni Corse	ITA	EUR & MID	181.8	5	181.5	11	181.5	12	181.2	4	181.2	9	181.4
21	333	Gabor Tim	HUN	CHA	8	GM Sport	FRA	EUR & MID	181.8	6	181.5	4	180.9	3	180.6	13	180.0	5	180.9
22	43	Damiano Puccetti	ITA	CHA	9	Rangoni Corse	ITA	EUR & MID	181.5	5	181.5	13	180.6	7	180.6	11	180.3	4	180.9
23	3	Daniel Nyffeler	CHE	CHA	10	Stucki Motorsport	CHE	MID	181.2	8	180.6	7	180.3	5	180.0	4	180.0	6	180.4
24	51	Henrik Seibel	DEU	CHA	11	Carpek Racing	CZE	MID	181.2	4	180.6	3	180.6	10	180.3	5	179.1	6	180.3
25	99	Guillaume Maio	FRA	CHA	12	GM Sport	FRA	EUR & MID	181.2	7	180.3	12	179.4	6	179.4	13	178.8	5	179.8





Hungaroring
Clio Cup Series
Collective Test 2

CLIO CUP

SERIES

Fastest Laps Sequence

Lap	Time of Day	Session Time	N° Driver	Nat	Cat	Team	Nat	Group	Time	Km/h
2	13:33:08.453	5:08.453	107 Cristian Ricciarini		ITA	ESSECORSE		EUR & ITA	2:09.463	121.8
2	13:33:09.361	5:09.361	101 Tomas Pekar		CZE	Carpek Racing		EUR & MID	2:09.251	122.0
2	13:33:31.330	5:31.330	5 Nicolas Milan		FRA	Milan Competition		EUR & FRA	2:07.916	123.2
2	13:33:47.881	5:47.881	12 Gabriele Torelli		ITA	Rangoni Corse		EUR & MID	2:06.774	124.4
3	13:35:40.617	7:40.617	15 David Pouget		FRA	GPA Racing		EUR & FRA	2:06.638	124.5
3	13:35:53.785	7:53.785	12 Gabriele Torelli		ITA	Rangoni Corse		EUR & MID	2:05.904	125.2
4	13:37:46.448	9:46.448	15 David Pouget		FRA	GPA Racing		EUR & FRA	2:05.831	125.3
7	13:48:53.827	20:53.827	12 Gabriele Torelli		ITA	Rangoni Corse		EUR & MID	2:05.512	125.6





Hungaroring
Clio Cup Series
Collective Test 2

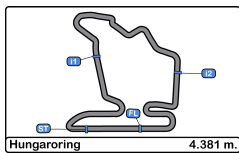
CLIO CUP

SERIES

Event Best Maximum Speed

N°	Driver	Nat	Cat	Clas	Team	Nat	Group	Km/h	Session
82	Jacopo Guiseppe		ITA	CHA 1	ESSECORSE		EUR & ITA	186.2	Collective Test 1
1	Anthony Jurado		FRA		Milan Competition		EUR & MID	185.8	Collective Test 1
60	Leonardo Arduini		ITA	CHA 2	MC Motortecnica		EUR & ITA	185.5	Collective Test 1
55	René Steemetz		NLD	RAC 1	AST Competition		EUR & MID	185.2	Collective Test 1
199	Alejandro Schimpf		ESP	CHA 3	AST Competition		EUR & ESP	184.9	Collective Test 1
113	Adrian Schimpf		ESP	CHA 4	AST Competition		EUR & ESP	184.9	Collective Test 2
21	Stephan Polderman		NLD	RAC 2	AST Competition		EUR & MID	184.9	Collective Test 2
558	Pierre Bredeaux		FRA	CHA 5	Comte Racing Team		EUR	184.6	Collective Test 1
5	Nicolas Milan		FRA		Milan Competition		EUR & FRA	184.6	Collective Test 1
16	Lionel Viguier		FRA	RAC 3	T2CM		EUR & FRA	184.6	Collective Test 2
15	David Pouget		FRA		GPA Racing		EUR & FRA	183.9	Collective Test 1
125	Jerzy Spinkiewicz		POL		UNIQ Racing		EUR & ITA	183.9	Collective Test 1
101	Tomas Pekar		CZE		Carpek Racing		EUR & MID	183.9	Collective Test 2
91	Luca Franca		ITA	RAC 4	MC Motortecnica		EUR & ITA	183.6	Collective Test 1
12	Gabriele Torelli		ITA		Rangoni Corse		EUR & MID	183.6	Collective Test 1
211	Nikola Miljkovic		SRB	CHA 6	Tempo Racing Team		EUR & MID	183.6	Collective Test 2
43	Damiano Puccetti		ITA	CHA 7	Rangoni Corse		EUR & MID	183.3	Collective Test 1
93	Lantos Szabolcs		CZE	CHA 8	Carpek Racing		MID	183.3	Collective Test 1
107	Cristian Ricciarini		ITA		ESSECORSE		EUR & ITA	183.0	Collective Test 1
3	Daniel Nyffeler		CHE	CHA 9	Stucki Motorsport		MID	183.0	Collective Test 1
85	Benjamin Cauvas		FRA	RAC 5	GPA Racing		EUR	183.0	Collective Test 2
333	Gabor Tim		HUN	CHA 10	GM Sport		EUR & MID	181.8	Collective Test 2
9	Andreas Stucki		CHE		Stucki Motorsport		MID	181.8	Collective Test 2
51	Henrik Seibel		DEU	CHA 11	Carpek Racing		MID	181.2	Collective Test 2
99	Guillaume Maio		FRA	CHA 12	GM Sport		EUR & MID	181.2	Collective Test 2





Hungaroring
Clio Cup Series
Collective Test 2
Pit Stop Analysis

CLIO CUP

SERIES

12 Gabriele Torelli EUR & MID

Rangoni Corse

N°	In Day Time	In Time	Out Time	Pit Time	T. Pit Time	Handicap	Diff.
1	13:40:07.183	13:40:07.183	13:44:44.559	4:37.376	4:37.376		

15 David Pouget EUR & FRA

GPA Racing

N°	In Day Time	In Time	Out Time	Pit Time	T. Pit Time	Handicap	Diff.
1	13:42:04.993	13:42:04.993	13:43:41.377	1:36.384	1:36.384		
2	13:52:22.648	13:52:22.648	13:53:40.248	1:17.600	2:53.984		

16 Lionel Viguier EUR & FRA

RAC T2CM

N°	In Day Time	In Time	Out Time	Pit Time	T. Pit Time	Handicap	Diff.
1	13:48:32.049	13:48:32.049	13:50:56.812	2:24.763	2:24.763		

21 Stephan Polderman EUR & MID

RAC AST Competition

N°	In Day Time	In Time	Out Time	Pit Time	T. Pit Time	Handicap	Diff.
1	13:48:25.464	13:48:25.464	13:50:08.008	1:42.544	1:42.544		

43 Damiano Puccetti EUR & MID

CHA Rangoni Corse

N°	In Day Time	In Time	Out Time	Pit Time	T. Pit Time	Handicap	Diff.
1	13:53:02.519	13:53:02.519	13:54:10.354	1:07.835	1:07.835		

51 Henrik Seibel MID

CHA Carpek Racing

N°	In Day Time	In Time	Out Time	Pit Time	T. Pit Time	Handicap	Diff.
1	13:50:25.880	13:50:25.880	13:52:16.875	1:50.995	1:50.995		

55 René Steemetz EUR & MID

RAC AST Competition

N°	In Day Time	In Time	Out Time	Pit Time	T. Pit Time	Handicap	Diff.
1	13:44:21.361	13:44:21.361	13:45:24.354	1:02.993	1:02.993		

60 Leonardo Arduini EUR & ITA

CHA MC Motortecnica

N°	In Day Time	In Time	Out Time	Pit Time	T. Pit Time	Handicap	Diff.
1	13:44:11.540	13:44:11.540	13:46:26.512	2:14.972	2:14.972		

82 Jacopo Guiseppe Cimenas EUR & ITA

CHA ESSECORSE

N°	In Day Time	In Time	Out Time	Pit Time	T. Pit Time	Handicap	Diff.
1	13:43:52.730	13:43:52.730	13:45:28.476	1:35.746	1:35.746		

85 Benjamin Cauvas EUR

RAC GPA Racing

N°	In Day Time	In Time	Out Time	Pit Time	T. Pit Time	Handicap	Diff.
1	13:48:38.820	13:48:38.820	13:50:12.009	1:33.189	1:33.189		

91 Luca Franca EUR & ITA

RAC MC Motortecnica

N°	In Day Time	In Time	Out Time	Pit Time	T. Pit Time	Handicap	Diff.
1	13:41:57.258	13:41:57.258	13:44:47.200	2:49.942	2:49.942		

93 Lantos Szabolcs MID

CHA Carpek Racing

N°	In Day Time	In Time	Out Time	Pit Time	T. Pit Time	Handicap	Diff.
1	13:43:54.989	13:43:54.989	13:45:08.942	1:13.953	1:13.953		

99 Guillaume Maio EUR & MID

CHA GM Sport

N°	In Day Time	In Time	Out Time	Pit Time	T. Pit Time	Handicap	Diff.
1	13:46:17.777	13:46:17.777	13:47:44.927	1:27.150	1:27.150		

101 Tomas Pekar EUR & MID

Carpek Racing

N°	In Day Time	In Time	Out Time	Pit Time	T. Pit Time	Handicap	Diff.
1	13:41:37.380	13:41:37.380	13:43:22.996	1:45.616	1:45.616		

107 Cristian Ricciarini EUR & ITA

ESSECORSE

N°	In Day Time	In Time	Out Time	Pit Time	T. Pit Time	Handicap	Diff.
1	13:41:43.909	13:41:43.909	13:44:00.240	2:16.331	2:16.331		

113 Adrian Schimpf EUR & ESP

CHA AST Competition

N°	In Day Time	In Time	Out Time	Pit Time	T. Pit Time	Handicap	Diff.
1	13:43:51.678	13:43:51.678	13:50:05.934	6:14.256	6:14.256		

125 Jerzy Spinkiewicz EUR & ITA

UNIQ Racing

N°	In Day Time	In Time	Out Time	Pit Time	T. Pit Time	Handicap	Diff.
1	13:43:49.337	13:43:49.337	13:45:45.210	1:55.873	1:55.873		

199 Alejandro Schimpf EUR & ESP

CHA AST Competition

N°	In Day Time	In Time	Out Time	Pit Time	T. Pit Time	Handicap	Diff.
1	13:45:57.252	13:45:57.252	13:50:06.887	4:09.635	4:09.635		

333 Gabor Tim EUR & MID

CHA GM Sport

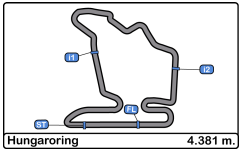
N°	In Day Time	In Time	Out Time	Pit Time	T. Pit Time	Handicap	Diff.
1	13:42:12.011	13:42:12.011	13:44:04.729	1:52.718	1:52.718		

558 Pierre Bredeaux EUR

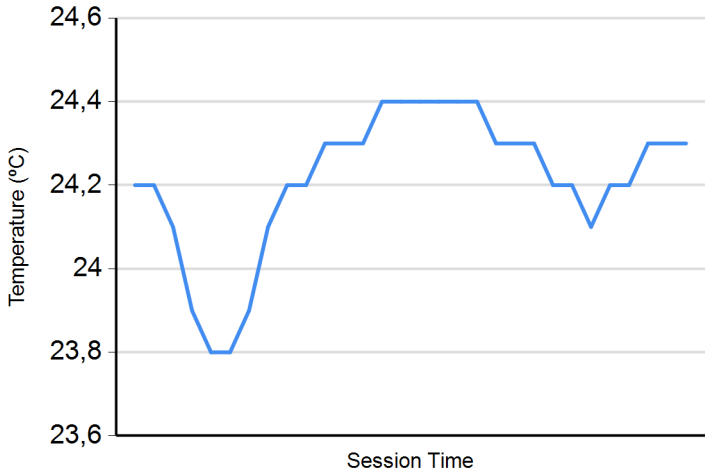
CHA Comte Racing Team

N°	In Day Time	In Time	Out Time	Pit Time	T. Pit Time	Handicap	Diff.
1	13:44:07.232	13:44:07.232	13:46:01.461	1:54.229	1:54.229		

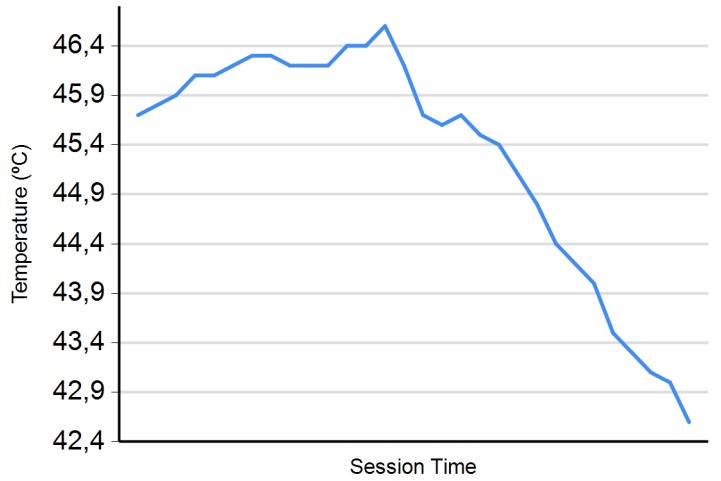




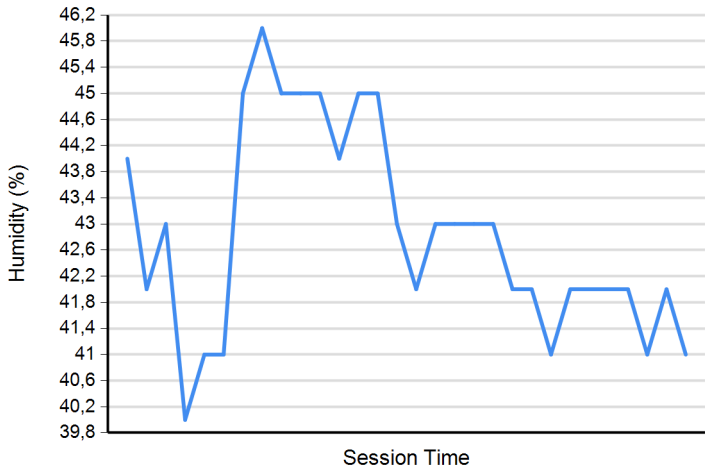
Air Temperature



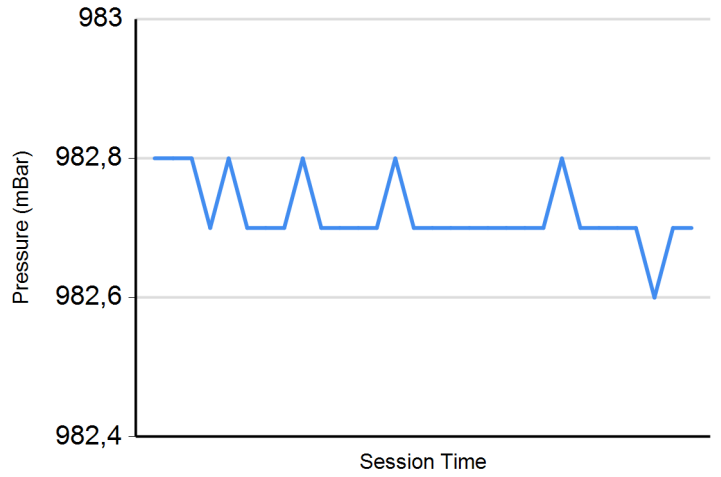
Track Temperature



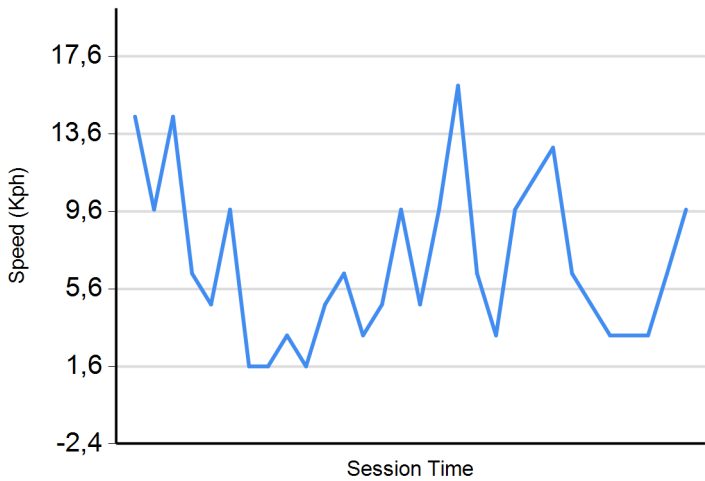
Humidity



Pressure

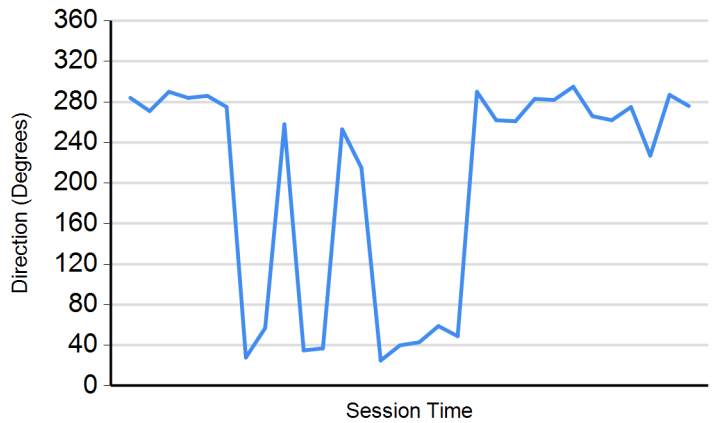


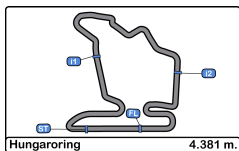
Wind Speed



Wind direction

North = 0°/360° Est = 90° South = 180° West = 270°





Hungaroring
Clio Cup Series
Collective Test 1 - 2
Combined Results

CLIO CUP

SERIES

Cls	N°	Driver	Nat	Cat	Clas	Team	Nat	Group	Laps	CT1	CT2	Best	Gap	Interval	Km/h		
1	12	Gabriele Torelli	ITA			Rangoni Corse	ITA	EUR & MID	25	2:05.208	7	2:05.512	7	2:05.208	125.9		
2	5	Nicolas Milan	FRA			Milan Competition	FRA	EUR & FRA	28	2:05.246	11	2:06.179	6	2:05.246	0.038	0.038	125.9
3	1	Anthony Jurado	FRA			Milan Competition	FRA	EUR & MID	28	2:05.301	6	2:06.192	7	2:05.301	0.093	0.055	125.8
4	91	Luca Franca	ITA	RAC	1	MC Motortecnica	ITA	EUR & ITA	17	2:05.643	4	2:06.816	5	2:05.643	0.435	0.342	125.5
5	15	David Pouget	FRA			GPA Racing	FRA	EUR & FRA	26	2:05.656	11	2:05.831	4	2:05.656	0.448	0.013	125.5
6	55	Pierre Bredeaux	FRA	CHA	1	Comte Racing Team	FRA	EUR	26	2:05.662	11	2:06.091	4	2:05.662	0.454	0.006	125.5
7	10	Tomas Pekar	CZE			Carpek Racing	CZE	EUR & MID	26	2:05.710	9	2:06.180	4	2:05.710	0.502	0.048	125.4
8	21	Nikola Miljkovic	SRB	CHA	2	Tempo Racing Team	SRB	EUR & MID	27	2:05.804	12	2:06.549	12	2:05.804	0.596	0.094	125.3
9	33	Gabor Tim	HUN	CHA	3	GM Sport	HUN	EUR & MID	27	2:05.973	9	2:06.984	13	2:05.973	0.765	0.169	125.1
10	12	Jerzy Spinkiewicz	POL			UNIQ Racing	POL	EUR & ITA	24	2:06.116	12	2:06.244	9	2:06.116	0.908	0.143	125.0
11	10	Cristian Ricciarini	ITA			ESSECORSE	ITA	EUR & ITA	26	2:06.184	8	2:07.246	5	2:06.184	0.976	0.068	124.9
12	93	Lantos Szabolcs	CZE	CHA	4	Carpek Racing	CZE	MID	26	2:06.189	12	2:07.046	9	2:06.189	0.981	0.005	124.9
13	11	Adrian Schimpf	ESP	CHA	5	AST Competition	ESP	EUR & ESP	24	2:06.305	13	2:06.706	10	2:06.305	1.097	0.116	124.8
14	82	Jacopo Guisepppe	ITA	CHA	6	ESSECORSE	ITA	EUR & ITA	27	2:06.447	13	2:06.657	12	2:06.447	1.239	0.142	124.7
15	16	Lionel Viguiet	FRA	RAC	2	T2CM	FRA	EUR & FRA	26	2:07.054	13	2:06.600	4	2:06.600	1.392	0.153	124.5
16	9	Andreas Stucki	CHE			Stucki Motorsport	CHE	MID	27	2:06.690	13	2:07.099	11	2:06.690	1.482	0.090	124.4
17	60	Leonardo Arduini	ITA	CHA	7	MC Motortecnica	ITA	EUR & ITA	25	2:06.782	12	2:07.567	10	2:06.782	1.574	0.092	124.3
18	43	Damiano Puccetti	ITA	CHA	8	Rangoni Corse	ITA	EUR & MID	26	2:07.216	6	2:06.801	9	2:06.801	1.593	0.019	124.3
19	99	Guillaume Maio	FRA	CHA	9	GM Sport	FRA	EUR & MID	15	2:42.787	2	2:06.894	12	2:06.894	1.686	0.093	124.2
20	19	Alejandro Schimpf	ESP	CHA	10	AST Competition	ESP	EUR & ESP	24	2:08.409	3	2:06.919	10	2:06.919	1.711	0.025	124.2
21	85	Benjamin Cauvas	FRA	RAC	3	GPA Racing	FRA	EUR	26	2:07.188	13	2:07.546	5	2:07.188	1.980	0.269	124.0
22	55	René Steemetz	NLD	RAC	4	AST Competition	ESP	EUR & MID	26	2:07.344	10	2:08.138	12	2:07.344	2.136	0.156	123.8
23	3	Daniel Nyffeler	CHE	CHA	11	Stucki Motorsport	CHE	MID	28	2:08.327	12	2:07.785	11	2:07.785	2.577	0.441	123.4
24	51	Henrik Seibel	DEU	CHA	12	Carpek Racing	CZE	MID	27	2:08.103	11	2:08.404	3	2:08.103	2.895	0.318	123.1
25	21	Stephan Polderman	NLD	RAC	5	AST Competition	ESP	EUR & MID	26	2:08.172	13	2:08.175	6	2:08.172	2.964	0.069	123.0

*** PENALTIES**

CARS #1 - #3 - #5 - #21 - #43 - #55 - #82 - #60 - #91 - #93 - #101 - #107 - #113 - #199 - #211 - #333 - #558 SOME LAP TIMES DELETED DUE TRACK LIMITS

CARS #1 - #9 - #15 - #21 - #43 - #51 - #55 - #60 - #82 - #85 - #91 - #99 - #101 - #107 - #113 - #125 - #199 - #211 - #333 - #558 SOME LAP TIMES DELETED DUE TRACK LIMITS

Published at:.....

Race Director:

Timekeeper:

Luis Garcia
 JOB-1605-ESP/M

