

CLIO CUP

OPEN

FORMULA 1 PIRELLI GRAND PRIX DE FRANCE 2019 - Le Castellet

Race 1 Final Classification after 12 Laps - 70.168 km

| NO | DRIVER | NAT | TEAM | LAPS | TIME | GAP | INT | KM/H | FASTEST | ON |
|----|-----------------------|-----|----------------------------|------|-----------|---------|--------|---------|----------|----|
| 1 | 62 Jack YOUNG | | EDDIE STOBART RACING | 12 | 29:34.756 | | | 142.332 | 2:26.720 | 9 |
| 2 | 48 David POUGET | | GPA RACING | 12 | 29:57.317 | 22.561 | 22.561 | 140.545 | 2:27.591 | 8 |
| 3 | 5 Ben COLBURN | | WEST BOURNE MOTORSPORT | 12 | 30:00.693 | 25.937 | 3.376 | 140.281 | 2:28.071 | 9 |
| 4 | 27 Benoit CASTAGNE | | RAIWOIT RACING BY GM SPORT | 12 | 30:01.028 | 26.272 | 0.335 | 140.255 | 2:27.646 | 8 |
| 5 | 17 Albert LEGUTKO | | ALBERT LEGUTKO | 12 | 30:02.159 | 27.403 | 1.131 | 140.167 | 2:28.116 | 10 |
| 6 | 7 Mickael CARREE | | T2CM | 12 | 30:02.396 | 27.640 | 0.237 | 140.149 | 2:28.030 | 10 |
| 7 | 971 Pierre-Brice MENA | | MILAN COMPETITION | 12 | 30:03.087 | 28.331 | 0.691 | 140.095 | 2:27.736 | 9 |
| 8 | 12 Emmanuel RAFFIN | | AUTOSPORT GP | 12 | 30:03.978 | 29.222 | 0.891 | 140.026 | 2:28.152 | 9 |
| 9 | 14 Guillaume PLUBEL | | GPA RACING | 12 | 30:05.140 | 30.384 | 1.162 | 139.936 | 2:28.164 | 10 |
| 10 | 28 David PAJOT | | VIC' TEAM | 12 | 30:05.250 | 30.494 | 0.110 | 139.927 | 2:28.156 | 9 |
| 11 | 25 Alexandre ALBOUY | | GPA RACING | 12 | 30:08.676 | 33.920 | 3.426 | 139.662 | 2:28.683 | 8 |
| 12 | 22 Pawel WYSMYK | | BM RACING TEAM | 12 | 30:32.130 | 57.374 | 23.454 | 137.874 | 2:29.469 | 10 |
| DQ | 61 Giacomo TREBBI * | | TEAM EXPLORER MOTORSPORT | 12 | 30:32.174 | 57.418 | 0.044 | 137.871 | 2:29.304 | 11 |
| 13 | 85 Joris BERRIAU | | TB2S | 12 | 30:34.299 | 59.543 | 2.125 | 137.711 | 2:29.654 | 11 |
| 14 | 18 Tom PIALLAT | | GPA RACING | 12 | 30:35.141 | 60.385 | 0.842 | 137.648 | 2:29.047 | 11 |
| 15 | 16 Lionel VIGUIER | | TB2S | 12 | 30:35.157 | 60.401 | 0.016 | 137.647 | 2:29.193 | 11 |
| 16 | 210 Szymon LADNIAK | | BM RACING TEAM | 12 | 30:39.438 | 64.682 | 4.281 | 137.327 | 2:30.580 | 9 |
| 17 | 86 Jeremy LOISEL | | MILAN COMPETITION | 12 | 30:39.961 | 65.205 | 0.523 | 137.288 | 2:30.019 | 10 |
| 18 | 73 Pascal GIRARD | | GM SPORT | 12 | 30:40.336 | 65.580 | 0.375 | 137.260 | 2:30.042 | 11 |
| 19 | 15 Samuel RAFFIN | | AUTOSPORT GP | 12 | 30:42.327 | 67.571 | 1.991 | 137.111 | 2:31.009 | 4 |
| 20 | 112 Brett LIDSEY * | | M.R.M. | 12 | 30:44.632 | 69.876 | 2.305 | 136.940 | 2:28.108 | 6 |
| 21 | 69 Francesca RAFAELE | | OREGON TEAM | 12 | 30:50.848 | 76.092 | 6.216 | 136.480 | 2:30.534 | 12 |
| 22 | 45 Paolo FELISA | | TEAM COMPOSIT MOTORSPORT | 12 | 30:51.669 | 76.913 | 0.821 | 136.420 | 2:30.610 | 12 |
| 23 | 77 Luke WARR | | SPECIALIZED | 12 | 30:53.457 | 78.701 | 1.788 | 136.288 | 2:31.192 | 12 |
| 24 | 82 Cedrick DUCOS | | TEAM CDRS | 12 | 30:54.787 | 80.031 | 1.330 | 136.190 | 2:29.868 | 12 |
| 25 | 56 Emmanuel ALLIOT | | EMMA COMPETITION | 12 | 30:58.588 | 83.832 | 3.801 | 135.912 | 2:30.713 | 11 |
| 26 | 83 Stephane CLAIR | | AUTOSPORT GP | 12 | 31:02.643 | 87.887 | 4.055 | 135.616 | 2:32.009 | 6 |
| 27 | 95 David QUICHANTE | | AUTOSPORT GP | 12 | 31:09.169 | 94.413 | 6.526 | 135.142 | 2:32.165 | 10 |
| 28 | 31 Jeremy BORDAGARAY | | BORDA RALLYE TEAM | 12 | 31:11.551 | 96.795 | 2.382 | 134.970 | 2:32.506 | 10 |
| 29 | 6 Antoine PRENVEILLE | | TEAM PRENVEILLE | 12 | 31:18.084 | 103.328 | 6.533 | 134.501 | 2:33.196 | 11 |
| 30 | 41 Aaron THOMPSON | | WEST BOURNE MOTORSPORT | 12 | 31:44.155 | 129.399 | 26.071 | 132.659 | 2:30.664 | 12 |
| 31 | 71 Tomasz MAGDZIARZ | | FFR22 | 12 | 32:21.631 | 166.875 | 37.476 | 130.099 | 2:29.765 | 4 |
| 32 | 3 James COLBURN | | WEST BOURNE MOTORSPORT | 11 | 30:08.372 | 1 LAP | 1 LAP | 128.056 | 2:28.371 | 6 |
| 33 | 46 Felice JELMINI * | | TEAM COMPOSIT MOTORSPORT | 10 | 25:34.293 | DNF | | 137.224 | 2:28.019 | 8 |

JAB

GL A.S.

Timekeeper:











CLIO CUP

OPEN


FORMULA 1 PIRELLI GRAND PRIX DE FRANCE 2019 - Le Castellet

Race 1 Final Classification after 12 Laps - 70.168 km

NOT CLASSIFIED

| | | | | | | | | | |
|-----|--------------------|---|--------------------------|---|-----------|-----|---------|----------|---|
| 59 | Saetta MCQUEEN |  | TEAM MC MOTORTECNICA | 8 | 20:43.818 | DNF | 135.453 | 2:31.191 | 8 |
| 230 | Sandro SOUBEK |  | MAIR RACING OSTTIROL | 7 | 32:25.923 | DNF | 75.773 | 2:28.337 | 5 |
| 98 | Edwin TRAYNARD |  | AUTOSPORT GP | 6 | 15:09.702 | DNF | 138.965 | 2:28.449 | 6 |
| 204 | James ROSS |  | BOB ROSS RACING | 6 | 15:12.765 | DNF | 138.499 | 2:27.920 | 6 |
| 4 | Antoine PRETIN |  | GPA RACING | 5 | 32:19.427 | DNF | 54.338 | 2:29.361 | 2 |
| 9 | Andreas STUCKI |  | ECURIE BASILISK | 4 | 10:11.840 | DNF | 137.871 | 2:29.804 | 3 |
| 33 | Jakub DWERNICKI |  | FFR22 | 3 | 8:25.826 | DNF | 125.189 | 2:33.487 | 2 |
| 72 | Kevin JIMENEZ |  | GPA RACING | 1 | 2:47.014 | DNF | 127.304 | | |
| 23 | Fabrizio ONGARETTO |  | TEAM COMPOSIT MOTORSPORT | 0 | | DNF | | | |
| 21 | Franck TRAYNARD |  | AUTOSPORT GP | 0 | | DNF | | | |

FASTEST LAP

| | | | | | | | | | |
|----|------------|---|----------------------|--|----------|----------|---------|--|--|
| 62 | Jack YOUNG |  | EDDIE STOBART RACING | | 2:26.720 | on lap 9 | 143.342 | | |
|----|------------|---|----------------------|--|----------|----------|---------|--|--|

* PENALTIES

Cars 112 & 46 - 30 second time penalties - Failing to observe a drive-through penalty

Car 46 - 10 place position drop - Camera did not work - Stewards' decision no. 3

Car 61 - Disqualified - Breach of Technical Regulations - Stewards' decision no. 4

N. BERNARD

171252




G. LORIEUX

7314



F. ARRIGHI

175703





Timekeeper: