

Red Bull Ring  
Clio Cup Series  
Collective Test 1

# CLIO CUP SERIES

## Provisional Results

Clas	Nº	Driver	Nat	Team	Nat	Vehicle	Cat	Clas	Laps	Best	Time	Gap	Interval	Km/h
1	125	Jerzy Spinkiewicz(EU)	POL	UNIQU RACING	POL	Renault Clio Cup	C	1	13	12	1:53.713			136.7
2	101	Tomas Pekar(EU/EE)	CZE	CARPEK SERVICE	CZE	Renault Clio Cup			13	12	1:53.770	0.057	0.057	136.6
3	211	Nikola Mijlkovic(EU)	SRB	TEMPO RACING TEAM	SRB	Renault Clio Cup	C	2	16	15	1:53.778	0.065	0.008	136.6
4	44	Felice Jelmini(ITA)	ITA	PMA MOTORSPORT	ITA	Renault Clio Cup			16	15	1:53.919	0.206	0.141	136.4
5	133	Gabor Tim	HUN	GM SPORT	FRA	Renault Clio Cup			15	14	1:54.090	0.377	0.171	136.2
6	6	Cosimo Papi(ITA)	ITA	SCUDERIA COSTA OVEST	ITA	Renault Clio Cup	C	3	14	13	1:54.250	0.537	0.160	136.0
7	5	Anthony Jurado(EU/EE)	FRA	MILAN COMPETITION	FRA	Renault Clio Cup			14	11	1:54.701	0.988	0.451	135.5
8	107	Cristian Ricciarini(EU/ITA)	ITA	ESSECORSE	ITA	Renault Clio Cup	C	4	15	14	1:55.112	1.399	0.411	135.0
9	69	Quinto Stefana(EU/ITA)	ITA	MILAN COMPETITION	FRA	Renault Clio Cup	GD	1	15	14	1:55.761	2.048	0.649	134.2
10	55	René Steenmetz(EU/EE)	NLD	CHEFO SPORT	ESP	Renault Clio Cup	GD	2	15	13	1:55.776	2.063	0.015	134.2
11	58	Chen Han Lin(EU/EE)	TWN	UNIQU RACING	POL	Renault Clio Cup	C	5	13	12	1:55.794	2.081	0.018	134.2
12	4	Julien Baziret	FRA	VICTEAM	FRA	Renault Clio Cup	C	6	14	12	1:56.089	2.376	0.295	133.9
13	99	Guillaume Maio(EU)	FRA	GM SPORT	FRA	Renault Clio Cup	C	7	14	13	1:56.610	2.897	0.521	133.3
14	21	Stephan Polderman(EU/EE)	NLD	CHEFO SPORT	ESP	Renault Clio Cup	GD	3	15	14	1:56.653	2.940	0.043	133.2
15	27	Vittorio Zadotti(ITA)	ITA	SCUDERIA COSTA OVEST	ITA	Renault Clio Cup	GD	4	14	13	1:56.812	3.099	0.159	133.0
16	116	Giacomo Trebbi(ITA)	ITA	MC MOTORTECNICA	ITA	Renault Clio Cup	C	8	15	14	1:57.009	3.296	0.197	132.8
17	12	Gabriele Torelli(ITA)	ITA	FARO RACING	ITA	Renault Clio Cup			14	13	1:57.035	3.322	0.026	132.8
18	2	Marc Guillot(EU/EE)	FRA	MILAN COMPETITION	FRA	Renault Clio Cup			16	15	1:57.143	3.430	0.108	132.6
19	1	Nicolas Milan(EU)	FRA	MILAN COMPETITION	FRA	Renault Clio Cup			16	15	1:57.145	3.432	0.002	132.6
20	93	Nico Abella(EU)	ESP	CHEFO SPORT	ESP	Renault Clio Cup	C	9	14	13	1:57.219	3.506	0.074	132.6
21	15	David Pouget(EU)	FRA	GPA RACING	FRA	Renault Clio Cup			15	13	1:57.420	3.707	0.201	132.3
22	223	Sandro Soubek(ITA)	AUT	MAIR RACING OSTTIROL	AUT	Renault Clio Cup			12	10	1:57.564	3.851	0.144	132.2
23	38	Alessio Alcidi(ITA)	ITA	TUDER MOTORSPORT	ITA	Renault Clio Cup	C	10	13	12	1:57.793	4.080	0.229	131.9
24	155	Gianalberto Coldani(ITA)	ITA	MC MOTORTECNICA	ITA	Renault Clio Cup	C	11	15	14	1:58.180	4.467	0.387	131.5
25	50	Juus Panttila(EU/EE)	FIN	CARPEK SERVICE	CZE	Renault Clio Cup	C	12	13	12	1:58.344	4.631	0.164	131.3
26	88	HORN(EU)	FRA	GPA RACING	FRA	Renault Clio Cup	GD	5	15	14	1:58.644	4.931	0.300	131.0
27	42	Mariano Alonso(EU)	ARG	GPA RACING	FRA	Renault Clio Cup	C	13	15	13	1:58.700	4.987	0.056	130.9
28	82	Jacopo Giuseppe Cimenesi(EU/ITA)	ITA	ESSECORSE	ITA	Renault Clio Cup	C	14	16	15	1:58.723	5.010	0.023	130.9
29	51	Henrik Seibel(EE)	EST	CARPEK SERVICE	CZE	Renault Clio Cup	C	15	15	13	1:58.792	5.079	0.069	130.8
30	17	Daniele Pasquali(ITA)	ITA	TUDER MOTORSPORT	ITA	Renault Clio Cup	GD	6	14	12	1:58.952	5.239	0.160	130.6
31	73	Sandro Cutini(ITA)	ITA	PROTEAM RACE	ITA	Renault Clio Cup	C	16	14	13	1:59.090	5.377	0.138	130.5
32	53	DUE(ITA)	ITA	OREGON TEAM	ITA	Renault Clio Cup	GD	7	14	13	1:59.364	5.651	0.274	130.2
33	105	Alessandro Brigatti(ITA)	ITA	PROGETTO E20 MOTORSPORT	ITA	Renault Clio Cup			8	4	1:59.623	5.910	0.259	129.9
34	9	Andreas Stucki(EE)	CHE	STUCKI MOTORSPORT	CHE	Renault Clio Cup			8	5	1:59.770	6.057	0.147	129.7
35	43	Damiano Puccetti(ITA)	ITA	PMA MOTORSPORT	ITA	Renault Clio Cup	C	17	11	8	1:59.938	6.225	0.168	129.6
36	62	Gabriel Alonso(EU)	ARG	GPA RACING	FRA	Renault Clio Cup	GD	8	14	13	1:59.952	6.239	0.014	129.5
37	177	Pietro Blumetti(ITA)	ITA	PMA MOTORSPORT	ITA	Renault Clio Cup	GD	9	15	13	2:00.604	6.891	0.652	128.8
38	333	Mancini - Baroni	ITA	PRESS LEAGUE by OREGON TEAM	ITA	Renault Clio Cup			15	12	2:01.181	7.468	0.577	128.2
39	103	William Mezzetti(EU/ITA)	ITA	PROGETTO E20 MOTORSPORT	ITA	Renault Clio Cup	C	18	6	2	2:01.623	7.910	0.442	127.8

\* PENALTIES

CARS #1- #5- #42- #51- #55- #69- #99- #101- #103- #105- #107- #133- #211 SOME LAP TIMES DELETED DUE TO TRACK LIMITS

Published at:.....

Track Temp: 15.0 °C Air Temp: 13.1 °C Humidity: 86 % Track Status: WET

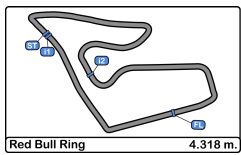
Stewards:

Race Director:

Timekeeper:

  
Luis Angel Garcia Nufez  
JOB/I-0030-ESP





**Red Bull Ring**  
**Clio Cup Series**  
**Collective Test 1**

# CLIO CUP

## SERIES

**Provisional Results by Category**

Clas	Nº	Driver	Nat	Team	Nat	Vehicle	Cat	Clas	Laps	Best	Time	Gap	Interval	Km/h
1	101	Tomas Pekar(EU/EE)	CZE	CARPEK SERVICE	CZE	Renault Clio Cup			13	12	1:53.770			136.6
2	44	Felice Jelmini(ITA)	ITA	PMA MOTORSPORT	ITA	Renault Clio Cup			16	15	1:53.919	0.149	0.149	136.4
3	133	Gabor Tim	HUN	GM SPORT	FRA	Renault Clio Cup			15	14	1:54.090	0.320	0.171	136.2
4	5	Anthony Jurado(EU/EE)	FRA	MILAN COMPETITION	FRA	Renault Clio Cup			14	11	1:54.701	0.931	0.611	135.5
5	12	Gabriele Torelli(ITA)	ITA	FARO RACING	ITA	Renault Clio Cup			14	13	1:57.035	3.265	2.334	132.8
6	2	Marc Guillot(EU/EE)	FRA	MILAN COMPETITION	FRA	Renault Clio Cup			16	15	1:57.143	3.373	0.108	132.6
7	1	Nicolas Milan(EU)	FRA	MILAN COMPETITION	FRA	Renault Clio Cup			16	15	1:57.145	3.375	0.002	132.6
8	15	David Pouget(EU)	FRA	GPA RACING	FRA	Renault Clio Cup			15	13	1:57.420	3.650	0.275	132.3
9	223	Sandro Soubek(ITA)	AUT	MAIR RACING OSTTIROL	AUT	Renault Clio Cup			12	10	1:57.564	3.794	0.144	132.2
10	105	Alessandro Brigatti(ITA)	ITA	PROGETTO E20 MOTORSPORT	ITA	Renault Clio Cup			8	4	1:59.623	5.853	2.059	129.9
11	9	Andreas Stucki(EE)	CHE	STUCKI MOTORSPORT	CHE	Renault Clio Cup			8	5	1:59.770	6.000	0.147	129.7
12	333	Mancini - Baroni	ITA	PRESS LEAGUE by OREGON TEAM	ITA	Renault Clio Cup			15	12	2:01.181	7.411	1.411	128.2

**C**

1	125	Jerzy Spinkiewicz(EU)	POL	UNIQU RACING	POL	Renault Clio Cup	C	1	13	12	1:53.713			136.7
2	211	Nikola Miljkovic(EU)	SRB	TEMPO RACING TEAM	SRB	Renault Clio Cup	C	2	16	15	1:53.778	0.065	0.065	136.6
3	6	Cosimo Papi(ITA)	ITA	SCUDERIA COSTA OVEST	ITA	Renault Clio Cup	C	3	14	13	1:54.250	0.537	0.472	136.0
4	107	Cristian Ricciarini(EU/ITA)	ITA	ESSECORSE	ITA	Renault Clio Cup	C	4	15	14	1:55.112	1.399	0.862	135.0
5	58	Chen Han Lin(EU/EE)	TWN	UNIQU RACING	POL	Renault Clio Cup	C	5	13	12	1:55.794	2.081	0.682	134.2
6	4	Julien Baziret	FRA	VICTEAM	FRA	Renault Clio Cup	C	6	14	12	1:56.089	2.376	0.295	133.9
7	99	Guillaume Maio(EU)	FRA	GM SPORT	FRA	Renault Clio Cup	C	7	14	13	1:56.610	2.897	0.521	133.3
8	116	Giacomo Trebbi(ITA)	ITA	MC MOTORTECNICA	ITA	Renault Clio Cup	C	8	15	14	1:57.009	3.296	0.399	132.8
9	93	Nico Abella(EU)	ESP	CHEFO SPORT	ESP	Renault Clio Cup	C	9	14	13	1:57.219	3.506	0.210	132.6
10	38	Alessio Alciadi(ITA)	ITA	TUDER MOTORSPORT	ITA	Renault Clio Cup	C	10	13	12	1:57.793	4.080	0.574	131.9
11	155	Gianalberto Coldani(ITA)	ITA	MC MOTORTECNICA	ITA	Renault Clio Cup	C	11	15	14	1:58.180	4.467	0.387	131.5
12	50	Juus Panttila(EU/EE)	FIN	CARPEK SERVICE	CZE	Renault Clio Cup	C	12	13	12	1:58.344	4.631	0.164	131.3
13	42	Mariano Alonso(EU)	ARG	GPA RACING	FRA	Renault Clio Cup	C	13	15	13	1:58.700	4.987	0.356	130.9
14	82	Jacopo Giuseppe Cimenesi(EU/ITA)	ITA	ESSECORSE	ITA	Renault Clio Cup	C	14	16	15	1:58.723	5.010	0.023	130.9
15	51	Henrik Seibel(EE)	DEU	CARPEK SERVICE	CZE	Renault Clio Cup	C	15	15	13	1:58.792	5.079	0.069	130.8
16	73	Sandro Cutini(ITA)	ITA	PROTEAM RACE	ITA	Renault Clio Cup	C	16	14	13	1:59.090	5.377	0.298	130.5
17	43	Damiano Puccetti(ITA)	ITA	PMA MOTORSPORT	ITA	Renault Clio Cup	C	17	11	8	1:59.938	6.225	0.848	129.6
18	103	William Mezzetti(EU/ITA)	ITA	PROGETTO E20 MOTORSPORT	ITA	Renault Clio Cup	C	18	6	2	2:01.623	7.910	1.685	127.8

**GD**

1	69	Quinto Stefana(EU/ITA)	ITA	MILAN COMPETITION	FRA	Renault Clio Cup	GD	1	15	14	1:55.761			134.2
2	55	René Steenmetz(EU/EE)	NLD	CHEFO SPORT	ESP	Renault Clio Cup	GD	2	15	13	1:55.776	0.015	0.015	134.2
3	21	Stephan Polderman(EU/EE)	NLD	CHEFO SPORT	ESP	Renault Clio Cup	GD	3	15	14	1:56.653	0.892	0.877	133.2
4	27	Vittorio Zadotti(ITA)	ITA	SCUDERIA COSTA OVEST	ITA	Renault Clio Cup	GD	4	14	13	1:56.812	1.051	0.159	133.0
5	88	HORN(EU)	FRA	GPA RACING	FRA	Renault Clio Cup	GD	5	15	14	1:58.644	2.883	1.832	131.0
6	17	Daniele Pasquali(ITA)	ITA	TUDER MOTORSPORT	ITA	Renault Clio Cup	GD	6	14	12	1:58.952	3.191	0.308	130.6
7	53	DUE(ITA)	ITA	OREGON TEAM	ITA	Renault Clio Cup	GD	7	14	13	1:59.364	3.603	0.412	130.2
8	62	Gabriel Alonso(EU)	ARG	GPA RACING	FRA	Renault Clio Cup	GD	8	14	13	1:59.952	4.191	0.588	129.5
9	177	Pietro Blumetti(ITA)	ITA	PMA MOTORSPORT	ITA	Renault Clio Cup	GD	9	15	13	2:00.604	4.843	0.652	128.8

**\* PENALTIES**

CARS #1- #5- #42- #51- #55- #69- #99- #101- #103- #105- #107- #133- #211 SOME LAP TIMES DELETED DUE TO TRACK LIMITS

Published at:.....

Track Temp: 15.0 °C Air Temp: 13.1 °C Humidity: 86 % Track Status: WET

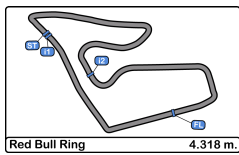
Stewards:

Race Director:

Timekeeper:

Luis Angel Garcia Nufez  
 JOB/I-0030-ESP





**Red Bull Ring**  
**Clio Cup Series**  
**Collective Test 1**  
**Lap Analysis**

# CLIO CUP SERIES

**1** Nicolas Milan(EU) Renault Clio Cup **5** Anthony Jurado(EU/EE) Renault Clio Cup

MILAN COMPETITION

MILAN COMPETITION

Lap	D	Time	Sector 1	Sector 2	Sector 3	T. Spd	Elapsed	Lap	D	Time	Sector 1	Sector 2	Sector 3	T. Spd	Elapsed
1		8:32:50.785	8:31:15.697	55.344	39.744	160.2	8:32:50.785	1		8:33:56.063	8:32:24.156	54.304	37.603	164.1	8:33:56.063
2		2:01.185	29.754	53.607	37.824	177.0	8:34:51.970	2		1:59.874	30.271	52.213	37.390	174.7	8:35:55.937
3		1:59.643	29.735	52.516	37.392	176.1	8:36:51.613	3		2:15.801	33.237	1:03.406	39.158	109.2	8:38:11.738
4		1:59.144	29.450	52.529	37.165	180.3	8:38:50.757	4		1:58.376	29.529	51.860	36.987	176.1	8:40:10.114
5		1:59.649	29.647	52.613	37.389	178.8	8:40:50.406	5		1:59.099	29.681	52.333	37.085	178.5	8:42:09.213
6		2:03.619	33.679	52.846	37.094	144.9	8:42:54.025	6		2:26.368 P	29.598	1:02.997	53.773	176.7	8:44:35.581
7		1:59.003	29.545	52.292	37.166	177.3	8:44:53.028	7		4:37.649	2:53.025	1:04.136	40.488	134.1	8:49:13.230
8		<del>1:59.144</del>	29.579	52.420	37.142	178.2	8:46:52.169	8		2:10.593	33.183	56.140	41.270	171.9	8:51:23.823
9		2:02.229	29.612	52.675	39.942	177.6	8:48:54.398	9		1:59.906	29.702	53.194	37.010	177.9	8:53:23.729
10		1:58.861	29.452	52.384	37.025	177.3	8:50:53.259	10		1:57.811	29.242	53.261	35.308	179.4	8:55:21.540
11		1:58.622	29.561	52.228	36.833	177.9	8:52:51.881	11		1:54.701	29.265	51.052	34.384	180.3	8:57:16.241
12		1:58.887	29.540	52.598	36.749	179.4	8:54:50.768	12		<del>1:54.464</del>	28.230	50.845	35.386	185.8	8:59:10.702
13		1:59.869	29.297	53.138	37.434	177.6	8:56:50.637	13		<del>1:53.043</del>	28.371	50.397	34.275	183.3	9:01:03.745
14		1:57.935	29.177	52.522	36.236	178.2	8:58:48.572	14		2:45.497 P	34.991	59.564	1:10.942	133.6	9:03:49.242
15		1:57.145	29.131	52.017	35.997	177.9	9:00:45.717								
16		2:41.845 P	34.801	1:02.357	1:04.687	124.1	9:03:27.562								

**2** Marc Guillot(EU/EE) Renault Clio Cup **6** Cosimo Papi(ITA) Renault Clio Cup

MILAN COMPETITION

SCUDERIA COSTA OVEST

Lap	D	Time	Sector 1	Sector 2	Sector 3	T. Spd	Elapsed	Lap	D	Time	Sector 1	Sector 2	Sector 3	T. Spd	Elapsed
1		8:32:51.831	8:31:17.609	54.610	39.612	158.3	8:32:51.831	1		8:32:35.933	8:30:53.118	1:02.534	40.281	100.8	8:32:35.933
2		2:01.927	30.079	53.933	37.915	175.0	8:34:53.758	2		2:02.247	30.080	54.292	37.875	156.2	8:34:38.180
3		2:01.332	29.851	53.536	37.945	176.7	8:36:55.090	3		2:12.832 P	29.733	54.177	48.922	164.8	8:36:51.012
4		2:04.756	33.668	53.519	37.569	172.5	8:38:59.846	4		6:20.016	4:33.094	1:04.108	42.814	119.7	8:43:11.028
5		2:00.348	29.716	53.009	37.623	177.3	8:41:00.194	5		2:08.954	31.660	57.790	39.504	154.7	8:45:19.982
6		2:00.537	30.128	52.908	37.501	173.9	8:43:00.731	6		2:06.030	30.820	56.377	38.833	170.0	8:47:26.012
7		2:01.399	30.061	53.756	37.582	168.7	8:45:02.130	7		2:04.110	30.197	55.705	38.208	171.9	8:49:30.122
8		2:02.191	30.578	53.508	38.105	177.3	8:47:04.321	8		2:03.031	30.448	55.585	36.998	175.0	8:51:33.153
9		2:00.301	29.884	52.990	37.427	176.7	8:49:04.622	9		2:00.469	29.779	54.482	36.208	175.6	8:53:33.622
10		1:59.753	29.655	52.880	37.218	177.3	8:51:04.375	10		1:58.141	29.412	53.426	35.303	176.1	8:55:31.763
11		2:02.284	29.763	55.132	37.389	175.8	8:53:06.659	11		1:56.339	29.055	52.697	34.587	176.7	8:57:28.102
12		1:58.314	29.474	52.310	36.530	177.3	8:55:04.973	12		1:55.046	28.750	51.755	34.541	173.3	8:59:23.148
13		2:03.184	29.364	53.061	40.759	177.3	8:57:08.157	13		1:54.250	28.916	51.001	34.333	179.4	9:01:17.398
14		1:57.759	29.419	52.292	36.048	176.7	8:59:05.916	14		2:37.683 P	30.553	56.044	1:11.086	129.6	9:03:55.081
15		1:57.143	29.260	51.991	35.892	177.6	9:01:03.059								
16		2:42.598 P	33.472	58.176	1:10.950	124.8	9:03:45.657								

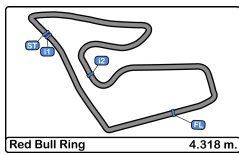
**4** Julien Baziret Renault Clio Cup **9** Andreas Stucki(EE) Renault Clio Cup

C VICTEAM

STUCKI MOTORSPORT

Lap	D	Time	Sector 1	Sector 2	Sector 3	T. Spd	Elapsed	Lap	D	Time	Sector 1	Sector 2	Sector 3	T. Spd	Elapsed
1		8:33:20.964	8:31:44.637	57.417	38.910	146.3	8:33:20.964	1		8:33:05.093	8:31:26.037	58.462	40.594	132.5	8:33:05.093
2		2:02.656	29.896	54.270	38.490	175.6	8:35:23.620	2		2:02.719	30.253	54.659	37.807	171.1	8:35:07.812
3		2:01.713	30.203	53.683	37.827	174.1	8:37:25.333	3		2:01.632	29.868	53.414	38.350	174.4	8:37:09.444
4		2:01.978	29.801	54.461	37.716	176.4	8:39:27.311	4		2:01.449	29.918	53.398	38.133	175.0	8:39:10.893
5		2:02.022	30.128	53.202	38.692	175.3	8:41:29.333	5		1:59.770	29.650	52.943	37.177	175.0	8:41:10.663
6		2:00.905	30.040	53.081	37.784	175.3	8:43:30.238	6		1:59.810	29.479	52.767	37.564	175.6	8:43:10.473
7		2:00.608	29.901	53.202	37.505	175.6	8:45:30.846	7		1:59.805	29.545	52.908	37.352	176.1	8:45:10.278
8		2:07.148 P	29.588	53.483	44.077	176.7	8:47:37.994	8		2:10.477 P	29.714	55.019	45.744	170.8	8:47:20.755
9		5:24.989	3:51.044	56.308	37.637	170.3	8:53:02.983								
10		1:59.333	29.852	53.301	36.180	175.3	8:55:02.316								
11		1:58.226	29.620	52.506	36.100	176.1	8:57:00.542								
12		1:56.089	29.516	51.461	35.112	177.3	8:58:56.631								
13		1:56.930	28.647	51.776	36.507	180.3	9:00:53.561								
14		2:38.957 P	30.315	1:00.927	1:07.715	176.7	9:03:32.518								





**Red Bull Ring**  
**Clio Cup Series**  
**Collective Test 1**  
**Lap Analysis**

# CLIO CUP

## SERIES

**12**

Gabriele Torelli(ITA)

Renault Clio Cup

FARO RACING GD

Lap	D	Time	Sector 1	Sector 2	Sector 3	T. Spd	Elapsed
1		8:33:08.367	8:31:34.093	56.416	37.858	142.1	8:33:08.367
2		2:01.189	29.806	54.036	37.347	174.1	8:35:09.556
3		2:00.580	29.769	53.365	37.446	177.6	8:37:10.136
4		2:00.374	29.673	53.171	37.530	177.3	8:39:10.510
5		1:59.692	29.618	52.710	37.364	175.6	8:41:10.202
6		1:59.729	29.441	52.846	37.442	175.6	8:43:09.931
7		1:59.618	29.400	52.919	37.299	176.7	8:45:09.549
8		2:05.355 P	29.548	52.942	42.865	176.1	8:47:14.904
9		4:45.857	3:15.872	52.972	37.013	173.6	8:52:00.761
10		1:58.451	29.101	52.845	36.505	178.2	8:53:59.212
11		1:58.130	29.179	52.447	36.504	177.9	8:55:57.342
12		1:57.708	29.150	52.448	36.110	176.7	8:57:55.050
13		1:57.035	28.897	52.231	35.907	177.0	8:59:52.085
14		2:04.053 P	28.912	52.185	42.956	175.8	9:01:56.138

**21**

Stephan Polderman (EU/EE)

Renault Clio Cup

CHEFO SPORT

Lap	D	Time	Sector 1	Sector 2	Sector 3	T. Spd	Elapsed
1		8:33:13.945	8:31:24.652	1:04.754	44.539	131.8	8:33:13.945
2		2:16.956	33.154	1:01.632	42.170	136.7	8:35:30.901
3		2:13.397	32.184	59.063	42.150	137.2	8:37:44.298
4		2:09.909	32.398	57.225	40.286	158.1	8:39:54.207
5		2:08.310	31.573	56.963	39.774	165.1	8:42:02.517
6		2:07.704	31.490	56.905	39.309	153.8	8:44:10.221
7		2:06.979	30.811	57.112	39.056	166.4	8:46:17.200
8		2:18.146	30.989	55.749	51.408	170.6	8:48:35.346
9		2:09.644	32.812	57.485	39.347	159.2	8:50:44.990
10		2:03.354	30.767	54.804	37.783	169.2	8:52:48.344
11		2:00.353	30.210	53.439	36.704	175.8	8:54:48.697
12		1:58.765	29.727	52.862	36.176	176.1	8:56:47.462
13		1:58.472	29.105	52.747	36.620	177.9	8:58:45.934
14		1:56.653	28.966	52.569	35.118	178.8	9:00:42.587
15		2:33.459 P	28.780	53.622	1:11.057	166.6	9:03:16.046

**15**

David Pouget(EU)

Renault Clio Cup

GPA RACING

Lap	D	Time	Sector 1	Sector 2	Sector 3	T. Spd	Elapsed
1		8:32:34.885	8:30:57.826	58.123	38.936	143.8	8:32:34.885
2		2:00.403	30.027	53.093	37.283	175.8	8:34:35.288
3		2:01.115	29.738	54.427	36.950	176.1	8:36:36.403
4		1:59.271	29.657	52.560	37.054	175.8	8:38:35.674
5		2:15.834	35.146	1:03.423	37.265	144.0	8:40:51.508
6		2:01.687	31.962	52.908	36.817	144.3	8:42:53.195
7		1:58.811	29.472	52.345	36.994	177.0	8:44:52.006
8		1:58.887	29.600	52.292	36.995	177.9	8:46:50.893
9		2:01.144	29.422	52.497	39.225	179.7	8:48:52.037
10		1:58.639	29.325	52.289	37.025	178.8	8:50:50.676
11		2:01.718	32.403	52.583	36.732	161.1	8:52:52.394
12		1:58.691	29.507	52.982	36.202	179.1	8:54:51.085
13		1:57.420	29.142	52.211	36.067	180.9	8:56:48.505
14		2:01.155	29.293	53.934	37.928	162.8	8:58:49.660
15		2:15.459 P	28.968	55.835	50.656	180.9	9:01:05.119

**27**

Vittorio Zadotti(ITA)

Renault Clio Cup

GD SCUDERIA COSTA OVEST

Lap	D	Time	Sector 1	Sector 2	Sector 3	T. Spd	Elapsed
1		8:32:34.897	8:30:51.304	1:02.529	41.064	119.2	8:32:34.897
2		2:02.874	30.506	54.566	37.802	168.7	8:34:37.771
3		2:00.261	29.582	53.423	37.256	176.4	8:36:38.032
4		2:00.301	29.405	53.481	37.415	176.4	8:38:38.333
5		2:16.309 P	30.160	55.003	51.146	169.5	8:40:54.642
6		5:32.267	3:43.365	1:04.903	43.999	125.5	8:46:26.909
7		2:09.586	31.796	56.846	40.944	161.9	8:48:36.495
8		2:09.745	30.774	59.662	39.309	163.3	8:50:46.240
9		2:04.092	30.498	55.789	37.805	162.4	8:52:50.332
10		2:03.314	30.174	56.061	37.079	169.8	8:54:53.646
11		1:58.907	29.448	53.307	36.152	174.1	8:56:52.553
12		1:57.842	29.076	52.784	35.982	179.1	8:58:50.395
13		1:56.812	28.967	52.736	35.109	180.0	9:00:47.207
14		2:34.544 P	32.584	59.183	1:02.777	141.3	9:03:21.751

**17**

Daniele Pasquali(ITA)

Renault Clio Cup

GD TUDER MOTORSPORT

Lap	D	Time	Sector 1	Sector 2	Sector 3	T. Spd	Elapsed
1		8:33:22.640	8:31:38.840	1:00.827	42.973	147.5	8:33:22.640
2		2:06.779	30.745	56.252	39.782	167.9	8:35:29.419
3		2:04.659	30.424	55.209	39.026	170.8	8:37:34.078
4		2:02.874	30.092	54.522	38.260	175.0	8:39:36.952
5		2:02.146	29.782	54.326	38.038	173.9	8:41:39.098
6		2:06.596	30.105	57.020	39.471	175.0	8:43:45.694
7		2:02.708	30.198	54.523	37.987	170.6	8:45:48.402
8		2:02.571	30.867	54.139	37.565	172.8	8:47:50.973
9		2:12.820 P	29.855	54.955	48.010	175.6	8:50:03.793
10		4:41.786	3:09.860	54.700	37.226	166.9	8:54:45.579
11		1:59.272	29.780	52.868	36.624	174.1	8:56:44.851
12		1:58.952	29.660	53.058	36.234	173.6	8:58:43.803
13		2:00.633	29.535	55.096	36.002	175.0	9:00:44.436
14		2:34.846 P	32.273	54.946	1:07.627	147.7	9:03:19.282

**38**

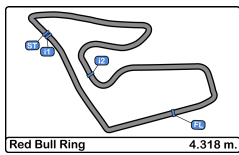
Alessio Alcidi(ITA)

Renault Clio Cup

C TUDER MOTORSPORT

Lap	D	Time	Sector 1	Sector 2	Sector 3	T. Spd	Elapsed
1		8:33:17.016	8:31:37.630	58.624	40.762	150.4	8:33:17.016
2		2:06.424	31.656	55.764	39.004	167.4	8:35:23.440
3		2:03.939	30.674	54.752	38.513	165.6	8:37:27.379
4		2:03.083	30.041	54.895	38.147	175.8	8:39:30.462
5		2:02.540	29.876	54.404	38.260	176.1	8:41:33.002
6		2:02.329	29.839	54.619	37.871	176.4	8:43:35.331
7		2:02.392	29.987	54.246	38.159	174.7	8:45:37.723
8		2:01.741	29.907	53.755	38.079	176.4	8:47:39.464
9		2:11.233 P	29.641	54.159	47.433	178.5	8:49:50.697
10		6:19.307	4:47.085	55.044	37.178	156.9	8:56:10.004
11		1:58.261	29.492	52.249	36.520	175.6	8:58:08.265
12		1:57.793	29.231	52.562	36.000	177.3	9:00:06.058
13		2:16.035 P	30.247	57.514	48.274	138.9	9:02:22.093





**Red Bull Ring**  
**Clio Cup Series**  
**Collective Test 1**  
**Lap Analysis**

# CLIO CUP

## SERIES

**42**

Mariano Alonso(EU)

Renault Clio Cup **50**

Juuso Panttila(EU/EE)

Renault Clio Cup

C

GPA RACING

C

CARPEK SERVICE

Lap	D	Time	Sector 1	Sector 2	Sector 3	T. Spd	Elapsed	Lap	D	Time	Sector 1	Sector 2	Sector 3	T. Spd	Elapsed
1		8:32:43.631	8:31:01.333	1:01.775	40.523	154.7	8:32:43.631	1		8:33:04.103	8:31:26.455	58.166	39.482	137.2	8:33:04.103
2		2:04.385	31.564	54.596	38.225	174.4	8:34:48.016	2		2:04.471	30.676	55.559	38.236	173.3	8:35:08.574
3		2:02.966	30.095	55.196	37.675	175.0	8:36:50.982	3		2:01.471	29.944	53.818	37.709	177.0	8:37:10.045
4		<del>2:01.332</del>	29.844	53.920	37.568	155.3	8:38:52.314	4		2:02.281	30.709	53.693	37.879	176.7	8:39:12.326
5		<del>2:00.744</del>	29.785	53.264	37.692	176.4	8:40:53.055	5		2:01.716	30.406	53.745	37.565	176.4	8:41:14.042
6		2:02.684	31.520	53.598	37.566	138.9	8:42:55.739	6		2:01.305	29.775	53.768	37.762	177.3	8:43:15.347
7		2:00.379	29.728	53.154	37.497	177.3	8:44:56.118	7		2:13.581 P	29.548	54.129	49.904	177.6	8:45:28.928
8		2:00.100	29.770	52.953	37.377	177.3	8:46:56.218	8		3:49.040	2:17.752	53.790	37.498	174.1	8:49:17.968
9		2:00.655	30.032	53.077	37.546	176.1	8:48:56.873	9		1:59.962	29.528	53.189	37.245	177.9	8:51:17.930
10		1:59.862	29.606	53.095	37.161	177.0	8:50:56.735	10		1:59.486	29.207	53.450	36.829	179.4	8:53:17.416
11		2:01.192	29.700	54.147	37.345	176.4	8:52:57.927	11		1:58.993	29.513	53.020	36.460	176.1	8:55:16.409
12		1:58.904	29.422	52.806	36.676	178.2	8:54:56.831	12		1:58.344	29.256	52.938	36.150	176.4	8:57:14.753
13		1:58.700	29.543	52.584	36.573	177.0	8:56:55.531	13		2:39.521 P	39.048	1:03.200	57.273	111.5	8:59:54.274
14		1:58.818	29.900	52.268	36.650	177.0	8:58:54.349								
15		2:13.143 P	29.414	52.383	51.346	179.1	9:01:07.492								

**43**

Damiano Puccetti(ITA)

Renault Clio Cup

Henrik Seibel(EE)

Renault Clio Cup

C

PMA MOTORSPORT

C

CARPEK SERVICE

Lap	D	Time	Sector 1	Sector 2	Sector 3	T. Spd	Elapsed	Lap	D	Time	Sector 1	Sector 2	Sector 3	T. Spd	Elapsed
1		8:33:17.599	8:31:43.277	55.723	38.599	162.8	8:33:17.599	1		8:33:05.951	8:31:28.676	58.447	38.828	150.4	8:33:05.951
2		2:02.721	30.651	53.820	38.250	174.7	8:35:20.320	2		2:06.252	30.633	56.474	39.145	173.3	8:35:12.203
3		2:11.834	30.153	1:03.233	38.448	174.4	8:37:32.154	3		<del>2:02.426</del>	30.240	54.554	37.632	176.1	8:37:14.629
4		2:02.084	30.606	53.499	37.979	173.9	8:39:34.238	4		<del>2:03.864</del>	30.643	54.717	38.504	173.3	8:39:18.493
5		2:01.905	30.066	53.889	37.950	175.8	8:41:36.143	5		2:03.753	30.550	54.933	38.270	172.8	8:41:22.246
6		2:01.683	30.264	53.343	38.076	175.0	8:43:37.826	6		2:03.888	30.087	54.603	39.198	174.7	8:43:26.134
7		2:01.272	30.089	53.424	37.759	175.6	8:45:39.098	7		<del>2:02.892</del>	30.466	54.760	37.666	172.8	8:45:29.026
8		1:59.938	29.668	53.001	37.269	177.3	8:47:39.036	8		<del>2:04.983</del>	30.125	54.274	37.584	173.6	8:47:31.009
9		2:00.640	29.628	53.181	37.831	175.8	8:49:39.676	9		2:01.916	30.496	53.912	37.508	173.3	8:49:32.925
10		2:00.624	29.882	53.270	37.472	175.3	8:51:40.300	10		2:02.081	30.306	53.965	37.810	173.6	8:51:35.006
11		2:27.287 P	31.210	58.611	57.466	154.7	8:54:07.587	11		2:07.645 P	29.972	53.894	43.779	175.0	8:53:42.651
12								12		3:17.700	1:48.773	52.715	36.212	171.7	8:57:00.351
13								13		1:58.792	29.984	52.697	36.111	175.8	8:58:59.143
14								14		1:58.917	29.288	52.593	37.036	176.1	9:00:58.060
15								15		2:40.600 P	31.885	57.373	1:11.342	142.4	9:03:38.660

**44**

Felice Jelmini(ITA)

Renault Clio Cup

DUE(ITA)

Renault Clio Cup

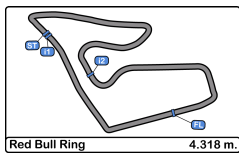
PMA MOTORSPORT

GD

OREGON TEAM

Lap	D	Time	Sector 1	Sector 2	Sector 3	T. Spd	Elapsed	Lap	D	Time	Sector 1	Sector 2	Sector 3	T. Spd	Elapsed
1		8:33:03.888	8:31:23.014	1:00.043	40.831	153.8	8:33:03.888	1		8:32:31.935	8:30:52.162	59.435	40.338	121.4	8:32:31.935
2		2:08.539	31.218	57.100	40.221		8:35:12.427	2		2:05.048	30.776	55.672	38.600	172.2	8:34:36.983
3		2:07.565	31.932		2:47.786	163.1	8:37:19.992	3		2:02.895	30.392	54.146	38.357	163.8	8:36:39.878
4		2:07.140	31.200	55.777	40.163	173.9	8:39:27.132	4		2:02.660	30.540	53.808	38.312	174.1	8:38:42.538
5		2:10.844	31.398	59.442	40.004	174.7	8:41:37.976	5		2:23.757 P	30.214	58.400	55.143	174.7	8:41:06.295
6		2:05.936	31.011		2:45.940	173.9	8:43:43.912	6		5:36.692	4:01.476	56.011	39.205	167.7	8:46:42.987
7		2:04.161	30.899	54.928	38.334	175.0	8:45:48.073	7		2:04.023	30.797	54.407	38.819	173.0	8:48:47.010
8		2:04.139	31.215	54.841	38.083	175.3	8:47:52.212	8		2:02.994	30.367	54.444	38.183	173.6	8:50:50.004
9		2:02.973	30.216	54.932	37.825	176.7	8:49:55.185	9		2:03.256	29.958	54.956	38.342	175.0	8:52:53.260
10		2:03.485	29.838	56.897	36.750	178.5	8:51:58.670	10		2:01.259	29.892	53.758	37.609	173.9	8:54:54.519
11		1:58.669	29.392	53.308	35.969	177.6	8:53:57.339	11		2:00.754	29.922	53.935	36.897	175.6	8:56:55.273
12		1:58.224	29.406	52.907	35.911	177.9	8:55:55.563	12		2:01.209	30.475	53.344	37.390	173.3	8:58:56.482
13		1:56.378	29.130	51.873	35.375	177.0	8:57:51.941	13		1:59.364	29.410	52.942	37.012	178.2	9:00:55.846
14		1:55.102	28.663	51.514	34.925	178.5	8:59:47.043	14		2:40.943 P	30.781	59.931	1:10.231	155.6	9:03:36.789
15		1:53.919	28.312	51.177	34.430	179.4	9:01:40.962								
16		2:34.581 P	33.844	54.659	1:06.078	117.3	9:04:15.543								





**Red Bull Ring**  
**Clio Cup Series**  
**Collective Test 1**  
**Lap Analysis**

# CLIO CUP

## SERIES

**55** René Steenmetz(EU/EE) Renault Clio Cup **69** Quinto Stefana(EU/ITA) Renault Clio Cup  
 GD CHEFO SPORT GD MILAN COMPETITION

Lap D	Time	Sector 1	Sector 2	Sector 3	T. Spd	Elapsed	Lap D	Time	Sector 1	Sector 2	Sector 3	T. Spd	Elapsed
1	8:33:08.518	8:31:22.451	1:03.494	42.573	143.0	8:33:08.518	1	8:32:53.342	8:31:19.012	55.359	38.971	158.5	8:32:53.342
2	2:11.202	32.589	57.629	40.984	160.4	8:35:19.720	2	2:03.084	29.889	55.019	38.176	160.9	8:34:56.426
3	2:12.260	34.720	57.534	40.006	166.4	8:37:31.980	3	2:02.204	29.875	54.070	38.259	167.9	8:36:58.630
4	2:07.457	30.933	56.979	39.545	167.4	8:39:39.437	4	2:01.478	29.920	54.183	37.375	173.6	8:39:00.108
5	<del>2:29.569</del>	52.850	56.288	40.431	163.8	8:42:09.006	5	2:00.750	29.547	53.419	37.784	172.8	8:41:00.858
6	<del>2:22.539</del>	31.181		3:02.970	171.7	8:44:31.545	6	2:00.082	29.543	53.106	37.433	178.8	8:43:00.940
7	2:06.018	30.661	55.467	39.890	173.0	8:46:37.563	7	2:00.102	29.757	52.869	37.476	177.9	8:45:01.042
8	2:05.102	30.919	55.577	38.606	172.8	8:48:42.665	8	1:59.925	29.533	52.848	37.544	175.6	8:47:00.967
9	2:06.020	31.154	56.598	38.268	174.4	8:50:48.685	9	2:00.310	29.614	53.374	37.322	176.1	8:49:01.277
10	2:02.104	30.281	54.952	36.871	167.9	8:52:50.789	10	2:08.163 P	29.661	52.767	45.735	175.8	8:51:09.440
11	2:00.977	29.784	54.534	36.659	173.9	8:54:51.766	11	<del>4:48.240</del>	3:02.650	1:03.091	42.499	103.6	8:55:57.680
12	1:57.456	29.106	52.754	35.596	177.9	8:56:49.222	12	2:00.247	29.698	53.409	37.140	173.6	8:57:57.927
13	<b>1:55.776</b>	<b>28.788</b>	<b>51.839</b>	35.149	181.5	8:58:44.998	13	1:56.943	29.081	52.201	35.661	179.7	8:59:54.870
14	1:56.581	28.849	52.813	<b>34.919</b>	177.3	9:00:41.579	14	<b>1:55.761</b>	<b>28.790</b>	<b>51.535</b>	<b>35.436</b>	179.1	9:01:50.631
15	2:31.583 P	28.949	53.620	1:09.014	176.4	9:03:13.162	15	2:31.362 P	31.221	55.629	1:04.512	149.5	9:04:21.993

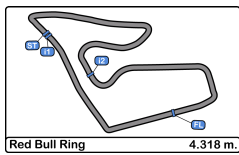
**58** Chen Han Lin(EU/EE) Renault Clio Cup **73** Sandro Cutini(ITA) Renault Clio Cup  
 C UNIQ RACING C PROTEAM RACE

Lap D	Time	Sector 1	Sector 2	Sector 3	T. Spd	Elapsed	Lap D	Time	Sector 1	Sector 2	Sector 3	T. Spd	Elapsed
1	8:34:17.700	8:32:33.759	1:00.232	43.709	153.4	8:34:17.700	1	8:32:46.714	8:30:54.461	1:08.478	43.775	92.3	8:32:46.714
2	2:12.167	32.107	1:00.033	40.027	163.3	8:36:29.867	2	2:08.364	32.067	56.460	39.837	173.0	8:34:55.078
3	2:02.374	30.113	54.453	37.808	174.1	8:38:32.241	3	2:03.368	30.186	54.462	38.720	176.1	8:36:58.446
4	2:00.490	29.737	53.600	37.153	174.4	8:40:32.731	4	2:03.584	30.662	54.792	38.130	169.0	8:39:02.030
5	2:00.468	29.722	53.655	37.091	174.1	8:42:33.199	5	2:02.155	29.912	54.043	38.200	177.0	8:41:04.185
6	2:00.219	29.379	53.925	36.915	173.9	8:44:33.418	6	2:03.521	30.006	55.111	38.404	176.7	8:43:07.706
7	2:23.185 P	31.333	53.703	58.149	164.8	8:46:56.603	7	2:12.735	30.118	1:04.331	38.286	175.3	8:45:20.441
8	6:27.973	4:43.286	1:03.878	40.809	160.2	8:53:24.576	8	2:02.910	30.542	54.152	38.216	175.0	8:47:23.351
9	2:02.884	30.011	55.473	37.400	177.3	8:55:27.460	9	2:01.861	29.993	53.928	37.940	175.3	8:49:25.212
10	1:59.351	29.199	53.739	36.413	177.0	8:57:26.811	10	2:01.751	30.029	53.852	37.870	175.0	8:51:26.963
11	1:59.040	30.863	52.926	35.251	164.3	8:59:25.851	11	2:11.225 P	29.761	54.836	46.628	176.7	8:53:38.188
12	<b>1:55.794</b>	<b>28.951</b>	<b>51.800</b>	<b>35.043</b>	178.8	9:01:21.645	12	5:16.150	3:32.271	1:03.716	40.163	131.2	8:58:54.338
13	2:51.382 P	29.122	56.212	1:26.048	148.9	9:04:13.027	13	<b>1:59.090</b>	<b>29.617</b>	<b>52.995</b>	<b>36.478</b>	173.0	9:00:53.428
							14	2:41.881 P	32.052	1:00.539	1:09.290	159.2	9:03:35.309

**62** Gabriel Alonso(EU) Renault Clio Cup **82** Jacopo Giuseppe Cimenes (EU/ITA) Renault Clio Cup  
 GD GPA RACING C ESSECORSE

Lap D	Time	Sector 1	Sector 2	Sector 3	T. Spd	Elapsed	Lap D	Time	Sector 1	Sector 2	Sector 3	T. Spd	Elapsed
1	8:32:48.686	8:31:03.990	1:02.402	42.294	150.2	8:32:48.686	1	8:32:46.837	8:31:09.424	56.133	41.280	167.1	8:32:46.837
2	2:06.896	30.696	56.343	39.857	169.2	8:34:55.582	2	2:02.906	30.637	54.268	38.001	169.0	8:34:49.743
3	2:03.709	30.339	54.210	39.160	171.4	8:36:59.291	3	2:00.464	29.831	53.133	37.500	177.6	8:36:50.207
4	2:03.224	30.404	54.540	38.280	170.8	8:39:02.515	4	2:00.050	29.785	52.854	37.411	177.3	8:38:50.257
5	2:02.124	29.922	54.087	38.115	176.4	8:41:04.639	5	2:11.443	29.658	1:03.727	38.058	177.9	8:41:01.700
6	2:44.760	29.815	53.922	1:21.023	174.4	8:43:49.399	6	2:00.642	29.795	53.255	37.592	179.1	8:43:02.342
7	2:08.037	32.669	56.939	38.429	165.8	8:45:57.436	7	2:00.236	29.619	53.029	37.588	177.6	8:45:02.578
8	2:16.590	41.117	56.517	38.956	152.7	8:48:14.026	8	2:00.290	29.731	53.084	37.475	177.0	8:47:02.868
9	2:03.275	30.014	54.550	38.711	171.9	8:50:17.301	9	2:00.211	29.637	53.027	37.547	177.3	8:49:03.079
10	2:03.021	30.458	54.087	38.476	173.9	8:52:20.322	10	2:02.112	29.695	53.079	39.338	177.3	8:51:05.191
11	2:01.372	30.062	53.639	37.671	172.8	8:54:21.694	11	1:59.777	29.645	52.868	37.264	178.5	8:53:04.968
12	2:01.481	29.997	53.665	37.819	174.1	8:56:23.175	12	1:59.591	<b>29.465</b>	52.828	37.298	177.9	8:55:04.559
13	<b>1:59.952</b>	<b>29.626</b>	<b>53.503</b>	<b>36.823</b>	176.4	8:58:23.127	13	1:59.448	29.648	52.747	37.053	178.8	8:57:04.007
14	2:19.998 P	29.885	53.764	56.349	174.4	9:00:43.125	14	1:59.263	29.474	52.979	36.810	177.6	8:59:03.270
							15	<b>1:58.723</b>	29.686	<b>52.505</b>	<b>36.532</b>	176.7	9:01:01.993
							16	2:41.786 P	31.868	54.907	1:15.011	153.6	9:03:43.779





**Red Bull Ring**  
**Clio Cup Series**  
**Collective Test 1**  
**Lap Analysis**

# CLIO CUP

## SERIES

**88** HORN(EU) Renault Clio Cup **101** Tomas Pekar(EU/EE) Renault Clio Cup  
 GD GPA RACING CARPEK SERVICE

Lap	D	Time	Sector 1	Sector 2	Sector 3	T. Spd	Elapsed	Lap	D	Time	Sector 1	Sector 2	Sector 3	T. Spd	Elapsed
1		8:32:45.168	8:31:02.223	1:01.365	41.580	141.9	8:32:45.168	1		8:33:09.361	8:31:35.160	56.430	37.771	132.1	8:33:09.361
2		2:07.335	31.595	56.371	39.369	155.1	8:34:52.503	2		2:02.657	29.998	53.719	38.940	175.6	8:35:12.018
3		2:04.001	30.506	54.570	38.925	174.7	8:36:56.504	3		2:00.235	30.014	53.144	37.077	174.4	8:37:12.253
4		2:02.265	30.407	53.901	37.957	174.1	8:38:58.769	4		2:00.268	29.416	53.436	37.416	177.3	8:39:12.521
5		2:02.622	30.198	54.338	38.086	173.6	8:41:01.391	5		2:00.165	30.000	53.086	37.079	177.3	8:41:12.686
6		2:01.655	29.838	53.999	37.818	176.1	8:43:03.046	6		1:59.720	29.694	52.873	37.153	176.4	8:43:12.406
7		2:01.261	29.817	53.448	37.996	176.7	8:45:04.307	7		2:06.396 P	29.589	53.090	43.717	177.9	8:45:18.802
8		2:01.147	29.778	53.343	38.026	176.7	8:47:05.454	8		8:00.068	6:24.952	58.107	37.009	170.3	8:53:18.870
9		2:00.372	29.745	52.942	37.685	176.7	8:49:05.826	9		2:00.379	29.638	54.647	36.094	177.6	8:55:19.249
10		2:01.066	29.564	53.383	38.119	176.7	8:51:06.892	10		1:56.590	29.016	52.438	35.136	178.5	8:57:15.839
11		2:02.921	29.804	53.228	39.889	176.4	8:53:09.813	11		1:55.079	28.587	51.530	34.962	180.3	8:59:10.918
12		1:59.725	29.586	52.911	37.228	175.8	8:55:09.538	12		1:53.770	28.449	50.952	34.369	183.0	9:01:04.688
13		1:59.929	29.857	52.964	37.108	175.0	8:57:09.467	13		2:48.152 P	35.228	59.443	1:13.481	120.9	9:03:52.840
14		1:58.644	29.255	52.613	36.776	176.7	8:59:08.111								
15		2:18.693 P	29.518	55.398	53.777	175.6	9:01:26.804								

**93** Nico Abella(EU) Renault Clio Cup **103** William Mezzetti(EU/ITA) Renault Clio Cup  
 C PROGETTO E20 MOTORSPORT

Lap	D	Time	Sector 1	Sector 2	Sector 3	T. Spd	Elapsed	Lap	D	Time	Sector 1	Sector 2	Sector 3	T. Spd	Elapsed
1		8:33:43.515	8:32:00.345	1:02.467	40.703	135.1	8:33:43.515	1		8:33:16.093	8:31:41.597	56.144	38.352	151.4	8:33:16.093
2		2:09.502	31.382	58.204	39.916	166.9	8:35:53.017	2		2:01.623	30.311	53.807	37.505	166.1	8:35:17.716
3		2:07.743	30.911	57.546	39.286	164.8	8:38:00.760	3		2:02.440	29.758	53.495	39.187	176.7	8:37:20.156
4		2:07.087	30.842	57.294	38.951	165.3	8:40:07.847	4		2:04.240	29.878	53.799	37.533	176.4	8:39:21.366
5		2:05.464	30.838	56.052	38.574	169.0	8:42:13.311	5		2:00.424	29.619	53.251	37.554	175.8	8:41:21.790
6		2:06.394	31.480	56.155	38.759	171.1	8:44:19.705	6		2:08.360 P	29.632	53.224	45.504	175.3	8:43:30.150
7		2:06.398	30.589	55.586	40.223	166.1	8:46:26.103								
8		2:03.996	30.413	55.748	37.835	172.5	8:48:30.099								
9		2:03.449	30.491	55.193	37.765	174.1	8:50:33.548	1		8:33:15.410	8:31:40.151	56.399	38.860	155.1	8:33:15.410
10		2:01.696	29.876	54.793	37.027	174.1	8:52:35.244	2		2:01.751	30.467	53.505	37.779	173.9	8:35:17.161
11		1:59.478	29.485	53.807	36.186	175.8	8:54:34.722	3		2:02.348	29.591	53.773	38.984	176.4	8:37:19.509
12		1:58.363	29.580	53.267	35.516	176.1	8:56:33.085	4		1:59.623	29.637	52.802	37.184	176.4	8:39:19.132
13		1:57.219	29.614	52.369	35.236	176.4	8:58:30.304	5		2:12.680 P	30.116	53.764	48.800	157.2	8:41:31.812
14		2:14.418 P	29.931	52.348	52.139	156.7	9:00:44.722	6		4:06.277	2:34.830	53.193	37.254	174.7	8:45:37.089

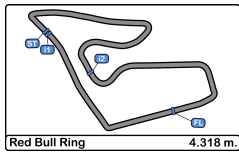
**99** Guillaume Maio(EU) Renault Clio Cup **105** Alessandro Brigatti(ITA) Renault Clio Cup  
 C GM SPORT PROGETTO E20 MOTORSPORT

Lap	D	Time	Sector 1	Sector 2	Sector 3	T. Spd	Elapsed	Lap	D	Time	Sector 1	Sector 2	Sector 3	T. Spd	Elapsed
1		8:32:42.914	8:31:03.557	58.941	40.416	143.8	8:32:42.914	1		8:32:59.074	8:31:10.925	1:06.633	41.516	138.6	8:32:59.074
2		2:02.870	30.641	54.214	38.015	171.7	8:34:45.784	2		2:12.893	31.404	59.226	42.263	162.1	8:35:11.967
3		2:00.743	29.910	53.140	37.693	174.1	8:36:46.527	3		2:11.478	31.669	58.888	40.921	160.0	8:37:23.445
4		2:00.147	29.893	52.791	37.463	175.0	8:38:46.674	4		2:08.994	30.851	57.927	40.216	166.4	8:39:32.439
5		2:00.374	29.739	53.091	37.544	176.4	8:40:47.048	5		2:08.643	31.250	57.619	39.774	165.8	8:41:41.082
6		4:59.487	29.579	52.675	37.233	176.7	8:42:46.535	6		2:08.779	30.933	57.165	40.681	171.4	8:43:49.861
7		2:00.659	29.861	53.379	37.419	175.6	8:44:47.194	7		2:00.999	31.597	57.858	40.538	167.7	8:45:59.854
8		2:00.469	30.188	52.772	37.509	173.6	8:46:47.663	8		2:05.230	30.632	56.207	38.391	170.6	8:48:05.084
9		2:00.436	29.918	53.017	37.501	174.4	8:48:48.099	9		2:04.729	30.364	56.032	38.333	172.5	8:50:09.813
10		2:10.332 P	29.765	53.100	47.467	176.4	8:50:58.431	10		2:02.461	29.994	54.775	37.692	172.5	8:52:12.274
11		5:23.989	3:49.558	56.577	37.854	155.6	8:56:22.420	11		2:01.030	29.588	54.674	36.768	164.8	8:54:13.304
12		1:58.589	29.545	53.092	35.952	174.7	8:58:21.009	12		1:58.007	29.584	52.465	35.958	177.3	8:56:11.311
13		1:56.610	29.115	52.008	35.487	177.6	9:00:17.619	13		1:56.268	28.880	51.884	35.504	178.8	8:58:07.579
14		2:13.093 P	31.188	52.884	49.021	148.3	9:02:30.712	14		1:55.112	28.651	51.670	34.791	180.6	9:00:02.691
								15		2:11.123 P	30.764	52.701	47.658	141.9	9:02:13.814









**Red Bull Ring**  
**Clio Cup Series**  
**Collective Test 1**  
**Lap Analysis**

# CLIO CUP

## SERIES

**223**

Sandro Soubek(ITA)

Renault Clio Cup

MAIR RACING OSTTIROL

Lap	D	Time	Sector 1	Sector 2	Sector 3	T. Spd	Elapsed
1		8:34:25.647	8:32:39.862	1:06.061	39.724	119.7	8:34:25.647
2		1:59.983	29.496	53.446	37.041	175.0	8:36:25.630
3		1:59.952	29.500	53.317	37.135	174.7	8:38:25.582
4		2:19.186 P	29.746	1:03.980	45.460	174.1	8:40:44.768
5		5:14.265	3:40.283	54.951	39.031	163.6	8:45:59.033
6		1:59.194	29.520	52.970	36.704	175.6	8:47:58.227
7		1:58.623	29.190	52.703	36.730	175.3	8:49:56.850
8		2:27.964 P	34.698	1:03.315	49.951	114.6	8:52:24.814
9		4:48.375	3:07.682	1:03.778	36.915	75.5	8:57:13.189
10		<b>1:57.564</b>	<b>28.917</b>	<b>51.553</b>	37.094	177.3	8:59:10.753
11		1:57.925	29.524	51.720	<b>36.681</b>	179.4	9:01:08.678
12		2:47.446 P	36.054	57.544	1:13.848	124.8	9:03:56.124

**333**

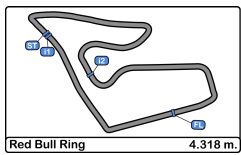
Mancini - Baroni

Renault Clio Cup

PRESS LEAGUE by OREGON

Lap	D	Time	Sector 1	Sector 2	Sector 3	T. Spd	Elapsed
1		8:32:48.452	8:30:55.454	1:08.385	44.613	97.7	8:32:48.452
2		2:10.608	31.715	58.880	40.013	148.9	8:34:59.060
3		2:05.628	30.459	55.541	39.628	168.7	8:37:04.688
4		2:07.579	32.873	55.056	39.650	166.9	8:39:12.267
5		2:06.188	30.682	56.115	39.391	156.2	8:41:18.455
6		2:16.524 P	30.448	55.255	50.821	167.9	8:43:34.979
7		2:27.609	52.110	55.935	39.564	163.1	8:46:02.588
8		2:03.481	30.271	54.517	38.693	171.1	8:48:06.069
9		2:03.096	30.132	54.093	38.871	174.4	8:50:09.165
10		2:02.615	30.391	54.015	38.209	171.7	8:52:11.780
11		2:02.180	29.926	54.324	37.930	173.3	8:54:13.960
12		<b>2:01.181</b>	<b>29.863</b>	<b>53.574</b>	<b>37.744</b>	174.1	8:56:15.141
13		2:01.590	29.992	53.629	37.969	173.3	8:58:16.731
14		2:01.839	29.967	53.904	37.968	170.6	9:00:18.570
15		2:59.426 P	36.693	1:07.384	1:15.349	111.5	9:03:17.996





**Red Bull Ring**  
**Clio Cup Series**  
**Collective Test 1**

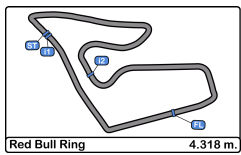
# CLIO CUP

## SERIES

**Best Sectors Results**

Sector - 1				Sector - 2				Sector - 3				Ideal Lap vs Best Lap			
Clas	Nº	Driver	Time	Nº	Driver	Time	Nº	Driver	Time	Clas	Nº	Driver	Ideal Lap	Best Lap	Clas
1	5	Anthony Jurado(EU/EE)	28.230	5	Anthony Jurado(EU/EE)	50.397	5	Anthony Jurado(EU/EE)	34.275	1	5	Anthony Jurado(EU/EE)	1:52.902	1:54.701	7
2	44	Felice Jelmini(ITA)	28.312	211	Nikola Miljkovic(EU)	50.929	125	Jerzy Spinkiewicz(EU)	34.333	2	125	Jerzy Spinkiewicz(EU)	1:53.713	1:53.713	1
3	12	Jerzy Spinkiewicz(EU)	28.409	101	Tomas Pekar(EU/EE)	50.952	6	Cosimo Papi(ITA)	34.333	3	101	Tomas Pekar(EU/EE)	1:53.770	1:53.770	2
4	10	Tomas Pekar(EU/EE)	28.449	125	Jerzy Spinkiewicz(EU)	50.971	133	Gabor Tim	34.340	4	211	Nikola Miljkovic(EU)	1:53.778	1:53.778	3
5	21	Nikola Miljkovic(EU)	28.464	6	Cosimo Papi(ITA)	51.001	101	Tomas Pekar(EU/EE)	34.369	5	44	Felice Jelmini(ITA)	1:53.919	1:53.919	4
6	13	Gabor Tim	28.621	133	Gabor Tim	51.129	211	Nikola Miljkovic(EU)	34.385	6	6	Cosimo Papi(ITA)	1:54.084	1:54.250	6
7	4	Julien Baziret	28.647	44	Felice Jelmini(ITA)	51.177	44	Felice Jelmini(ITA)	34.430	7	133	Gabor Tim	1:54.090	1:54.090	5
8	10	Cristian Ricciarini(EU/ITA)	28.651	4	Julien Baziret	51.461	107	Cristian Ricciarini(EU/ITA)	34.791	8	107	Cristian Ricciarini(EU/ITA)	1:55.112	1:55.112	8
9	6	Cosimo Papi(ITA)	28.750	69	Quinto Stefana(EU/ITA)	51.535	55	René Steenmetz(EU/EE)	34.919	9	4	Julien Baziret	1:55.220	1:56.089	12
10	21	Stephan Polderman(EU/EE)	28.780	223	Sandro Soubek(ITA)	51.553	58	Chen Han Lin(EU/EE)	35.043	10	55	René Steenmetz(EU/EE)	1:55.546	1:55.776	10
11	55	René Steenmetz(EU/EE)	28.788	107	Cristian Ricciarini(EU/ITA)	51.670	27	Vittorio Zadotti(ITA)	35.109	11	69	Quinto Stefana(EU/ITA)	1:55.761	1:55.761	9
12	69	Quinto Stefana(EU/ITA)	28.790	58	Chen Han Lin(EU/EE)	51.800	4	Julien Baziret	35.112	12	58	Chen Han Lin(EU/EE)	1:55.794	1:55.794	11
13	12	Gabriele Torelli(ITA)	28.897	55	René Steenmetz(EU/EE)	51.839	21	Stephan Polderman(EU/EE)	35.118	13	21	Stephan Polderman(EU/EE)	1:56.467	1:56.653	14
14	22	Sandro Soubek(ITA)	28.917	2	Marc Guillot(EU/EE)	51.991	93	Nico Abella(EU)	35.236	14	99	Guillaume Maio(EU)	1:56.610	1:56.610	13
15	58	Chen Han Lin(EU/EE)	28.951	99	Guillaume Maio(EU)	52.008	69	Quinto Stefana(EU/ITA)	35.436	15	27	Vittorio Zadotti(ITA)	1:56.812	1:56.812	15
16	11	Giacomo Trebbi(ITA)	28.966	1	Nicolas Milan(EU)	52.017	99	Guillaume Maio(EU)	35.487	16	12	Gabriele Torelli(ITA)	1:56.989	1:57.035	17
17	27	Vittorio Zadotti(ITA)	28.967	12	Gabriele Torelli(ITA)	52.185	116	Giacomo Trebbi(ITA)	35.820	17	116	Giacomo Trebbi(ITA)	1:57.009	1:57.009	16
18	15	David Pouget(EU)	28.968	15	David Pouget(EU)	52.211	155	Gianalberto Coldani(ITA)	35.878	18	93	Nico Abella(EU)	1:57.069	1:57.219	20
19	99	Guillaume Maio(EU)	29.115	116	Giacomo Trebbi(ITA)	52.223	2	Marc Guillot(EU/EE)	35.892	19	2	Marc Guillot(EU/EE)	1:57.143	1:57.143	18
20	1	Nicolas Milan(EU)	29.131	38	Alessio Alcidì(ITA)	52.249	12	Gabriele Torelli(ITA)	35.907	20	1	Nicolas Milan(EU)	1:57.145	1:57.145	19
21	50	Juuso Panttila(EU/EE)	29.207	42	Mariano Alonso(EU)	52.268	1	Nicolas Milan(EU)	35.997	21	223	Sandro Soubek(ITA)	1:57.151	1:57.564	22
22	38	Alessio Alcidì(ITA)	29.231	93	Nico Abella(EU)	52.348	38	Alessio Alcidì(ITA)	36.000	22	15	David Pouget(EU)	1:57.246	1:57.420	21
23	88	HORN(EU)	29.255	82	Jacopo Giuseppe Cimenesi(EU/ITA)	52.505	17	Daniele Pasquali(ITA)	36.002	23	38	Alessio Alcidì(ITA)	1:57.480	1:57.793	23
24	2	Marc Guillot(EU/EE)	29.260	21	Stephan Polderman(EU/EE)	52.569	15	David Pouget(EU)	36.067	24	51	Henrik Seibel(EE)	1:57.992	1:58.792	29
25	51	Henrik Seibel(EE)	29.288	51	Henrik Seibel(EE)	52.593	51	Henrik Seibel(EE)	36.111	25	155	Gianalberto Coldani(ITA)	1:58.180	1:58.180	24
26	10	Alessandro Brigatti(ITA)	29.314	88	HORN(EU)	52.613	50	Juuso Panttila(EU/EE)	36.150	26	42	Mariano Alonso(EU)	1:58.255	1:58.700	27
27	53	DUE(ITA)	29.410	105	Alessandro Brigatti(ITA)	52.675	73	Sandro Cutini(ITA)	36.478	27	50	Juuso Panttila(EU/EE)	1:58.295	1:58.344	25
28	42	Mariano Alonso(EU)	29.414	27	Vittorio Zadotti(ITA)	52.736	82	Jacopo Giuseppe Cimenesi(EU/ITA)	36.532	28	17	Daniele Pasquali(ITA)	1:58.405	1:58.952	30
29	82	Jacopo Giuseppe Cimenesi(EU/ITA)	29.465	9	Andreas Stucki(EE)	52.767	42	Mariano Alonso(EU)	36.573	29	82	Jacopo Giuseppe Cimenesi(EU/ITA)	1:58.502	1:58.723	28
30	9	Andreas Stucki(EE)	29.479	155	Gianalberto Coldani(ITA)	52.810	223	Sandro Soubek(ITA)	36.681	30	88	HORN(EU)	1:58.644	1:58.644	26
31	93	Nico Abella(EU)	29.485	17	Daniele Pasquali(ITA)	52.868	88	HORN(EU)	36.776	31	105	Alessandro Brigatti(ITA)	1:59.061	1:59.623	33
32	15	Gianalberto Coldani(ITA)	29.492	50	Juuso Panttila(EU/EE)	52.938	62	Gabriel Alonso(EU)	36.823	32	73	Sandro Cutini(ITA)	1:59.090	1:59.090	31
33	17	Daniele Pasquali(ITA)	29.535	53	DUE(ITA)	52.942	53	DUE(ITA)	36.897	33	53	DUE(ITA)	1:59.249	1:59.364	32
34	73	Sandro Cutini(ITA)	29.617	73	Sandro Cutini(ITA)	52.995	177	Pietro Blumetti(ITA)	36.947	34	9	Andreas Stucki(EE)	1:59.423	1:59.770	34
35	10	William Mezzetti(EU/ITA)	29.619	43	Damiano Puccetti(ITA)	53.001	105	Alessandro Brigatti(ITA)	37.072	35	43	Damiano Puccetti(ITA)	1:59.898	1:59.938	35
36	62	Gabriel Alonso(EU)	29.626	103	William Mezzetti(EU/ITA)	53.224	9	Andreas Stucki(EE)	37.177	36	62	Gabriel Alonso(EU)	1:59.952	1:59.952	36
37	43	Damiano Puccetti(ITA)	29.628	177	Pietro Blumetti(ITA)	53.350	43	Damiano Puccetti(ITA)	37.269	37	177	Pietro Blumetti(ITA)	2:00.118	2:00.604	37
38	17	Pietro Blumetti(ITA)	29.821	62	Gabriel Alonso(EU)	53.503	103	William Mezzetti(EU/ITA)	37.505	38	103	William Mezzetti(EU/ITA)	2:00.348	2:01.623	39
39	33	Mancini - Baroni	29.863	333	Mancini - Baroni	53.574	333	Mancini - Baroni	37.744	39	333	Mancini - Baroni	2:01.181	2:01.181	38





**Red Bull Ring**  
**Clio Cup Series**  
**Collective Test 1**  
**Best 5 Lap Times**

# CLIO CUP

## SERIES

Cls	N°	Driver	Nat	Team	Nat	Vehicle	Cat	Cls	Best 1		Best 2		Best 3		Best 4		Best 5	
									Time	Lap	Time	Lap	Time	Lap	Time	Lap	Time	Lap
1	125	Jerzy Spinkiewicz(EU)	POL	UNIQ RACING	POL	Renault Clio Cup	C	1	1:53.713	12	1:54.463	11	1:56.123	10	1:59.211	9	1:59.520	5
2	101	Tomas Pekar(EU/EE)	CZE	CARPEK SERVICE	CZE	Renault Clio Cup			1:53.770	12	1:55.079	11	1:56.590	10	1:59.720	6	2:00.165	5
3	211	Nikola Miljkovic(EU)	SRB	TEMPO RACING TEAM	SRB	Renault Clio Cup	C	2	1:53.778	15	1:54.794	14	1:56.785	13	1:59.383	12	1:59.797	11
4	44	Felice Jelmini(ITA)	ITA	PMA MOTORSPORT	ITA	Renault Clio Cup			1:53.919	15	1:55.102	14	1:56.378	13	1:58.224	12	1:58.669	11
5	133	Gabor Tim	HUN	GM SPORT	FRA	Renault Clio Cup			1:54.090	14	1:54.690	13	1:57.194	12	1:58.568	11	2:00.002	4
6	6	Cosimo Papi(ITA)	ITA	SCUDERIA COSTA OVEST	ITA	Renault Clio Cup	C	3	1:54.250	13	1:55.046	12	1:56.339	11	1:58.141	10	2:00.469	9
7	5	Anthony Jurado(EU/EE)	FRA	MILAN COMPETITION	FRA	Renault Clio Cup			1:54.701	11	1:57.811	10	1:58.376	4	1:59.099	5	1:59.874	2
8	107	Cristian Ricciarini(EU/ITA)	ITA	ESSECORSE	ITA	Renault Clio Cup	C	4	1:55.112	14	1:56.268	13	1:58.007	12	2:01.030	11	2:02.461	10
9	69	Quinto Stefana(EU/ITA)	ITA	MILAN COMPETITION	FRA	Renault Clio Cup	GD	1	1:55.761	14	1:56.943	13	1:59.925	8	2:00.082	6	2:00.102	7
10	55	René Steenmetz(EU/EE)	NLD	CHEFO SPORT	ESP	Renault Clio Cup	GD	2	1:55.776	13	1:56.581	14	1:57.456	12	2:00.977	11	2:02.104	10
11	58	Chen Han Lin(EU/EE)	TWN	UNIQ RACING	POL	Renault Clio Cup	C	5	1:55.794	12	1:59.040	11	1:59.351	10	2:00.219	6	2:00.468	5
12	4	Julien Baziret	FRA	VIC'TEAM	FRA	Renault Clio Cup	C	6	1:56.089	12	1:56.930	13	1:58.226	11	1:59.333	10	2:00.608	7
13	99	Guillaume Maio(EU)	FRA	GM SPORT	FRA	Renault Clio Cup	C	7	1:56.610	13	1:58.589	12	2:00.374	5	2:00.436	9	2:00.469	8
14	21	Stephan Polderman(EU/EE)	NLD	CHEFO SPORT	ESP	Renault Clio Cup	GD	3	1:56.653	14	1:58.472	13	1:58.765	12	2:00.353	11	2:03.354	10
15	27	Vittorio Zadotti(ITA)	ITA	SCUDERIA COSTA OVEST	ITA	Renault Clio Cup	GD	4	1:56.812	13	1:57.842	12	1:58.907	11	2:00.261	3	2:00.301	4
16	116	Giacomo Trebbi(ITA)	ITA	MC MOTORTECNICA	ITA	Renault Clio Cup	C	8	1:57.009	14	1:58.101	13	1:58.420	11	1:58.759	12	2:00.620	8
17	12	Gabriele Torelli(ITA)	ITA	FARO RACING	ITA	Renault Clio Cup			1:57.035	13	1:57.708	12	1:58.130	11	1:58.451	10	1:59.618	7
18	2	Marc Guillot(EU/EE)	FRA	MILAN COMPETITION	FRA	Renault Clio Cup			1:57.143	15	1:57.759	14	1:58.314	12	1:59.753	10	2:00.301	9
19	1	Nicolas Milan(EU)	FRA	MILAN COMPETITION	FRA	Renault Clio Cup			1:57.145	15	1:57.935	14	1:58.622	11	1:58.861	10	1:58.887	12
20	93	Nico Abella(EU)	ESP	CHEFO SPORT	ESP	Renault Clio Cup	C	9	1:57.219	13	1:58.363	12	1:59.478	11	2:01.696	10	2:03.449	9
21	15	David Pouget(EU)	FRA	GPA RACING	FRA	Renault Clio Cup			1:57.420	13	1:58.639	10	1:58.691	12	1:58.811	7	1:58.887	8
22	223	Sandro Soubek(ITA)	AUT	MAIR RACING OSTTIROL	AUT	Renault Clio Cup			1:57.564	10	1:57.925	11	1:58.623	7	1:59.194	6	1:59.952	3
23	38	Alessio Alcidi(ITA)	ITA	TUDER MOTORSPORT	ITA	Renault Clio Cup	C	10	1:57.793	12	1:58.261	11	2:01.741	8	2:02.329	6	2:02.392	7
24	155	Gianalberto Coldani(ITA)	ITA	MC MOTORTECNICA	ITA	Renault Clio Cup	C	11	1:58.180	14	2:00.108	8	2:00.109	7	2:00.247	9	2:00.574	10
25	50	Juuso Panttila(EU/EE)	FIN	CARPEK SERVICE	CZE	Renault Clio Cup	C	12	1:58.344	12	1:58.993	11	1:59.486	10	1:59.962	9	2:01.305	6
26	88	HORN(EU)	FRA	GPA RACING	FRA	Renault Clio Cup	GD	5	1:58.644	14	1:59.725	12	1:59.929	13	2:00.372	9	2:01.066	10
27	42	Mariano Alonso(EU)	ARG	GPA RACING	FRA	Renault Clio Cup	C	13	1:58.700	13	1:58.818	14	1:58.904	12	1:59.862	10	2:00.100	8
28	82	Jacopo Giuseppe Cimenesi(EU/ITA)	ITA	ESSECORSE	ITA	Renault Clio Cup	C	14	1:58.723	15	1:59.263	14	1:59.448	13	1:59.591	12	1:59.777	11
29	51	Henrik Seibel(EE)	DEU	CARPEK SERVICE	CZE	Renault Clio Cup	C	15	1:58.792	13	1:58.917	14	2:01.916	9	2:02.081	10	2:03.753	5
30	17	Daniele Pasquali(ITA)	ITA	TUDER MOTORSPORT	ITA	Renault Clio Cup	GD	6	1:58.952	12	1:59.272	11	2:00.633	13	2:02.146	5	2:02.571	8
31	73	Sandro Cutini(ITA)	ITA	PROTEAM RACE	ITA	Renault Clio Cup	C	16	1:59.090	13	2:01.751	10	2:01.861	9	2:02.155	5	2:02.910	8
32	53	DUE(ITA)	ITA	OREGON TEAM	ITA	Renault Clio Cup	GD	7	1:59.364	13	2:00.754	11	2:01.209	12	2:01.259	10	2:02.660	4
33	105	Alessandro Brigatti(ITA)	ITA	PROGETTO E20 MOTORSPORT	ITA	Renault Clio Cup			1:59.623	4	2:01.751	2	2:02.348	3	2:12.680	5		
34	9	Andreas Stucki(EE)	CHE	STUCKI MOTORSPORT	CHE	Renault Clio Cup			1:59.770	5	1:59.805	7	1:59.810	6	2:01.449	4	2:01.632	3
35	43	Damiano Puccetti(ITA)	ITA	PMA MOTORSPORT	ITA	Renault Clio Cup	C	17	1:59.938	8	2:00.624	10	2:00.640	9	2:01.272	7	2:01.683	6
36	62	Gabriel Alonso(EU)	ARG	GPA RACING	FRA	Renault Clio Cup	GD	8	1:59.952	13	2:01.372	11	2:01.481	12	2:02.124	5	2:03.021	10
37	177	Pietro Blumetti(ITA)	ITA	PMA MOTORSPORT	ITA	Renault Clio Cup	GD	9	2:00.604	13	2:00.771	14	2:01.281	12	2:01.332	11	2:02.487	10
38	333	Mancini - Baroni	ITA	PRESS LEAGUE by OREGON TEAM	ITA	Renault Clio Cup			2:01.181	12	2:01.590	13	2:01.839	14	2:02.180	11	2:02.615	10
39	103	William Mezzetti(EU/ITA)	ITA	PROGETTO E20 MOTORSPORT	ITA	Renault Clio Cup	C	18	2:01.623	2	2:02.440	3						





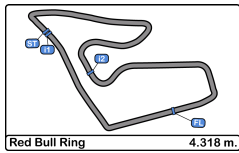
**Red Bull Ring**  
**Clio Cup Series**  
**Collective Test 1**  
**Best 5 Top Speeds**

# CLIO CUP

## SERIES

Cls	N°	Driver	Nat	Team	Nat	Vehicle	Cat	Cls	Top 1		Top 2		Top 3		Top 4		Top 5		Avg
									Km/h	Lap	Km/h	Lap	Km/h	Lap	Km/h	Lap	Km/h	Lap	
1	5	Anthony Jurado(EU/EE)	ITA	MILAN COMPETITION	ITA	Renault Clio Cup			185.8	12	183.3	13	180.3	11	179.4	10	178.5	5	181.4
2	101	Tomas Pekar(EU/EE)	CZE	CARPEK SERVICE	CZE	Renault Clio Cup			183.0	12	180.3	11	178.5	10	177.9	7	177.6	9	179.4
3	211	Nikola Miljkovic(EU)	SRB	TEMPO RACING TEAM	SRB	Renault Clio Cup	C	1	182.1	15	180.9	14	178.8	13	178.5	11	177.0	12	179.4
4	55	René Steenmetz(EU/EE)	NLD	CHEFO SPORT	ESP	Renault Clio Cup	GD	1	181.5	13	177.9	12	177.3	14	176.4	15	174.4	9	177.5
5	125	Jerzy Spinkiewicz(EU)	POL	UNIQU RACING	POL	Renault Clio Cup	C	2	181.5	12	179.7	11	178.8	10	175.3	5	175.0	4	178.0
6	15	David Pouget(EU)	FRA	GPA RACING	FRA	Renault Clio Cup			180.9	13	180.9	15	179.7	9	179.1	12	178.8	10	179.8
7	107	Cristian Ricciarini(EU/ITA)	ITA	ESSECORSE	ITA	Renault Clio Cup	C	3	180.6	14	178.8	13	177.3	12	172.5	9	172.5	10	176.3
8	133	Gabor Tim	HUN	GM SPORT	FRA	Renault Clio Cup			180.6	14	178.8	12	178.2	13	177.9	3	177.0	8	178.5
9	1	Nicolas Milan(EU)	FRA	MILAN COMPETITION	FRA	Renault Clio Cup			180.3	4	179.4	12	178.8	5	178.2	8	178.2	14	178.9
10	4	Julien Baziret	FRA	VIC'TEAM	FRA	Renault Clio Cup	C	4	180.3	13	177.3	12	176.7	8	176.7	14	176.4	4	177.5
11	27	Vittorio Zadotti(ITA)	ITA	SCUDERIA COSTA OVEST	ITA	Renault Clio Cup	GD	2	180.0	13	179.1	12	176.4	3	176.4	4	174.1	11	177.2
12	116	Giacomo Trebbi(ITA)	ITA	MC MOTORTECNICA	ITA	Renault Clio Cup	C	5	180.0	14	178.8	13	178.2	11	177.6	12	176.4	9	178.2
13	69	Quinto Stefana(EU/ITA)	ITA	MILAN COMPETITION	FRA	Renault Clio Cup	GD	3	179.7	13	179.1	14	178.8	6	177.9	7	176.1	9	178.3
14	6	Cosimo Papi(ITA)	ITA	SCUDERIA COSTA OVEST	ITA	Renault Clio Cup	C	6	179.4	13	176.7	11	176.1	10	175.6	9	175.0	8	176.5
15	44	Felice Jelmini(ITA)	ITA	PMA MOTORSPORT	ITA	Renault Clio Cup			179.4	15	178.5	10	178.5	14	177.9	12	177.6	11	178.3
16	50	Juuso Panttila(EU/EE)	FIN	CARPEK SERVICE	CZE	Renault Clio Cup	C	7	179.4	10	177.9	9	177.6	7	177.3	6	177.0	3	177.8
17	223	Sandro Soubek(ITA)	AUT	MAIR RACING OSTTIROL	AUT	Renault Clio Cup			179.4	11	177.3	10	175.6	6	175.3	7	175.0	2	176.5
18	42	Mariano Alonso(EU)	ARG	GPA RACING	FRA	Renault Clio Cup	C	8	179.1	15	178.2	12	177.3	7	177.3	8	177.0	10	177.8
19	82	Jacopo Giuseppe Cimenesi(EU/ITA)	ITA	ESSECORSE	ITA	Renault Clio Cup	C	9	179.1	6	178.8	13	178.5	11	177.9	5	177.9	12	178.4
20	21	Stephan Polderman	NLD	CHEFO SPORT	ESP	Renault Clio Cup	GD	4	178.8	14	177.9	13	176.1	12	175.8	11	170.6	8	175.8
21	58	Chen Han Lin(EU/EE)	TWN	UNIQU RACING	POL	Renault Clio Cup	C	10	178.8	12	177.3	9	177.0	10	174.4	4	174.1	3	176.3
22	155	Gianalberto Coldani(ITA)	ITA	MC MOTORTECNICA	ITA	Renault Clio Cup	C	11	178.8	11	177.9	8	177.3	10	177.0	14	176.7	6	177.5
23	38	Alessio Alcidii(ITA)	ITA	TUDER MOTORSPORT	ITA	Renault Clio Cup	C	12	178.5	9	177.3	12	176.4	6	176.4	8	176.1	5	176.9
24	12	Gabriele Torelli(ITA)	ITA	FARO RACING	ITA	Renault Clio Cup			178.2	10	177.9	11	177.6	3	177.3	4	177.0	13	177.6
25	53	DUE(ITA)	ITA	OREGON TEAM	ITA	Renault Clio Cup	GD	5	178.2	13	175.6	11	175.0	9	174.7	5	174.1	4	175.5
26	2	Marc Guillot(EU/EE)	FRA	MILAN COMPETITION	FRA	Renault Clio Cup			177.6	15	177.3	5	177.3	8	177.3	10	177.3	12	177.3
27	99	Guillaume Maio(EU)	FRA	GM SPORT	FRA	Renault Clio Cup	C	13	177.6	13	176.7	6	176.4	5	176.4	10	175.6	7	176.5
28	43	Damiano Puccetti(ITA)	ITA	PMA MOTORSPORT	ITA	Renault Clio Cup	C	14	177.3	8	175.8	5	175.8	9	175.6	7	175.3	10	176.0
29	73	Sandro Cutini(ITA)	ITA	PROTEAM RACE	ITA	Renault Clio Cup	C	15	177.0	5	176.7	6	176.7	11	176.1	3	175.3	7	176.4
30	88	HORN(EU)	FRA	GPA RACING	FRA	Renault Clio Cup	GD	6	176.7	7	176.7	8	176.7	9	176.7	10	176.7	14	176.7
31	103	William Mezzetti(EU/ITA)	ITA	PROGETTO E20 MOTORSPORT	ITA	Renault Clio Cup	C	16	176.7	3	176.4	4	175.8	5	175.3	6	166.1	2	174.1
32	62	Gabriel Alonso(EU)	ARG	GPA RACING	FRA	Renault Clio Cup	GD	7	176.4	5	176.4	13	174.4	6	174.4	14	174.1	12	175.2
33	93	Nico Abella(EU)	ESP	CHEFO SPORT	ESP	Renault Clio Cup	C	17	176.4	13	176.1	12	175.8	11	174.1	9	174.1	10	175.3
34	105	Alessandro Brigatti(ITA)	ITA	PROGETTO E20 MOTORSPORT	ITA	Renault Clio Cup			176.4	3	176.4	4	176.4	7	176.4	8	174.7	6	176.1
35	9	Andreas Stucki(EE)	CHE	STUCKI MOTORSPORT	CHE	Renault Clio Cup			176.1	7	175.6	6	175.0	4	175.0	5	174.4	3	175.2
36	51	Henrik Seibel(EE)	DEU	CARPEK SERVICE	CZE	Renault Clio Cup	C	18	176.1	3	176.1	14	175.8	13	175.0	11	174.7	6	175.6
37	177	Pietro Blumetti(ITA)	ITA	PMA MOTORSPORT	ITA	Renault Clio Cup	GD	8	175.8	11	175.3	10	174.7	13	174.4	9	174.4	14	174.9
38	17	Daniele Pasquali(ITA)	ITA	TUDER MOTORSPORT	ITA	Renault Clio Cup	GD	9	175.6	9	175.0	4	175.0	6	175.0	13	174.1	11	174.9
39	333	Mancini - Baroni	ITA	PRESS LEAGUE by OREGON TEAM	ITA	Renault Clio Cup			174.4	9	174.1	12	173.3	11	173.3	13	171.7	10	173.4





Red Bull Ring  
Clio Cup Series  
Collective Test 1

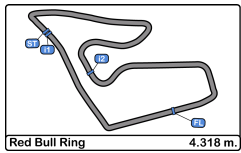
# CLIO CUP

## SERIES

### Fastest Laps Sequence

Lap	Time of Day	Session Time	N°	Driver	Nat	Team	Nat	Vehicle	Cat	Time	Km/h
2	8:34:35.288	4:35.288	15	David Pouget(EU)		GPA RACING		Renault Clio Cup		2:00.403	129.1
2	8:35:55.937	5:55.937	5	Anthony Jurado(EU/EE)		MILAN COMPETITION		Renault Clio Cup		1:59.874	129.6
2	8:36:01.851	6:01.851	125	Jerzy Spinkiewicz(EU)		UNIQ RACING		Renault Clio Cup	C	1:59.836	129.7
3	8:36:51.613	6:51.613	1	Nicolas Milan(EU)		MILAN COMPETITION		Renault Clio Cup		1:59.643	129.9
4	8:38:35.674	8:35.674	15	David Pouget(EU)		GPA RACING		Renault Clio Cup		1:59.271	130.3
4	8:38:50.757	8:50.757	1	Nicolas Milan(EU)		MILAN COMPETITION		Renault Clio Cup		1:59.144	130.4
4	8:40:10.114	10:10.114	5	Anthony Jurado(EU/EE)		MILAN COMPETITION		Renault Clio Cup		1:58.376	131.3
12	8:55:04.973	25:04.973	2	Marc Guillot(EU/EE)		MILAN COMPETITION		Renault Clio Cup		1:58.314	131.3
10	8:55:21.540	25:21.540	5	Anthony Jurado(EU/EE)		MILAN COMPETITION		Renault Clio Cup		1:57.811	131.9
13	8:56:48.505	26:48.505	15	David Pouget(EU)		GPA RACING		Renault Clio Cup		1:57.420	132.3
10	8:57:14.959	27:14.959	125	Jerzy Spinkiewicz(EU)		UNIQ RACING		Renault Clio Cup	C	1:56.123	133.8
11	8:57:16.241	27:16.241	5	Anthony Jurado(EU/EE)		MILAN COMPETITION		Renault Clio Cup		1:54.701	135.5
11	8:59:09.422	29:09.422	125	Jerzy Spinkiewicz(EU)		UNIQ RACING		Renault Clio Cup	C	1:54.463	135.8
12	9:01:03.135	31:03.135	125	Jerzy Spinkiewicz(EU)		UNIQ RACING		Renault Clio Cup	C	1:53.713	136.7





**Red Bull Ring**  
**Clio Cup Series**  
**Collective Test 1**

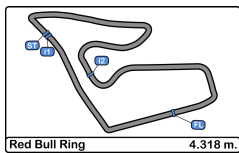
# CLIO CUP

## SERIES

**Event Best Maximum Speed**

N°	Driver	Nat	Team	Nat	Vehicle	Cat	Clas	Km/h	Session
5	Anthony Jurado(EU/EE)		MILAN COMPETITION		Renault Clio Cup			<b>185.8</b>	Collective Test 1
101	Tomas Pekar(EU/EE)		CARPEK SERVICE		Renault Clio Cup			<b>183.0</b>	Collective Test 1
6	Cosimo Papi(ITA)		SCUDERIA COSTA OVEST		Renault Clio Cup	C	1	<b>182.4</b>	Pre-Event Collective Test
1	Nicolas Milan(EU)		MILAN COMPETITION		Renault Clio Cup			<b>182.4</b>	Pre-Event Collective Test
107	Cristian Ricciarini(EU/ITA)		ESSECORSE		Renault Clio Cup	C	2	<b>182.1</b>	Pre-Event Collective Test
93	Nico Abella(EU)		CHEFO SPORT		Renault Clio Cup	C	3	<b>182.1</b>	Pre-Event Collective Test
2	Marc Guillot(EU/EE)		MILAN COMPETITION		Renault Clio Cup			<b>182.1</b>	Pre-Event Collective Test
211	Nikola Mijlkovic(EU)		TEMPO RACING TEAM		Renault Clio Cup	C	4	<b>182.1</b>	Collective Test 1
4	Julien Baziret		VIC TEAM		Renault Clio Cup	C	5	<b>181.8</b>	Pre-Event Collective Test
105	Alessandro Brigatti(ITA)		PROGETTO E20 MOTORSPORT		Renault Clio Cup			<b>181.8</b>	Pre-Event Collective Test
116	Giacomo Trebbi(ITA)		MC MOTORTECNICA		Renault Clio Cup	C	6	<b>181.8</b>	Pre-Event Collective Test
12	Gabriele Torelli(ITA)		FARO RACING		Renault Clio Cup			<b>181.5</b>	Pre-Event Collective Test
103	William Mezzetti(EU/ITA)		PROGETTO E20 MOTORSPORT		Renault Clio Cup	C	7	<b>181.5</b>	Pre-Event Collective Test
55	René Steenmetz(EU/EE)		CHEFO SPORT		Renault Clio Cup	GD	1	<b>181.5</b>	Collective Test 1
125	Jerzy Spinkiewicz(EU)		UNIQ RACING		Renault Clio Cup	C	8	<b>181.5</b>	Collective Test 1
133	Gabor Tim		GM SPORT		Renault Clio Cup			<b>181.2</b>	Pre-Event Collective Test
69	Quinto Stefana(EU/ITA)		MILAN COMPETITION		Renault Clio Cup	GD	2	<b>180.9</b>	Pre-Event Collective Test
73	Sandro Cutini(ITA)		PROTEAM RACE		Renault Clio Cup	C	9	<b>180.9</b>	Pre-Event Collective Test
38	Alessio Alciidi(ITA)		TUDER MOTORSPORT		Renault Clio Cup	C	10	<b>180.9</b>	Pre-Event Collective Test
44	Felice Jelmini(ITA)		PMA MOTORSPORT		Renault Clio Cup			<b>180.9</b>	Pre-Event Collective Test
223	Sandro Soubek(ITA)		MAIR RACING OSTTIROL		Renault Clio Cup			<b>180.9</b>	Pre-Event Collective Test
15	David Pouget(EU)		GPA RACING		Renault Clio Cup			<b>180.9</b>	Collective Test 1
27	Vittorio Zadotti(ITA)		SCUDERIA COSTA OVEST		Renault Clio Cup	GD	3	<b>180.6</b>	Pre-Event Collective Test
21	Stephan Polderman		CHEFO SPORT		Renault Clio Cup	GD	4	<b>180.6</b>	Pre-Event Collective Test
99	Guillaume Maio(EU)		GM SPORT		Renault Clio Cup	C	11	<b>180.6</b>	Pre-Event Collective Test
53	DUE(ITA)		OREGON TEAM		Renault Clio Cup	GD	5	<b>180.3</b>	Pre-Event Collective Test
62	Gabriel Alonso(EU)		GPA RACING		Renault Clio Cup	GD	6	<b>180.3</b>	Pre-Event Collective Test
155	Gianalberto Coldani(ITA)		MC MOTORTECNICA		Renault Clio Cup	C	12	<b>180.3</b>	Pre-Event Collective Test
58	Chen Han Lin(EU/EE)		UNIQ RACING		Renault Clio Cup	C	13	<b>180.0</b>	Pre-Event Collective Test
82	Jacopo Giuseppe Cimeresi(EU/ITA)		ESSECORSE		Renault Clio Cup	C	14	<b>180.0</b>	Pre-Event Collective Test
9	Andreas Stucki(EE)		STUCKI MOTORSPORT		Renault Clio Cup			<b>179.7</b>	Pre-Event Collective Test
10	Giulio Bensi		PROGETTO E20 MOTORSPORT		Renault Clio Cup			<b>179.4</b>	Pre-Event Collective Test
50	Juuso Panttila(EU/EE)		CARPEK SERVICE		Renault Clio Cup	C	15	<b>179.4</b>	Collective Test 1
43	Damiano Puccetti(ITA)		PMA MOTORSPORT		Renault Clio Cup	C	16	<b>179.1</b>	Pre-Event Collective Test
88	HORN(EU)		GPA RACING		Renault Clio Cup	GD	7	<b>179.1</b>	Pre-Event Collective Test
42	Mariano Alonso(EU)		GPA RACING		Renault Clio Cup	C	17	<b>179.1</b>	Collective Test 1
17	Daniele Pasquali(ITA)		TUDER MOTORSPORT		Renault Clio Cup	GD	8	<b>177.6</b>	Pre-Event Collective Test
51	Henrik Seibel(EE)		CARPEK SERVICE		Renault Clio Cup	C	18	<b>176.1</b>	Collective Test 1
177	Pietro Blumetti(ITA)		PMA MOTORSPORT		Renault Clio Cup	GD	9	<b>175.8</b>	Collective Test 1
333	Mancini - Baroni		PRESS LEAGUE by OREGON TEAM		Renault Clio Cup			<b>174.4</b>	Collective Test 1





**Red Bull Ring**  
**Clio Cup Series**  
**Collective Test 1**  
**Pit Stop Analysis**

# CLIO CUP

## SERIES

**4** Julien Baziret Renault Clio Cup  
 C VIC TEAM

N°	In Day Time	In Time	Out Time	Pit Time	T. Pit Time	Handicap	Penalty
1	8:47:31.294	8:47:31.294	8:51:00.337	3:29.043	3:29.043		

**5** Anthony Jurado(EU/EE) Renault Clio Cup  
 C MILAN COMPETITION

N°	In Day Time	In Time	Out Time	Pit Time	T. Pit Time	Handicap	Penalty
1	8:44:27.097	8:44:27.097	8:46:56.506	2:29.409	2:29.409		

**6** Cosimo Papi(ITA) Renault Clio Cup  
 C SCUDERIA COSTA OVEST

N°	In Day Time	In Time	Out Time	Pit Time	T. Pit Time	Handicap	Penalty
1	8:36:45.585	8:36:45.585	8:40:50.804	4:05.219	4:05.219		

**12** Gabriele Torelli(ITA) Renault Clio Cup  
 C FARO RACING

N°	In Day Time	In Time	Out Time	Pit Time	T. Pit Time	Handicap	Penalty
1	8:47:09.282	8:47:09.282	8:50:02.992	2:53.710	2:53.710		

**17** Daniele Pasquali(ITA) Renault Clio Cup  
 GD TUDER MOTORSPORT

N°	In Day Time	In Time	Out Time	Pit Time	T. Pit Time	Handicap	Penalty
1	8:49:57.582	8:49:57.582	8:52:45.124	2:47.542	2:47.542		

**27** Vittorio Zadotti(ITA) Renault Clio Cup  
 GD SCUDERIA COSTA OVEST

N°	In Day Time	In Time	Out Time	Pit Time	T. Pit Time	Handicap	Penalty
1	8:40:48.621	8:40:48.621	8:44:05.454	3:16.833	3:16.833		

**38** Alessio Alcidì(ITA) Renault Clio Cup  
 C TUDER MOTORSPORT

N°	In Day Time	In Time	Out Time	Pit Time	T. Pit Time	Handicap	Penalty
1	8:49:44.717	8:49:44.717	8:54:08.430	4:23.713	4:23.713		

**50** Juuso Panttila(EU/EE) Renault Clio Cup  
 C CARPEK SERVICE

N°	In Day Time	In Time	Out Time	Pit Time	T. Pit Time	Handicap	Penalty
1	8:45:20.186	8:45:20.186	8:47:18.420	1:58.234	1:58.234		

**51** Henrik Seibel(EE) Renault Clio Cup  
 C CARPEK SERVICE

N°	In Day Time	In Time	Out Time	Pit Time	T. Pit Time	Handicap	Penalty
1	8:53:37.136	8:53:37.136	8:55:04.143	1:27.007	1:27.007		

**53** DUE(ITA) Renault Clio Cup  
 GD OREGON TEAM

N°	In Day Time	In Time	Out Time	Pit Time	T. Pit Time	Handicap	Penalty
1	8:41:00.644	8:41:00.644	8:44:38.728	3:38.084	3:38.084		

**58** Chen Han Lin(EU/EE) Renault Clio Cup  
 C UNIQ RACING

N°	In Day Time	In Time	Out Time	Pit Time	T. Pit Time	Handicap	Penalty
1	8:46:50.449	8:46:50.449	8:51:07.673	4:17.224	4:17.224		

**69** Quinto Stefana(EU/ITA) Renault Clio Cup  
 GD MILAN COMPETITION

N°	In Day Time	In Time	Out Time	Pit Time	T. Pit Time	Handicap	Penalty
1	8:51:03.026	8:51:03.026	8:53:39.160	2:36.134	2:36.134		

**73** Sandro Cutini(ITA) Renault Clio Cup  
 C PROTEAM RACE

N°	In Day Time	In Time	Out Time	Pit Time	T. Pit Time	Handicap	Penalty
1	8:53:32.675	8:53:32.675	8:56:34.741	3:02.066	3:02.066		

**99** Guillaume Maio(EU) Renault Clio Cup  
 C GM SPORT

N°	In Day Time	In Time	Out Time	Pit Time	T. Pit Time	Handicap	Penalty
1	8:50:52.802	8:50:52.802	8:54:17.735	3:24.933	3:24.933		

**101** Tomas Pekar(EU/EE) Renault Clio Cup  
 C CARPEK SERVICE

N°	In Day Time	In Time	Out Time	Pit Time	T. Pit Time	Handicap	Penalty
1	8:45:12.896	8:45:12.896	8:51:14.024	6:01.128	6:01.128		

**105** Alessandro Brigatti(ITA) Renault Clio Cup  
 C PROGETTO E20 MOTORSPORT

N°	In Day Time	In Time	Out Time	Pit Time	T. Pit Time	Handicap	Penalty
1	8:41:25.329	8:41:25.329	8:43:38.452	2:13.123	2:13.123		

**116** Giacomo Trebbi(ITA) Renault Clio Cup  
 C MC MOTORTECNICA

N°	In Day Time	In Time	Out Time	Pit Time	T. Pit Time	Handicap	Penalty
1	8:48:56.147	8:48:56.147	8:50:58.757	2:02.610	2:02.610		

**125** Jerzy Spinkiewicz(EU) Renault Clio Cup  
 C UNIQ RACING

N°	In Day Time	In Time	Out Time	Pit Time	T. Pit Time	Handicap	Penalty
1	8:44:11.634	8:44:11.634	8:49:01.108	4:49.474	4:49.474		

**133** Gabor Tim Renault Clio Cup  
 C GM SPORT

N°	In Day Time	In Time	Out Time	Pit Time	T. Pit Time	Handicap	Penalty
1	8:48:57.582	8:48:57.582	8:51:55.355	2:57.773	2:57.773		

**155** Gianalberto Coldani(ITA) Renault Clio Cup  
 C MC MOTORTECNICA

N°	In Day Time	In Time	Out Time	Pit Time	T. Pit Time	Handicap	Penalty
1	8:54:58.940	8:54:58.940	8:56:08.572	1:09.632	1:09.632		

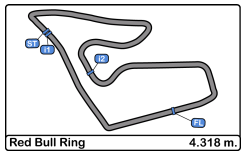
**223** Sandro Soubek(ITA) Renault Clio Cup  
 C MAIR RACING OSTTIROL

N°	In Day Time	In Time	Out Time	Pit Time	T. Pit Time	Handicap	Penalty
1	8:40:39.747	8:40:39.747	8:43:53.553	3:13.806	3:13.806		
2	8:52:19.660	8:52:19.660	8:54:55.265	2:35.605	5:49.411		

**333** Mancini - Baroni Renault Clio Cup  
 C PRESS LEAGUE by OREGON TEAM

N°	In Day Time	In Time	Out Time	Pit Time	T. Pit Time	Handicap	Penalty
1	8:43:28.684	8:43:28.684	8:43:59.468	30.784	30.784		

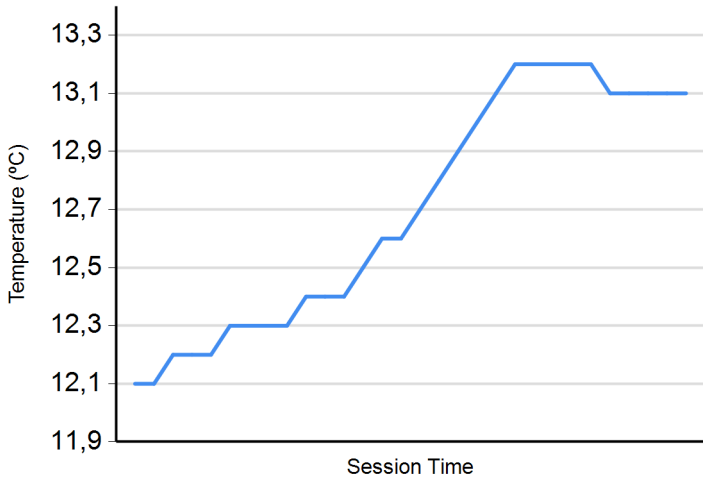




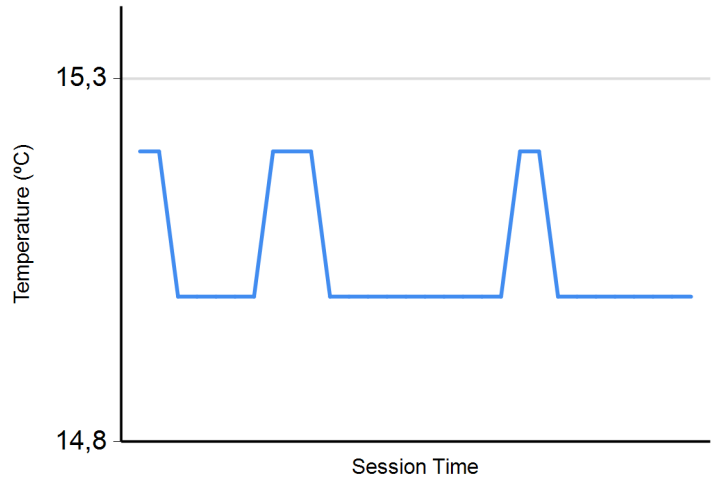
Red Bull Ring  
 Clio Cup Series  
 Collective Test 1  
 Weather Report

# CLIO CUP SERIES

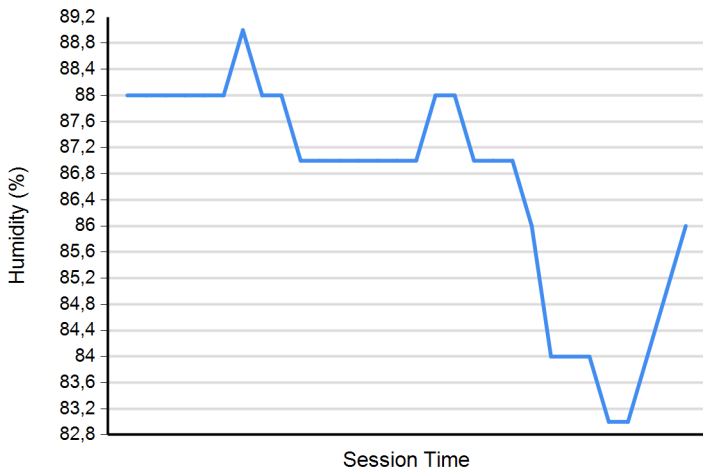
**Air Temperature**



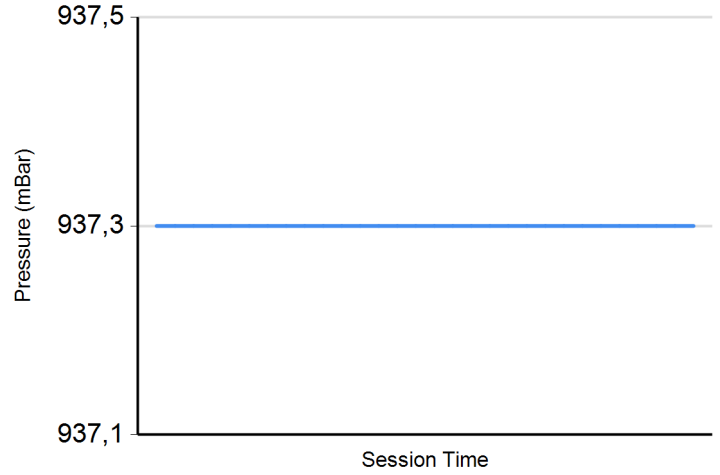
**Track Temperature**



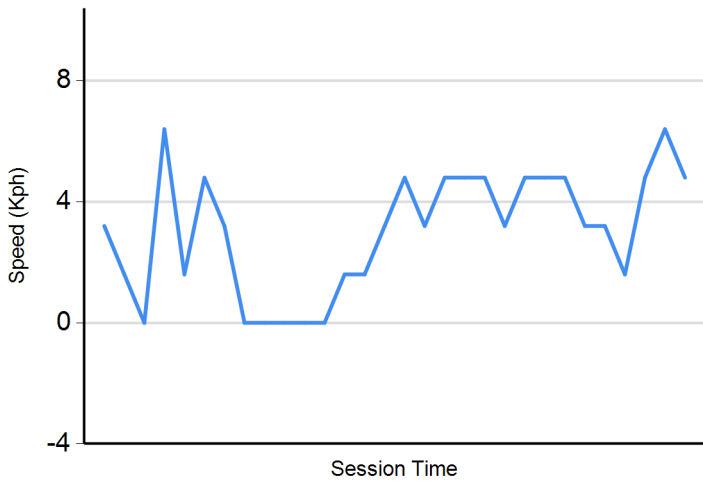
**Humidity**



**Pressure**



**Wind Speed**



**Wind direction**

North = 0°/360° Est = 90° South = 180° West = 270°

