

**Red Bull Ring**  
**Clio Cup Series**  
**Pre-Event Collective Test 1**  
**Provisional Results**

# CLIO CUP

## SERIES

Clas	Nº	Driver	Nat	Cat	Clas	Team	Nat	Class	Clas	Laps	Best	Time	Gap	Interval	Km/h
1	12	Gabriele Torelli	ITA			Rangoni Corse	ITA	EUR & MID	1	8	6	1:50.015			141.5
2	27	Federico Danova	ITA	CHA	1	ESSECORSE	ITA	ITA	1	14	13	1:50.230	0.215	0.215	141.2
3	91	Luca Franca	ITA	RAC	1	MC Motortecnica	ITA	EUR & ITA	1	13	12	1:50.236	0.221	0.006	141.2
4	82	Jacopo Giuseppe Cimenos	ITA	CHA	2	ESSECORSE	ITA	EUR & ITA	2	15	13	1:50.273	0.258	0.037	141.2
5	116	Giacomo Trebbi	ITA	CHA	3	MC Motortecnica	ITA	ITA	2	12	12	1:50.286	0.271	0.013	141.2
6	5	Nicolas Milan	FRA			Milan Competition	FRA	EUR & FRA	1	12	10	1:50.591	0.576	0.305	140.8
7	4	Julien Baziret	FRA	CHA	4	Baziret Sport	FRA	EUR & MID	2	15	11	1:50.622	0.607	0.031	140.7
8	107	Cristian Ricciarini	ITA			ESSECORSE	ITA	EUR & ITA	3	11	10	1:50.624	0.609	0.002	140.7
9	211	Nikola Miljkovic	SRB	CHA	5	Tempo Racing Team	SRB	EUR & MID	3	13	6	1:50.634	0.619	0.010	140.7
10	105	Alessandro Brigatti	ITA	CHA	6	PROGETTO E20	ITA	ITA	3	14	13	1:50.663	0.648	0.029	140.7
11	125	Jerzy Spinkiewicz	POL			UNIQ Racing	POL	EUR & ITA	4	15	6	1:50.699	0.684	0.036	140.6
12	99	Guillaume Maio	FRA	CHA	7	GM Sport	FRA	EUR & MID	4	14	6	1:50.824	0.809	0.125	140.5
13	43	Damiano Puccetti	ITA	CHA	8	Rangoni Corse	ITA	EUR & MID	5	12	8	1:50.894	0.879	0.070	140.4
14	19	Gianalberto Coldani	ITA	CHA	9	MC Motortecnica	ITA	ITA	4	11	6	1:50.895	0.880	0.001	140.4
15	60	Leonardo Arduini	ITA	CHA	10	MC Motortecnica	ITA	EUR & ITA	5	13	7	1:50.909	0.894	0.014	140.4
16	1	Anthony Jurado	FRA			Milan Competition	FRA	EUR & MID	6	11	5	1:51.030	1.015	0.121	140.2
17	95	Adam Sascha	ITA	CHA	11	SEVENHILLS	ITA	ITA	5	14	8	1:51.101	1.086	0.071	140.1
18	113	Adrian Schimpf	ESP	CHA	12	AST Competition	ESP	EUR & ESP	1	8	7	1:51.267	1.252	0.166	139.9
19	21	Stephan Polderman	NLD	RAC	2	AST Competition	ESP	EUR & MID	7	8	8	1:51.331	1.316	0.064	139.8
20	84	Mattia Lancellotti	ITA	CHA	13	Faro Racing	ITA	EUR & ITA	6	13	5	1:51.347	1.332	0.016	139.8
21	9	Andreas Stucki	CHE			Stucki Motorsport	CHE	MID	1	13	9	1:51.380	1.365	0.033	139.8
22	69	Quinto Stefana	ITA	RAC	3	Milan Competition	FRA	EUR	1	10	5	1:51.481	1.466	0.101	139.6
23	122	Ludovico Longoni	ITA	CHA	14	MC Motortecnica	ITA	EUR & ITA	7	12	12	1:51.483	1.468	0.002	139.6
24	118	Francesco Pagano	ITA	CHA	15	Costa Ovest	ITA	ITA	6	12	12	1:51.523	1.508	0.040	139.6
25	199	Alejandro Schimpf	ESP	CHA	16	AST Competition	ESP	EUR & ESP	2	9	8	1:51.635	1.620	0.112	139.5
26	73	Sandro Cutini	ITA	RAC	4	Faro Racing	ITA	ITA	7	12	7	1:51.681	1.666	0.046	139.4
27	30	Alex Lancellotti	ITA	RAC	5	Faro Racing	ITA	EUR & ITA	8	13	12	1:51.693	1.678	0.012	139.4
28	103	Francesco Miotto	ITA	CHA	17	PROGETTO E20	ITA	ITA	8	11	5	1:51.731	1.716	0.038	139.3
29	53	Due	ITA	RAC	6	Oregon Team	ITA	ITA	9	14	9	1:51.780	1.765	0.049	139.3
30	39	Alessandro Alcidi	ITA	RAC	7	Tuder Motorsport	ITA	ITA	10	11	10	1:51.866	1.851	0.086	139.2
31	38	Alessio Alcidi	ITA	CHA	18	Tuder Motorsport	ITA	ITA	11	12	11	1:51.883	1.868	0.017	139.1
32	3	Daniel Nyffeler	CHE	CHA	19	Stucki Motorsport	CHE	MID	2	13	6	1:51.926	1.911	0.043	139.1
33	16	Lionel Viguier	FRA	RAC	8	T2CM	FRA	EUR & FRA	2	15	11	1:52.036	2.021	0.110	139.0
34	55	René Steemetz	NLD	RAC	9	AST Competition	ESP	EUR & MID	8	9	9	1:52.247	2.232	0.211	138.7
35	121	Davide Gaggianesi	ITA	RAC	10	Faro Racing	ITA	ITA	12	12	8	1:52.552	2.537	0.305	138.3
36	17	Daniele Pasquali	ITA	RAC	11	Tuder Motorsport	ITA	EUR & ITA	9	12	7	1:52.903	2.888	0.351	137.9
37	14	Udo Brunner	DEU	RAC	12	LCB Racing	DEU	EUR	2	14	13	2:00.638	10.623	7.735	129.0

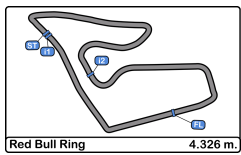
Published at:.....

**Race Director:**

**Timekeeper:**

*Luis Garcia*  
 JOB-1605-ESP/M





**Red Bull Ring**  
**Clio Cup Series**  
**Pre-Event Collective Test 1**  
**Provisional Results by Category**

# CLIO CUP

## SERIES


RAC														
Clas	Nº	Driver	Nat	Cat	Clas	Team	Nat	Group	Laps	Best	Time	Gap	Interval	Km/h
1	91	Luca Franca	ITA	RAC	1	MC Motortechnica	ITA	EUR & ITA	13	12	1:50.236			141.2
2	21	Stephan Polderman	NLD	RAC	2	AST Competition	ESP	EUR & MID	8	8	1:51.331	1.095	1.095	139.8
3	69	Quinto Stefana	ITA	RAC	3	Milan Competition	FRA	EUR	10	5	1:51.481	1.245	0.150	139.6
4	73	Sandro Cutini	ITA	RAC	4	Faro Racing	ITA	ITA	12	7	1:51.681	1.445	0.200	139.4
5	30	Alex Lancellotti	ITA	RAC	5	Faro Racing	ITA	EUR & ITA	13	12	1:51.693	1.457	0.012	139.4
6	53	Due	ITA	RAC	6	Oregon Team	ITA	ITA	14	9	1:51.780	1.544	0.087	139.3
7	39	Alessandro Alcidi	ITA	RAC	7	Tuder Motorsport	ITA	ITA	11	10	1:51.866	1.630	0.086	139.2
8	16	Lionel Viguier	FRA	RAC	8	T2CM	FRA	EUR & FRA	15	11	1:52.036	1.800	0.170	139.0
9	55	René Steemetz	NLD	RAC	9	AST Competition	ESP	EUR & MID	9	9	1:52.247	2.011	0.211	138.7
10	121	Davide Gaggianesi	ITA	RAC	10	Faro Racing	ITA	ITA	12	8	1:52.552	2.316	0.305	138.3
11	17	Daniele Pasquali	ITA	RAC	11	Tuder Motorsport	ITA	EUR & ITA	12	7	1:52.903	2.667	0.351	137.9
12	14	Udo Brunner	DEU	RAC	12	LCB Racing	DEU	EUR	14	13	2:00.638	10.402	7.735	129.0

CHA														
Clas	Nº	Driver	Nat	Cat	Clas	Team	Nat	Group	Laps	Best	Time	Gap	Interval	Km/h
1	27	Federico Danova	ITA	CHA	1	ESSECORSE	ITA	ITA	14	13	1:50.230			141.2
2	82	Jacopo Giuseppe Cimenos	ITA	CHA	2	ESSECORSE	ITA	EUR & ITA	15	13	1:50.273	0.043	0.043	141.2
3	116	Giacomo Trebbi	ITA	CHA	3	MC Motortechnica	ITA	ITA	12	12	1:50.286	0.056	0.013	141.2
4	4	Julien Baziret	FRA	CHA	4	Baziret Sport	FRA	EUR & MID	15	11	1:50.622	0.392	0.336	140.7
5	211	Nikola Mijlkovic	SRB	CHA	5	Tempo Racing Team	SRB	EUR & MID	13	6	1:50.634	0.404	0.012	140.7
6	105	Alessandro Brigatti	ITA	CHA	6	PROGETTO E20	ITA	ITA	14	13	1:50.663	0.433	0.029	140.7
7	99	Guillaume Maio	FRA	CHA	7	GM Sport	FRA	EUR & MID	14	6	1:50.824	0.594	0.161	140.5
8	43	Damiano Puccetti	ITA	CHA	8	Rangoni Corse	ITA	EUR & MID	12	8	1:50.894	0.664	0.070	140.4
9	19	Gianalberto Coldani	ITA	CHA	9	MC Motortechnica	ITA	ITA	11	6	1:50.895	0.665	0.001	140.4
10	60	Leonardo Arduini	ITA	CHA	10	MC Motortechnica	ITA	EUR & ITA	13	7	1:50.909	0.679	0.014	140.4
11	95	Adam Sascha	ITA	CHA	11	SEVENHILLS	ITA	ITA	14	8	1:51.101	0.871	0.192	140.1
12	113	Adrian Schimpf	ESP	CHA	12	AST Competition	ESP	EUR & ESP	8	7	1:51.267	1.037	0.166	139.9
13	84	Mattia Lancellotti	ITA	CHA	13	Faro Racing	ITA	EUR & ITA	13	5	1:51.347	1.117	0.080	139.8
14	122	Ludovico Longoni	ITA	CHA	14	MC Motortechnica	ITA	EUR & ITA	12	12	1:51.483	1.253	0.136	139.6
15	118	Francesco Pagano	ITA	CHA	15	Costa Ovest	ITA	ITA	12	12	1:51.523	1.293	0.040	139.6
16	199	Alejandro Schimpf	ESP	CHA	16	AST Competition	ESP	EUR & ESP	9	8	1:51.635	1.405	0.112	139.5
17	103	Francesco Miotto	ITA	CHA	17	PROGETTO E20	ITA	ITA	11	5	1:51.731	1.501	0.096	139.3
18	38	Alessio Alcidi	ITA	CHA	18	Tuder Motorsport	ITA	ITA	12	11	1:51.883	1.653	0.152	139.1
19	3	Daniel Nyffeler	CHE	CHA	19	Stucki Motorsport	CHE	MID	13	6	1:51.926	1.696	0.043	139.1
1	12	Gabriele Torelli	ITA			Rangoni Corse	ITA	EUR & MID	8	6	1:50.015			141.5
2	5	Nicolas Milan	FRA			Milan Competition	FRA	EUR & FRA	12	10	1:50.591	0.576	0.576	140.8
3	107	Cristian Ricciarini	ITA			ESSECORSE	ITA	EUR & ITA	11	10	1:50.624	0.609	0.033	140.7
4	125	Jerzy Spinkiewicz	POL			UNIQ Racing	POL	EUR & ITA	15	6	1:50.699	0.684	0.075	140.6
5	1	Anthony Jurado	FRA			Milan Competition	FRA	EUR & MID	11	5	1:51.030	1.015	0.331	140.2
6	9	Andreas Stucki	CHE			Stucki Motorsport	CHE	MID	13	9	1:51.380	1.365	0.350	139.8

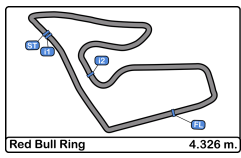
Published at:.....

**Race Director:**

**Timekeeper:**

  
 Luis Garcia  
 JOB-1605-ESP/M





**Red Bull Ring**  
**Clio Cup Series**  
**Pre-Event Collective Test 1**  
**Lap Analysis**

# CLIO CUP

## SERIES

**1** Anthony Jurado **EUR & MID** **5** Nicolas Milan **EUR & FRA**  
 Milan Competition Milan Competition

Lap	D	Time	Sector 1	Sector 2	Sector 3	T. Spd	Elapsed	Lap	D	Time	Sector 1	Sector 2	Sector 3	T. Spd	Elapsed
1		13:02:40.709	13:01:06.626	55.858	38.225	126.4	13:02:40.709	1		13:02:42.110	13:01:09.920	55.150	37.040	148.3	13:02:42.110
2		1:54.686	28.424	51.717	34.545	179.1	13:04:35.395	2		1:53.132	28.629	49.718	34.785	181.2	13:04:35.242
3		1:51.274	28.229	48.856	34.189	181.5	13:06:26.669	3		1:51.224	28.120	48.688	34.416	180.0	13:06:26.466
4		1:51.394	27.954	48.823	34.617	180.0	13:08:18.063	4		1:51.366	27.777	48.925	34.664	181.2	13:08:17.832
5		1:51.030	27.977	48.901	34.152	180.0	13:10:09.093	5		1:51.811	28.495	49.022	34.294	183.0	13:10:09.643
6		1:51.688	28.187	49.231	34.270	179.4	13:12:00.781	6		1:51.460	27.882	49.293	34.285	184.6	13:12:01.103
7		2:10.823	30.105	1:02.481	38.237	128.2	13:14:11.604	7		2:10.762	30.712	1:01.910	38.140	139.5	13:14:11.865
8		1:51.245	28.130	48.735	34.380	180.9	13:16:02.849	8		1:51.248	27.961	48.975	34.312	182.4	13:16:03.113
9		1:51.039	28.205	48.596	34.238	180.0	13:17:53.888	9		1:51.383	28.072	48.910	34.401	180.6	13:17:54.496
10		1:51.395	28.017	49.409	33.969	178.8	13:19:45.283	10		1:50.591	27.744	48.741	34.106	183.0	13:19:45.087
11		1:51.723	28.318	48.765	34.640	173.3	13:21:37.006	11		1:50.995	28.044	48.618	34.333	179.7	13:21:36.082
12		32.320	50.482		169.5			12		2:17.263 P	33.099	51.173	52.991	147.5	13:23:53.345

**3** Daniel Nyffeler **MID** **9** Andreas Stucki **MID**  
 CHA Stucki Motorsport Stucki Motorsport

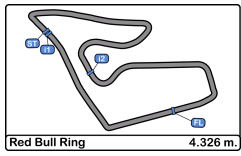
Lap	D	Time	Sector 1	Sector 2	Sector 3	T. Spd	Elapsed	Lap	D	Time	Sector 1	Sector 2	Sector 3	T. Spd	Elapsed
1		13:03:41.665	13:01:59.890	1:03.498	38.277	128.1	13:03:41.665	1		13:03:40.971	13:01:59.140	1:02.148	39.683	118.8	13:03:40.971
2		1:57.129	30.937	50.600	35.592	174.4	13:05:38.794	2		1:55.482	30.550	49.995	34.937	174.4	13:05:36.453
3		1:54.603	28.640	50.229	35.734	177.3	13:07:33.397	3		1:53.044	28.515	49.743	34.786	176.7	13:07:29.497
4		1:52.964	28.548	49.293	35.123	177.6	13:09:26.361	4		1:52.821	28.839	49.233	34.749	176.7	13:09:22.318
5		1:54.026	28.389	49.487	36.150	177.6	13:11:20.387	5		1:51.478	28.247	48.704	34.527	177.0	13:11:13.796
6		1:51.926	28.332	48.947	34.647	179.4	13:13:12.313	6		1:51.473	28.096	48.922	34.455	177.9	13:13:05.269
7		1:52.267	28.327	49.066	34.874	179.4	13:15:04.580	7		1:52.469	28.336	49.463	34.670	169.2	13:14:57.738
8		1:53.340	28.313	49.907	35.120	178.2	13:16:57.920	8		1:51.928	28.136	49.181	34.611	181.5	13:16:49.666
9		1:52.096	28.461	48.991	34.644	177.0	13:18:50.016	9		1:51.380	28.113	48.617	34.650	178.8	13:18:41.046
10		1:52.510	28.288	49.416	34.806	177.9	13:20:42.526	10		2:01.557 P	28.067	49.619	43.871	180.0	13:20:42.603
11		2:03.209 P	28.268	49.776	45.165	179.1	13:22:45.735	11		4:39.406	3:15.080	49.751	34.575	164.8	13:25:22.009
12		4:30.108	3:04.120	51.448	34.540	144.7	13:27:15.843	12		1:52.616	29.152	49.006	34.458	174.7	13:27:14.625
13		2:19.211 P	32.286	57.490	49.435	120.8	13:29:35.054	13		2:17.937 P	32.710	57.768	47.459	120.1	13:29:32.562

**4** Julien Baziret **EUR & MID** **12** Gabriele Torelli **EUR & MID**  
 CHA Baziret Sport Rangoni Corse

Lap	D	Time	Sector 1	Sector 2	Sector 3	T. Spd	Elapsed	Lap	D	Time	Sector 1	Sector 2	Sector 3	T. Spd	Elapsed
1		13:02:28.941	13:00:57.210	55.437	36.294	154.5	13:02:28.941	1		13:03:39.222	13:02:06.965	54.978	37.279	145.5	13:03:39.222
2		1:53.264	28.645	49.896	34.723	179.1	13:04:22.205	2		1:54.878	30.330	49.806	34.742	175.8	13:05:34.100
3		1:52.483	28.300	49.445	34.738	179.4	13:06:14.688	3		1:51.330	28.197	48.865	34.268	180.0	13:07:25.430
4		1:52.608	28.798	49.327	34.483	179.7	13:08:07.296	4		5:40.063	4:16.732	49.172	34.159	177.0	13:13:05.493
5		1:51.321	28.142	48.766	34.413	180.3	13:09:58.617	5		1:50.387	27.796	48.549	34.042	182.4	13:14:55.880
6		1:50.992	27.929	48.705	34.358	180.6	13:11:49.609	6		1:50.015	27.720	48.275	34.020	180.0	13:16:45.895
7		2:03.280	27.785	59.780	35.715	181.5	13:13:52.889	7		1:50.161	27.688	48.379	34.094	180.6	13:18:36.056
8		1:51.293	27.847	49.156	34.290	181.5	13:15:44.182	8		1:50.500	27.905	48.461	34.134	180.6	13:20:26.556
9		1:51.208	28.050	48.834	34.324	179.1	13:17:35.390	9			5:04.439	1:20.876		97.2	
10		1:51.081	28.062	48.674	34.345	180.3	13:19:26.471								
11		1:50.622	27.851	48.615	34.156	181.2	13:21:17.093								
12		1:56.500	28.048	53.441	35.011	181.8	13:23:13.593								
13		2:08.855	27.680	1:03.600	37.575	182.4	13:25:22.448								
14		1:51.570	28.055	48.917	34.598	180.3	13:27:14.018								
15		2:10.328 P	29.075	51.965	49.288	156.7	13:29:24.346								







**Red Bull Ring**  
**Clio Cup Series**  
**Pre-Event Collective Test 1**  
**Lap Analysis**

**CLIO CUP**  
**SERIES**

**30** Alex Lancellotti EUR & ITA **43** Damiano Puccetti EUR & MID  
 RAC Faro Racing CHA Rangoni Corse

Lap D	Time	Sector 1	Sector 2	Sector 3	T. Spd	Elapsed	Lap D	Time	Sector 1	Sector 2	Sector 3	T. Spd	Elapsed
1	13:02:20.995	13:00:51.722	53.086	36.187	137.4	13:02:20.995	1	13:03:39.838	13:02:08.061	54.806	36.971	145.7	13:03:39.838
2	1:54.353	29.094	50.510	34.749	176.4	13:04:15.348	2	1:54.616	30.275	50.057	34.284	177.6	13:05:34.454
3	1:52.801	28.139	49.630	35.032	180.0	13:06:08.149	3	1:51.603	28.180	49.083	34.340	183.0	13:07:26.057
4	2:00.109	34.229	51.111	34.769	165.1	13:08:08.258	4	1:51.469	28.021	49.075	34.373	181.8	13:09:17.526
5	1:52.767	28.175	49.264	35.328	180.3	13:10:01.025	5	1:51.532	28.041	49.135	34.356	179.4	13:11:09.058
6	5:27.996	4:03.890	49.247	34.859	176.7	13:15:29.021	6	1:52.664	28.048	49.020	35.596	181.2	13:13:01.722
7	1:52.717	28.202	49.395	35.120	177.3	13:17:21.738	7	1:54.673	31.709	48.889	34.075	167.4	13:14:56.395
8	1:52.409	28.549	49.309	34.551	175.6	13:19:14.147	8	1:50.894	28.057	48.671	34.166	180.6	13:16:47.289
9	1:52.289	28.185	49.782	34.322	178.5	13:21:06.436	9	1:51.250	28.224	48.632	34.394	179.4	13:18:38.539
10	1:52.101	28.260	49.448	34.393	179.4	13:22:58.537	10	1:51.288	28.063	48.817	34.408	181.8	13:20:29.827
11	1:51.826	28.014	49.032	34.780	179.7	13:24:50.363	11	1:51.100	28.171	48.815	34.114	179.1	13:22:20.927
12	1:51.693	28.114	49.017	34.562	178.5	13:26:42.056	12	6:34.875	5:05.664	54.529	34.682	132.0	13:28:55.802
13	1:52.724	28.133	49.141	35.450	180.3	13:28:34.780	13		31.050	52.682		152.3	
14		30.256	49.673		160.2								

**38** Alessio Alciدي ITA **53** Due ITA  
 CHA Tudor Motorsport RAC Oregon Team

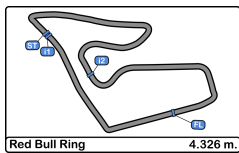
Lap D	Time	Sector 1	Sector 2	Sector 3	T. Spd	Elapsed	Lap D	Time	Sector 1	Sector 2	Sector 3	T. Spd	Elapsed
1	13:02:53.424	13:01:20.082	56.272	37.070	144.1	13:02:53.424	1	13:03:28.103	13:01:53.066	56.573	38.464	170.0	13:03:28.103
2	1:55.374	29.189	50.677	35.508	177.6	13:04:48.798	2	1:56.401	29.311	50.913	36.177	177.6	13:05:24.504
3	1:53.998	28.441	50.098	35.459	177.6	13:06:42.796	3	1:55.304	29.111	50.611	35.582	177.0	13:07:19.808
4	1:54.035	28.517	49.802	35.716	177.3	13:08:36.831	4	1:54.384	28.857	50.080	35.447	177.6	13:09:14.192
5	1:52.732	28.483	49.456	34.793	176.4	13:10:29.563	5	1:53.486	28.572	49.766	35.148	177.9	13:11:07.678
6	1:52.913	28.375	49.407	35.131	178.2	13:12:22.476	6	1:54.140	28.517	49.832	35.791	178.2	13:13:01.818
7	1:52.049	28.277	49.299	34.473	178.2	13:14:14.525	7	1:55.516	29.509	51.429	34.578	177.3	13:14:57.334
8	1:52.361	28.310	49.391	34.660	179.4	13:16:06.886	8	1:52.843	28.147	49.347	35.349	180.9	13:16:50.177
9	1:52.138	28.327	49.228	34.583	178.2	13:17:59.024	9	1:51.780	28.150	48.921	34.709	182.4	13:18:41.957
10	1:52.281	28.028	49.179	35.074	181.5	13:19:51.305	10	1:52.661	28.053	49.291	35.317	182.1	13:20:34.618
11	1:51.883	28.173	49.216	34.494	179.7	13:21:43.188	11	2:07.317 P	28.222	49.560	49.535	180.0	13:22:41.935
12	5:42.144	4:17.873	49.554	34.717	178.8	13:27:25.332	12	3:51.912	2:26.678	50.198	35.036	170.0	13:26:33.847
13		29.933	53.664		159.0		13	1:53.083	28.454	49.619	35.010	178.5	13:28:26.930
14							14	2:24.764 P	29.872	53.976	1:00.916	174.7	13:30:51.694

**39** Alessandro Alciدي ITA **55** René Steemetz EUR & MID  
 RAC Tudor Motorsport RAC AST Competition

Lap D	Time	Sector 1	Sector 2	Sector 3	T. Spd	Elapsed	Lap D	Time	Sector 1	Sector 2	Sector 3	T. Spd	Elapsed
1	13:04:50.557	13:03:23.245	51.282	36.030	171.7	13:04:50.557	1	13:03:36.497	13:01:40.004	1:09.035	47.458	91.5	13:03:36.497
2	1:55.099	28.939	50.441	35.719	180.0	13:06:45.656	2	2:33.237	42.548	1:04.404	46.285	93.1	13:06:09.734
3	1:54.355	28.720	49.721	35.914	179.4	13:08:40.011	3	2:39.294 P	37.519	1:06.616	55.159	112.5	13:08:49.028
4	1:54.043	28.998	49.676	35.369	178.5	13:10:34.054	4	10:13.945	8:44.056	52.990	36.899	155.6	13:19:02.973
5	1:53.816	28.498	49.551	35.767	180.0	13:12:27.870	5	1:55.542	29.003	50.203	36.336	176.1	13:20:58.515
6	1:53.488	28.981	49.452	35.055	179.1	13:14:21.358	6	1:55.377	29.488	50.035	35.854	176.7	13:22:53.892
7	1:52.975	28.343	49.637	34.995	180.0	13:16:14.333	7	1:57.904	29.824	50.504	37.576	175.6	13:24:51.796
8	1:52.582	28.452	49.318	34.812	179.4	13:18:06.915	8	1:53.831	28.170	49.923	35.738	179.4	13:26:45.627
9	1:51.873	28.274	48.988	34.611	180.6	13:19:58.788	9	1:52.247	28.152	49.184	34.911	180.9	13:28:37.874
10	1:51.866	28.258	48.989	34.619	180.6	13:21:50.654	10		28.221	49.196		179.4	
11	6:10.655	4:42.520	51.498	36.637	162.6	13:28:01.309							
12		28.653	51.447		179.7								







Red Bull Ring  
Clio Cup Series  
Pre-Event Collective Test 1  
Lap Analysis

# CLIO CUP SERIES

95 Adam Sascha ITA 105 Alessandro Brigatti ITA

CHA SEVENHILLS MOTORSPORT							CHA PROGETTO E20 Motorsport						
Lap D	Time	Sector 1	Sector 2	Sector 3	T. Spd	Elapsed	Lap D	Time	Sector 1	Sector 2	Sector 3	T. Spd	Elapsed
1	13:03:39.555	13:01:44.425	1:08.203	46.927	89.4	13:03:39.555	1	13:02:14.288	13:00:46.280	51.680	36.328	144.1	13:02:14.288
2	2:01.700	34.679	51.179	35.842	176.7	13:05:41.255	2	1:53.776	28.381	49.683	35.712	181.2	13:04:08.064
3	1:53.468	28.744	49.761	34.963	179.7	13:07:34.723	3	1:52.837	27.880	49.518	35.439	183.0	13:06:00.901
4	1:52.593	28.359	49.634	34.600	180.6	13:09:27.316	4	1:51.394	27.774	49.061	34.559	183.3	13:07:52.295
5	1:51.964	28.294	49.156	34.514	181.2	13:11:19.280	5	1:50.795	27.932	48.840	34.023	180.0	13:09:43.090
6	1:51.555	28.223	48.964	34.368	180.3	13:13:10.835	6	1:52.345	28.023	50.017	34.305	179.7	13:11:35.435
7	1:51.993	28.217	49.077	34.699	180.3	13:15:02.828	7	1:50.984	27.666	49.118	34.200	183.9	13:13:26.419
8	1:51.101	28.045	48.768	34.288	179.7	13:16:53.929	8	2:00.562 P	27.770	48.842	43.950	182.7	13:15:26.981
9	1:51.595	28.216	48.730	34.649	180.0	13:18:45.524	9	3:56.774	2:32.768	49.102	34.904	175.8	13:19:23.755
10	2:01.602	27.960	54.737	38.905	178.8	13:20:47.126	10	1:51.575	28.017	49.562	33.996	180.0	13:21:15.330
11	2:00.940 P	27.842	49.274	43.824	179.7	13:22:48.066	11	1:52.874	27.919	50.573	34.382	180.6	13:23:08.204
12	3:30.134	2:01.492	53.974	34.668	142.8	13:26:18.200	12	1:50.852	27.596	49.107	34.149	183.9	13:24:59.056
13	1:52.251	28.330	48.953	34.968	176.4	13:28:10.451	13	1:50.663	27.898	48.751	34.014	180.0	13:26:49.719
14	2:25.870 P	32.790	1:00.809	52.271	117.0	13:30:36.321	14	2:09.267 P	28.113	56.048	45.106	180.3	13:28:58.986

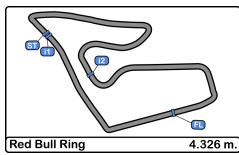
99 Guillaume Maio EUR & MID 107 Cristian Ricciarini EUR & ITA

CHA GM Sport							ESSECORSE						
Lap D	Time	Sector 1	Sector 2	Sector 3	T. Spd	Elapsed	Lap D	Time	Sector 1	Sector 2	Sector 3	T. Spd	Elapsed
1	13:02:30.826	13:01:00.759	53.394	36.673	160.7	13:02:30.826	1	13:02:44.931	13:01:16.786	52.472	35.673	142.8	13:02:44.931
2	1:54.619	29.111	50.408	35.100	175.6	13:04:25.445	2	1:52.583	28.145	49.369	35.069	181.2	13:04:37.514
3	1:52.259	28.098	49.260	34.901	179.7	13:06:17.704	3	1:51.845	28.006	49.253	34.586	182.1	13:06:29.359
4	1:52.056	28.479	49.113	34.464	177.6	13:08:09.760	4	1:51.249	27.731	48.951	34.567	182.1	13:08:20.608
5	1:51.258	27.935	48.999	34.324	180.0	13:10:01.018	5	5:22.828	3:59.320	49.146	34.362	181.5	13:13:43.436
6	1:50.824	27.699	48.949	34.176	179.7	13:11:51.842	6	1:51.141	27.872	48.870	34.399	179.4	13:15:34.577
7	1:50.884	27.784	48.921	34.179	180.3	13:13:42.726	7	5:17.312	3:53.720	49.205	34.387	175.8	13:20:51.889
8	2:05.662 P	28.888	49.007	47.767	178.5	13:15:48.388	8	1:51.568	27.946	48.883	34.739	180.6	13:22:43.457
9	4:03.798	2:40.611	48.983	34.204	175.6	13:19:52.186	9	1:50.907	27.869	48.753	34.285	181.8	13:24:34.364
10	1:51.284	27.859	49.066	34.359	181.2	13:21:43.470	10	1:50.624	27.668	48.803	34.153	181.5	13:26:24.988
11	1:52.020	28.131	49.390	34.499	180.9	13:23:35.490	11	1:50.869	27.684	48.821	34.364	183.3	13:28:15.857
12	1:51.392	28.047	48.837	34.508	178.2	13:25:26.882	12		32.009	1:00.659		127.8	
13	1:58.884	27.889		2:33.392	180.0	13:27:25.766							
14	2:24.755 P	34.882	53.963	55.910	132.5	13:29:50.521							

103 Francesco Miotto ITA 113 Adrian Schimpf EUR & ESP

CHA PROGETTO E20 Motorsport							CHA AST Competition						
Lap D	Time	Sector 1	Sector 2	Sector 3	T. Spd	Elapsed	Lap D	Time	Sector 1	Sector 2	Sector 3	T. Spd	Elapsed
1	13:02:18.160	13:00:48.278	53.279	36.603	155.8	13:02:18.160	1	13:03:38.931	13:01:42.837	1:08.722	47.372	84.5	13:03:38.931
2	1:53.704	28.427	50.082	35.195	180.9	13:04:11.864	2	2:32.952	43.166	1:04.190	45.596	109.8	13:06:11.883
3	1:53.558	28.704	49.497	35.357	180.6	13:06:05.422	3	13:40.425	12:12.387	50.963	37.075	174.4	13:19:52.308
4	1:52.597	28.552	49.230	34.815	179.4	13:07:58.019	4	1:53.458	29.031	49.777	34.650	178.2	13:21:45.766
5	1:51.731	28.023	48.942	34.766	180.9	13:09:49.750	5	1:53.789	28.995	49.739	35.055	177.3	13:23:39.555
6	1:53.562	28.149	50.672	34.741	180.0	13:11:43.312	6	1:51.799	28.033	49.130	34.636	179.4	13:25:31.354
7	1:51.816	27.898	49.088	34.830	181.8	13:13:35.128	7	1:51.267	28.064	48.898	34.305	179.7	13:27:22.621
8	2:12.103 P	28.634	49.895	53.574	178.8	13:15:47.231	8	2:15.814 P	28.427	56.172	51.215	164.8	13:29:38.435
9	3:37.983	2:13.231	49.594	35.158	177.9	13:19:25.214							
10	1:51.780	28.265	49.068	34.447	180.3	13:21:16.994							
11	2:10.780 P	28.414	56.314	46.052	183.6	13:23:27.774							





**Red Bull Ring**  
**Clio Cup Series**  
**Pre-Event Collective Test 1**  
**Lap Analysis**

**CLIO CUP**  
**SERIES**

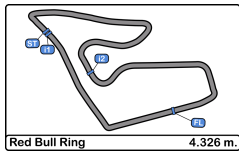
116 Giacomo Trebbi							ITA 122 Ludovico Longoni						
CHA			MC Motortecnica				CHA			MC Motortecnica			
Lap D	Time	Sector 1	Sector 2	Sector 3	T. Spd	Elapsed	Lap D	Time	Sector 1	Sector 2	Sector 3	T. Spd	Elapsed
1	13:02:12.832	13:00:42.253	54.100	36.479	150.6	13:02:12.832	1	13:02:15.879	13:00:44.615	53.944	37.320	140.2	13:02:15.879
2	1:52.621	28.307	49.560	34.754	178.5	13:04:05.453	2	1:55.775	28.727	51.588	35.460	179.4	13:04:11.654
3	1:54.485	27.986	49.916	36.583	180.6	13:05:59.938	3	1:56.543	29.162	50.604	36.777	174.1	13:06:08.197
4	1:52.997	28.055	49.096	35.846	178.8	13:07:52.935	4	1:54.091	29.140	50.144	34.807	175.8	13:08:02.288
5	1:51.005	27.535	49.112	34.358	183.0	13:09:43.940	5	1:52.421	28.116	49.534	34.771	179.7	13:09:54.709
6	1:50.896	27.527	48.935	34.434	183.3	13:11:34.836	6	1:52.153	28.240	49.333	34.580	178.5	13:11:46.862
7	1:50.912	27.942	48.728	34.242	180.6	13:13:25.748	7	7:19.534	5:51.287	51.169	37.078	172.8	13:19:06.396
8	6:21.054	4:57.519	49.257	34.278	168.2	13:19:46.802	8	1:52.685	28.110	49.722	34.853	180.9	13:20:59.081
9	1:50.477	27.611	48.822	34.044	183.6	13:21:37.279	9	1:52.863	28.557	49.485	34.821	180.6	13:22:51.944
10	1:50.339	27.660	48.699	33.980	181.5	13:23:27.618	10	1:51.956	28.061	49.363	34.532	180.9	13:24:43.900
11	1:50.805	27.684	48.947	34.174	182.4	13:25:18.423	11	1:51.705	28.029	49.392	34.284	180.9	13:26:35.605
12	1:50.286	27.577	48.668	34.041	181.2	13:27:08.709	12	1:51.483	28.119	49.096	34.268	179.7	13:28:27.088
13		27.738	53.970		181.8		13		30.293	54.187		163.1	

118 Francesco Pagano							ITA 125 Jerzy Spinkiewicz						
CHA			Costa Ovest				CHA			UNIQ Racing			
Lap D	Time	Sector 1	Sector 2	Sector 3	T. Spd	Elapsed	Lap D	Time	Sector 1	Sector 2	Sector 3	T. Spd	Elapsed
1	13:02:35.868	13:01:03.452	55.123	37.293	155.1	13:02:35.868	1	13:02:49.707	13:01:18.295	55.242	36.170	138.6	13:02:49.707
2	1:55.703	29.571	50.249	35.883	173.6	13:04:31.571	2	1:52.016	28.203	49.237	34.576	180.9	13:04:41.723
3	1:53.896	29.053	49.720	35.123	177.6	13:06:25.467	3	1:51.374	27.765	49.077	34.532	183.9	13:06:33.097
4	1:54.712	29.428	49.641	35.643	162.1	13:08:20.179	4	1:51.672	27.494	49.878	34.300	184.6	13:08:24.769
5	1:52.863	28.711	49.136	35.016	180.9	13:10:13.042	5	1:51.438	27.680	49.101	34.657	184.9	13:10:16.207
6	6:35.041	4:43.945	1:05.221	45.875	151.2	13:16:48.083	6	1:50.699	27.609	48.949	34.141	182.7	13:12:06.906
7	1:52.016	28.207	49.300	34.509	180.9	13:18:40.099	7	2:04.160	27.855	53.990	42.315	181.5	13:14:11.066
8	1:52.053	28.078	49.395	34.580	180.9	13:20:32.152	8	1:52.346	29.298	48.934	34.114	180.6	13:16:03.412
9	1:52.038	28.209	49.491	34.338	179.1	13:22:24.190	9	1:51.560	27.983	49.426	34.151	173.3	13:17:54.972
10	1:51.977	28.034	49.458	34.485	179.1	13:24:16.167	10	2:01.064 P	27.652	49.229	44.183	182.7	13:19:56.036
11	1:52.236	28.261	49.533	34.442	176.1	13:26:08.403	11	2:44.127	1:16.934	52.987	34.206	177.0	13:22:40.163
12	1:51.523	28.276	48.926	34.321	177.3	13:27:59.926	12	1:52.267	28.624	49.199	34.444	177.9	13:24:32.430
13		28.237	1:20.757		176.7		13	1:51.485	27.839	49.237	34.409	178.2	13:26:23.915
							14	1:53.123	28.055	50.772	34.296	179.1	13:28:17.038
							15	2:05.722 P	28.957	51.697	45.068	170.0	13:30:22.760

121 Davide Gaggianesi							ITA 199 Alejandro Schimpf						
RAC			Faro Racing				CHA			AST Competition			
Lap D	Time	Sector 1	Sector 2	Sector 3	T. Spd	Elapsed	Lap D	Time	Sector 1	Sector 2	Sector 3	T. Spd	Elapsed
1	13:02:26.431	13:00:54.696	54.893	36.842	152.3	13:02:26.431	1	13:03:38.153	13:01:42.133	1:08.776	47.244	87.4	13:03:38.153
2	1:55.503	28.856	50.870	35.777	178.5	13:04:21.934	2	2:32.368	42.673	1:04.415	45.280	88.6	13:06:10.521
3	1:58.335	29.064	50.668	38.603	180.9	13:06:20.269	3	10:14.711	8:37.645	1:00.327	36.739	118.4	13:16:25.232
4	1:55.054	28.717	50.611	35.726	176.7	13:08:15.323	4	1:55.445	29.424	50.603	35.418	174.1	13:18:20.677
5	1:53.628	28.835	49.718	35.075	178.2	13:10:08.951	5	1:53.063	28.453	49.496	35.114	177.6	13:20:13.740
6	1:54.382	28.857	50.002	35.523	179.7	13:12:03.333	6	1:52.236	28.191	49.455	34.590	177.3	13:22:05.976
7	1:54.811	29.201	51.271	34.339	167.4	13:13:58.144	7	1:51.724	28.113	49.037	34.574	179.4	13:23:57.700
8	1:52.552	28.118	49.806	34.628	178.5	13:15:50.696	8	1:51.635	28.102	48.979	34.554	178.8	13:25:49.335
9	2:06.748	28.190	1:03.532	35.026	180.0	13:17:57.444	9	1:51.683	28.242	48.948	34.493	178.2	13:27:41.018
10	1:52.966	28.351	49.775	34.840	179.7	13:19:50.410	10		28.644	49.366		177.9	
11	1:54.314	28.496	51.071	34.747	178.2	13:21:44.724							
12	5:42.398	4:17.453	49.908	35.037	178.5	13:27:27.122							
13		28.358	52.716		180.6								







Red Bull Ring  
 Clio Cup Series  
 Pre-Event Collective Test 1  
 Lap Analysis

# CLIO CUP

## SERIES

211

Nikola Miljkovic

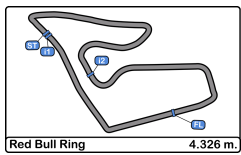
EUR & MID

CHA

Tempo Racing Team

Lap	D	Time	Sector 1	Sector 2	Sector 3	T. Spd	Elapsed
1		13:02:23.270	13:00:53.819	53.236	36.215	159.2	13:02:23.270
2		1:53.483	28.724	50.090	34.669	179.4	13:04:16.753
3		1:52.082	27.828	49.210	35.044	182.4	13:06:08.835
4		1:51.319	27.978	49.028	34.313	180.6	13:08:00.154
5		1:51.208	27.974	48.883	34.351	181.2	13:09:51.362
6		<b>1:50.634</b>	<b>27.638</b>	<b>48.706</b>	34.290	182.4	13:11:41.996
7		1:50.761	27.667	48.837	<b>34.257</b>	180.9	13:13:32.757
8		2:22.033 P	33.037	51.893	57.103	142.1	13:15:54.790
9		6:39.242	5:13.336	51.120	34.786	166.1	13:22:34.032
10		1:51.525	27.834	48.870	34.821	179.4	13:24:25.557
11		1:50.805	27.809	48.718	34.278	179.4	13:26:16.362
12		2:01.007	34.619	52.082	34.306	154.7	13:28:17.369
13		2:32.344 P	34.055	58.603	59.686	123.9	13:30:49.713





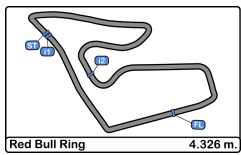
**Red Bull Ring**  
**Clio Cup Series**  
**Pre-Event Collective Test 1**  
**Best Sectors Results**

# CLIO CUP

## SERIES

Sector - 1			Sector - 2			Sector - 3			Ideal Lap vs Best Lap						
Clas	Nº	Driver	Time	Nº	Driver	Time	Nº	Driver	Time	Clas	Nº	Driver	Ideal Lap	Best Lap	Clas
1	12	Jerzy Spinkiewicz	27.494	12	Gabriele Torelli	48.234	27	Federico Danova	33.952	1	12	Gabriele Torelli	1:49.942	1:50.015	1
2	19	Gianalberto Coldani	27.498	82	Jacopo Giuseppe Cimenès	48.405	1	Anthony Jurado	33.969	2	82	Jacopo Giuseppe Cimenès	1:50.019	1:50.273	4
3	11	Giacomo Trebbi	27.527	91	Luca Franca	48.479	116	Giacomo Trebbi	33.980	3	27	Federico Danova	1:50.041	1:50.230	2
4	27	Federico Danova	27.551	27	Federico Danova	48.538	91	Luca Franca	33.985	4	91	Luca Franca	1:50.106	1:50.236	3
5	82	Jacopo Giuseppe Cimenès	27.588	1	Anthony Jurado	48.596	105	Alessandro Brigatti	33.996	5	116	Giacomo Trebbi	1:50.175	1:50.286	5
6	10	Alessandro Brigatti	27.596	4	Julien Baziret	48.615	12	Gabriele Torelli	34.020	6	105	Alessandro Brigatti	1:50.343	1:50.663	10
7	84	Mattia Lancellotti	27.603	9	Andreas Stucki	48.617	82	Jacopo Giuseppe Cimenès	34.026	7	4	Julien Baziret	1:50.451	1:50.622	7
8	21	Nikola Miljkovic	27.638	5	Nicolas Milan	48.618	43	Damiano Puccetti	34.075	8	107	Cristian Ricciarini	1:50.458	1:50.624	8
9	91	Luca Franca	27.642	43	Damiano Puccetti	48.632	60	Leonardo Arduini	34.075	9	5	Nicolas Milan	1:50.468	1:50.591	6
10	10	Cristian Ricciarini	27.668	107	Cristian Ricciarini	48.637	5	Nicolas Milan	34.106	10	1	Anthony Jurado	1:50.519	1:51.030	16
11	60	Leonardo Arduini	27.674	116	Giacomo Trebbi	48.668	125	Jerzy Spinkiewicz	34.114	11	125	Jerzy Spinkiewicz	1:50.542	1:50.699	11
12	4	Julien Baziret	27.680	211	Nikola Miljkovic	48.706	107	Cristian Ricciarini	34.153	12	60	Leonardo Arduini	1:50.582	1:50.909	15
13	12	Gabriele Torelli	27.688	95	Adam Sascha	48.730	4	Julien Baziret	34.156	13	211	Nikola Miljkovic	1:50.601	1:50.634	9
14	99	Guillaume Maio	27.699	105	Alessandro Brigatti	48.751	99	Guillaume Maio	34.176	14	19	Gianalberto Coldani	1:50.656	1:50.895	14
15	69	Quinto Stefana	27.734	60	Leonardo Arduini	48.833	19	Gianalberto Coldani	34.179	15	99	Guillaume Maio	1:50.712	1:50.824	12
16	5	Nicolas Milan	27.744	99	Guillaume Maio	48.837	84	Mattia Lancellotti	34.191	16	43	Damiano Puccetti	1:50.728	1:50.894	13
17	95	Adam Sascha	27.842	113	Adrian Schimpf	48.898	211	Nikola Miljkovic	34.257	17	84	Mattia Lancellotti	1:50.837	1:51.347	20
18	21	Stephan Polderman	27.850	53	Due	48.921	122	Ludovico Longoni	34.268	18	95	Adam Sascha	1:50.860	1:51.101	17
19	73	Sandro Cutini	27.858	118	Francesco Pagano	48.926	16	Lionel Viguier	34.281	19	9	Andreas Stucki	1:51.139	1:51.380	21
20	10	Francesco Miotto	27.898	125	Jerzy Spinkiewicz	48.934	95	Adam Sascha	34.288	20	21	Stephan Polderman	1:51.234	1:51.331	19
21	16	Lionel Viguier	27.951	103	Francesco Miotto	48.942	113	Adrian Schimpf	34.305	21	113	Adrian Schimpf	1:51.236	1:51.267	18
22	1	Anthony Jurado	27.954	3	Daniel Nyffeler	48.947	118	Francesco Pagano	34.321	22	69	Quinto Stefana	1:51.270	1:51.481	22
23	30	Alex Lancellotti	28.014	199	Alejandro Schimpf	48.948	30	Alex Lancellotti	34.322	23	118	Francesco Pagano	1:51.271	1:51.523	24
24	43	Damiano Puccetti	28.021	30	Alex Lancellotti	48.965	121	Davide Gaggianesi	34.339	24	103	Francesco Miotto	1:51.287	1:51.731	28
25	11	Francesco Pagano	28.024	21	Stephan Polderman	48.976	21	Stephan Polderman	34.408	25	30	Alex Lancellotti	1:51.301	1:51.693	27
26	38	Alessio Alcidi	28.028	19	Gianalberto Coldani	48.979	103	Francesco Miotto	34.447	26	16	Lionel Viguier	1:51.371	1:52.036	33
27	12	Ludovico Longoni	28.029	39	Alessandro Alcidi	48.988	9	Andreas Stucki	34.455	27	122	Ludovico Longoni	1:51.393	1:51.483	23
28	11	Adrian Schimpf	28.033	69	Quinto Stefana	48.997	38	Alessio Alcidi	34.473	28	73	Sandro Cutini	1:51.446	1:51.681	26
29	53	Due	28.053	73	Sandro Cutini	49.004	199	Alejandro Schimpf	34.493	29	199	Alejandro Schimpf	1:51.543	1:51.635	25
30	9	Andreas Stucki	28.067	84	Mattia Lancellotti	49.043	69	Quinto Stefana	34.539	30	53	Due	1:51.552	1:51.780	29
31	19	Alejandro Schimpf	28.102	122	Ludovico Longoni	49.096	3	Daniel Nyffeler	34.540	31	38	Alessio Alcidi	1:51.680	1:51.883	31
32	12	Davide Gaggianesi	28.118	16	Lionel Viguier	49.139	53	Due	34.578	32	3	Daniel Nyffeler	1:51.755	1:51.926	32
33	55	René Steemetz	28.152	38	Alessio Alcidi	49.179	73	Sandro Cutini	34.584	33	39	Alessandro Alcidi	1:51.857	1:51.866	30
34	39	Alessandro Alcidi	28.258	55	René Steemetz	49.184	39	Alessandro Alcidi	34.611	34	121	Davide Gaggianesi	1:52.081	1:52.552	35
35	3	Daniel Nyffeler	28.268	17	Daniele Pasquali	49.349	17	Daniele Pasquali	34.900	35	55	René Steemetz	1:52.247	1:52.247	34
36	17	Daniele Pasquali	28.445	121	Davide Gaggianesi	49.624	55	René Steemetz	34.911	36	17	Daniele Pasquali	1:52.694	1:52.903	36
37	14	Udo Brunner	29.242	14	Udo Brunner	52.120	14	Udo Brunner	38.501	37	14	Udo Brunner	1:59.863	2:00.638	37





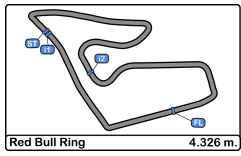
**Red Bull Ring**  
**Clio Cup Series**  
**Pre-Event Collective Test 1**  
**Best 5 Lap Times**

# CLIO CUP

## SERIES

Cls	N°	Driver	Nat	Cat	Cls	Team	Nat	Group	Best 1		Best 2		Best 3		Best 4		Best 5	
									Time	Lap	Time	Lap	Time	Lap	Time	Lap	Time	Lap
1	12	Gabriele Torelli	ITA			Rangoni Corse	ITA	EUR & MID	1:50.015	6	1:50.161	7	1:50.387	5	1:50.500	8	1:51.330	3
2	27	Federico Danova	ITA	CHA	1	ESSECORSE	ITA	ITA	1:50.230	13	1:50.257	6	1:50.351	9	1:50.414	8	1:50.524	11
3	91	Luca Franca	ITA	RAC	1	MC Motor Tecnica	ITA	EUR & ITA	1:50.236	12	1:50.246	11	1:50.709	6	1:50.851	10	1:51.414	8
4	82	Jacopo Giuseppe	ITA	CHA	2	ESSECORSE	ITA	EUR & ITA	1:50.273	13	1:50.338	10	1:50.438	11	1:50.707	8	1:50.734	9
5	116	Giacomo Trebbi	ITA	CHA	3	MC Motor Tecnica	ITA	ITA	1:50.286	12	1:50.339	10	1:50.477	9	1:50.805	11	1:50.896	6
6	5	Nicolas Milan	FRA			Milan Competition	FRA	EUR & FRA	1:50.591	10	1:50.995	11	1:51.224	3	1:51.248	8	1:51.366	4
7	4	Julien Baziret	FRA	CHA	4	Baziret Sport	FRA	EUR & MID	1:50.622	11	1:50.992	6	1:51.081	10	1:51.208	9	1:51.293	8
8	107	Cristian Ricciarini	ITA			ESSECORSE	ITA	EUR & ITA	1:50.624	10	1:50.869	11	1:50.907	9	1:51.141	6	1:51.249	4
9	211	Nikola Miljkovic	SRB	CHA	5	Tempo Racing Team	SRB	EUR & MID	1:50.634	6	1:50.761	7	1:50.805	11	1:51.208	5	1:51.319	4
10	105	Alessandro Brigatti	ITA	CHA	6	PROGETTO E20	ITA	ITA	1:50.663	13	1:50.795	5	1:50.852	12	1:50.984	7	1:51.394	4
11	125	Jerzy Spinkiewicz	POL			UNIQ Racing	POL	EUR & ITA	1:50.699	6	1:51.374	3	1:51.438	5	1:51.485	13	1:51.560	9
12	99	Guillaume Maio	FRA	CHA	7	GM Sport	FRA	EUR & MID	1:50.824	6	1:50.884	7	1:51.258	5	1:51.284	10	1:51.392	12
13	43	Damiano Puccetti	ITA	CHA	8	Rangoni Corse	ITA	EUR & MID	1:50.894	8	1:51.100	11	1:51.250	9	1:51.288	10	1:51.469	4
14	19	Gianalberto Coldani	ITA	CHA	9	MC Motor Tecnica	ITA	ITA	1:50.895	6	1:50.905	7	1:51.311	11	1:51.814	4	1:52.008	5
15	60	Leonardo Arduini	ITA	CHA	10	MC Motor Tecnica	ITA	EUR & ITA	1:50.909	7	1:51.373	5	1:51.496	4	1:51.497	6	1:51.632	13
16	1	Anthony Jurado	FRA			Milan Competition	FRA	EUR & MID	1:51.030	5	1:51.039	9	1:51.245	8	1:51.274	3	1:51.394	4
17	95	Adam Sascha	ITA	CHA	11	SEVENHILLS	ITA	ITA	1:51.101	8	1:51.555	6	1:51.595	9	1:51.964	5	1:51.993	7
18	113	Adrian Schimpf	ESP	CHA	12	AST Competition	ESP	EUR & ESP	1:51.267	7	1:51.799	6	1:53.458	4	1:53.789	5	2:15.814	8
19	21	Stephan Polderman	NLD	RAC	2	AST Competition	ESP	EUR & MID	1:51.331	8	1:51.922	7	1:59.321	5	2:01.502	6	2:02.461	4
20	84	Mattia Lancellotti	ITA	CHA	13	Faro Racing	ITA	EUR & ITA	1:51.347	5	1:51.396	8	1:51.509	12	1:51.518	7	1:51.556	10
21	9	Andreas Stucki	CHE			Stucki Motorsport	CHE	MID	1:51.380	9	1:51.473	6	1:51.478	5	1:51.928	8	1:52.469	7
22	69	Quinto Stefana	ITA	RAC	3	Milan Competition	FRA	EUR	1:51.481	5	1:51.549	8	1:52.244	6	1:52.578	3	1:53.292	9
23	122	Ludovico Longoni	ITA	CHA	14	MC Motor Tecnica	ITA	EUR & ITA	1:51.483	12	1:51.705	11	1:51.956	10	1:52.153	6	1:52.421	5
24	118	Francesco Pagano	ITA	CHA	15	Costa Ovest	ITA	ITA	1:51.523	12	1:51.977	10	1:52.016	7	1:52.038	9	1:52.053	8
25	199	Alejandro Schimpf	ESP	CHA	16	AST Competition	ESP	EUR & ESP	1:51.635	8	1:51.683	9	1:51.724	7	1:52.236	6	1:53.063	5
26	73	Sandro Cutini	ITA	RAC	4	Faro Racing	ITA	ITA	1:51.681	7	1:52.041	9	1:52.472	5	1:52.691	8	1:52.727	12
27	30	Alex Lancellotti	ITA	RAC	5	Faro Racing	ITA	EUR & ITA	1:51.693	12	1:51.826	11	1:52.101	10	1:52.289	9	1:52.409	8
28	103	Francesco Miotto	ITA	CHA	17	PROGETTO E20	ITA	ITA	1:51.731	5	1:51.780	10	1:51.816	7	1:52.597	4	1:53.558	3
29	53	Due	ITA	RAC	6	Oregon Team	ITA	ITA	1:51.780	9	1:52.661	10	1:52.843	8	1:53.083	13	1:53.486	5
30	39	Alessandro Alcidi	ITA	RAC	7	Tuder Motorsport	ITA	ITA	1:51.866	10	1:51.873	9	1:52.582	8	1:52.975	7	1:53.488	6
31	38	Alessio Alcidi	ITA	CHA	18	Tuder Motorsport	ITA	ITA	1:51.883	11	1:52.049	7	1:52.138	9	1:52.281	10	1:52.361	8
32	3	Daniel Nyffeler	CHE	CHA	19	Stucki Motorsport	CHE	MID	1:51.926	6	1:52.096	9	1:52.267	7	1:52.510	10	1:52.964	4
33	16	Lionel Viguier	FRA	RAC	8	T2CM	FRA	EUR & FRA	1:52.036	11	1:52.521	10	1:52.533	6	1:52.642	8	1:52.714	7
34	55	René Steemetz	NLD	RAC	9	AST Competition	ESP	EUR & MID	1:52.247	9	1:53.831	8	1:55.377	6	1:55.542	5	1:57.904	7
35	121	Davide Gaggianesi	ITA	RAC	10	Faro Racing	ITA	ITA	1:52.552	8	1:52.966	10	1:53.628	5	1:54.314	11	1:54.382	6
36	17	Daniele Pasquali	ITA	RAC	11	Tuder Motorsport	ITA	EUR & ITA	1:52.903	7	1:52.946	10	1:53.216	12	1:53.218	6	1:53.555	11
37	14	Udo Brunner	DEU	RAC	12	LCB Racing	DEU	EUR	2:00.638	13	2:01.294	12	2:01.295	10	2:01.388	8	2:01.446	11





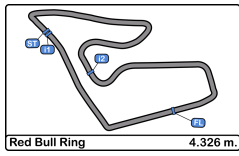
**Red Bull Ring**  
**Clio Cup Series**  
**Pre-Event Collective Test 1**  
**Best 5 Top Speeds**

# CLIO CUP

## SERIES

Clas	N°	Driver	Nat	Cat	Cls	Team	Nat	Group	Top 1		Top 2		Top 3		Top 4		Top 5		Avg
									Km/h	Lap	Km/h	Lap	Km/h	Lap	Km/h	Lap	Km/h	Lap	
1	69	Quinto Stefana	ITA	RAC	1	Milan Competition	ITA	EUR	185.2	5	184.3	6	183.6	7	182.4	8	182.1	3	183.5
2	91	Luca Franca	ITA	RAC	2	MC Motortecnica	ITA	EUR & ITA	185.2	8	184.3	7	183.3	12	183.0	6	182.7	11	183.7
3	27	Federico Danova	ITA	CHA	1	ESSECORSE	ITA	ITA	184.9	6	183.6	4	183.6	10	183.3	5	183.0	3	183.7
4	125	Jerzy Spinkiewicz	POL			UNIQ Racing	POL	EUR & ITA	184.9	5	184.6	4	183.9	3	182.7	6	182.7	10	183.8
5	5	Nicolas Milan	FRA			Milan Competition	FRA	EUR & FRA	184.6	6	183.0	5	183.0	10	182.4	8	181.2	2	182.8
6	82	Jacopo Giuseppe	ITA	CHA	2	ESSECORSE	ITA	EUR & ITA	184.6	4	184.3	11	183.9	14	183.6	6	183.6	7	184.0
7	60	Leonardo Arduini	ITA	CHA	3	MC Motortecnica	ITA	EUR & ITA	183.9	6	183.0	5	182.4	8	182.1	7	182.1	13	182.7
8	105	Alessandro Brigatti	ITA	CHA	4	PROGETTO E20	ITA	ITA	183.9	7	183.9	12	183.3	4	183.0	3	182.7	8	183.4
9	103	Francesco Miotto	ITA	CHA	5	PROGETTO E20	ITA	ITA	183.6	11	181.8	7	180.9	2	180.9	5	180.6	3	181.5
10	116	Giacomo Trebbi	ITA	CHA	6	MC Motortecnica	ITA	ITA	183.6	9	183.3	6	183.0	5	182.4	11	181.8	13	182.8
11	107	Cristian Ricciarini	ITA			ESSECORSE	ITA	EUR & ITA	183.3	11	182.4	5	182.1	3	182.1	4	181.8	9	182.3
12	43	Damiano Puccetti	ITA	CHA	7	Rangoni Corse	ITA	EUR & MID	183.0	3	181.8	4	181.8	10	181.2	6	180.6	8	181.6
13	73	Sandro Cutini	ITA	RAC	3	Faro Racing	ITA	ITA	183.0	7	182.4	9	181.8	3	181.2	6	180.9	8	181.8
14	19	Gianalberto Coldani	ITA	CHA	8	MC Motortecnica	ITA	ITA	182.7	2	182.4	8	181.5	3	181.5	6	181.5	7	181.9
15	84	Mattia Lancellotti	ITA	CHA	9	Faro Racing	ITA	EUR & ITA	182.7	3	182.1	6	181.8	2	181.8	9	181.2	10	181.9
16	4	Julien Baziret	FRA	CHA	10	Baziret Sport	FRA	EUR & MID	182.4	13	181.8	12	181.5	7	181.5	8	181.2	11	181.6
17	12	Gabriele Torelli	ITA			Rangoni Corse	ITA	EUR & MID	182.4	5	180.6	7	180.6	8	180.3	9	180.0	3	180.7
18	16	Lionel Viguier	FRA	RAC	4	T2CM	FRA	EUR & FRA	182.4	11	182.1	6	182.1	12	181.8	3	181.2	5	181.9
19	21	Stephan Polderman	NLD	RAC	5	AST Competition	ESP	EUR & MID	182.4	8	181.2	7	178.5	6	177.3	5	155.3	9	174.9
20	53	Due	ITA	RAC	6	Oregon Team	ITA	ITA	182.4	9	182.1	10	180.9	8	180.0	11	178.5	13	180.7
21	211	Nikola Mijjkovic	SRB	CHA	11	Tempo Racing Team	SRB	EUR & MID	182.4	3	182.4	6	181.2	5	180.9	7	180.6	4	181.5
22	1	Anthony Jurado	FRA			Milan Competition	FRA	EUR & MID	181.5	3	180.9	8	180.0	4	180.0	5	180.0	9	180.4
23	9	Andreas Stucki	CHE			Stucki Motorsport	CHE	MID	181.5	8	180.0	10	178.8	9	177.9	6	177.0	5	179.0
24	38	Alessio Alcidi	ITA	CHA	12	Tuder Motorsport	ITA	ITA	181.5	10	181.5	12	179.7	11	179.4	8	178.8	12	180.1
25	95	Adam Sascha	ITA	CHA	13	SEVENHILLS	ITA	ITA	181.2	5	180.6	4	180.3	6	180.3	7	180.0	9	180.4
26	99	Guillaume Maio	FRA	CHA	14	GM Sport	FRA	EUR & MID	181.2	10	180.9	11	180.3	7	180.0	5	180.0	13	180.4
27	55	René Steemetz	NLD	RAC	7	AST Competition	ESP	EUR & MID	180.9	9	179.4	8	179.4	10	176.7	6	176.1	5	178.5
28	118	Francesco Pagano	ITA	CHA	15	Costa Ovest	ITA	ITA	180.9	5	180.9	7	180.9	8	179.1	6	179.1	9	180.1
29	121	Davide Gaggianesi	ITA	RAC	8	Faro Racing	ITA	ITA	180.9	3	180.9	12	180.6	13	180.0	9	179.7	6	180.4
30	122	Ludovico Longoni	ITA	CHA	16	MC Motortecnica	ITA	EUR & ITA	180.9	8	180.9	10	180.9	11	180.6	9	179.7	5	180.6
31	39	Alessandro Alcidi	ITA	RAC	9	Tuder Motorsport	ITA	ITA	180.6	9	180.6	10	180.0	2	180.0	5	180.0	7	180.2
32	30	Alex Lancellotti	ITA	RAC	10	Faro Racing	ITA	EUR & ITA	180.3	5	180.3	13	180.0	3	179.7	11	179.4	10	179.9
33	113	Adrian Schimpf	ESP	CHA	17	AST Competition	ESP	EUR & ESP	179.7	7	179.4	6	178.2	4	177.3	5	174.4	3	177.8
34	3	Daniel Nyffeler	CHE	CHA	18	Stucki Motorsport	CHE	MID	179.4	6	179.4	7	179.1	11	178.2	8	177.9	10	178.8
35	17	Daniele Pasquali	ITA	RAC	11	Tuder Motorsport	ITA	EUR & ITA	179.4	7	177.9	8	177.6	3	177.3	2	177.3	6	177.9
36	199	Alejandro Schimpf	ESP	CHA	19	AST Competition	ESP	EUR & ESP	179.4	7	178.8	8	178.2	9	177.9	10	177.6	5	178.3
37	14	Udo Brunner	DEU	RAC	12	LCB Racing	DEU	EUR	177.0	13	174.7	12	174.4	14	173.0	9	173.0	11	174.4





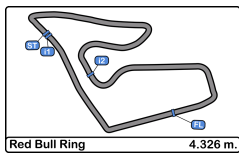
Red Bull Ring  
Clio Cup Series  
Pre-Event Collective Test 1  
Fastest Laps Sequence

# CLIO CUP

## SERIES

Lap	Time of Day	Session Time	N°	Driver	Nat	Cat	Team	Nat	Group	Time	Km/h
2	13:04:05.453	4:05.453	116	Giacomo Trebbi		CHA	MC Motortecnica		ITA	1:52.621	138.2
2	13:04:07.668	4:07.668	91	Luca Franca		RAC	MC Motortecnica		EUR & ITA	1:52.478	138.4
2	13:04:41.723	4:41.723	125	Jerzy Spinkiewicz			UNIQ Racing		EUR & ITA	1:52.016	139.0
3	13:06:26.466	6:26.466	5	Nicolas Milan			Milan Competition		EUR & FRA	1:51.224	140.0
5	13:09:43.090	9:43.090	105	Alessandro Brigatti		CHA	PROGETTO E20		ITA	1:50.795	140.5
6	13:11:35.046	11:35.046	91	Luca Franca		RAC	MC Motortecnica		EUR & ITA	1:50.709	140.6
6	13:11:41.996	11:41.996	211	Nikola Miljkovic		CHA	Tempo Racing Team		EUR & MID	1:50.634	140.7
6	13:12:05.346	12:05.346	27	Federico Danova		CHA	ESSECORSE		ITA	1:50.257	141.2
6	13:16:45.895	16:45.895	12	Gabriele Torelli			Rangoni Corse		EUR & MID	1:50.015	141.5





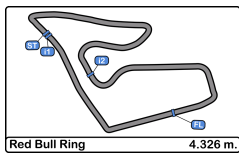
**Red Bull Ring**  
**Clio Cup Series**  
**Pre-Event Collective Test 1**  
**Event Best Maximum Speed**

# CLIO CUP

## SERIES

N°	Driver	Nat	Cat	Clas	Team	Nat	Group	Km/h	Session
69	Quinto Stefana	ITA	ITA	RAC 1	Milan Competition	FRA	EUR	185.2	Pre-Event Collective Test 1
91	Luca Franca	ITA	ITA	RAC 2	MC Motorcnica	ITA	EUR & ITA	185.2	Pre-Event Collective Test 1
125	Jerzy Spinkiewicz	POL	POL		UNIQ Racing	POL	EUR & ITA	184.9	Pre-Event Collective Test 1
27	Federico Danova	ITA	ITA	CHA 1	ESSECORSE	ITA	ITA	184.9	Pre-Event Collective Test 1
82	Jacopo Giuseppe Cimenès	ITA	ITA	CHA 2	ESSECORSE	ITA	EUR & ITA	184.6	Pre-Event Collective Test 1
5	Nicolas Milan	FRA	FRA		Milan Competition	FRA	EUR & FRA	184.6	Pre-Event Collective Test 1
60	Leonardo Arduini	ITA	ITA	CHA 3	MC Motorcnica	ITA	EUR & ITA	183.9	Pre-Event Collective Test 1
105	Alessandro Brigatti	ITA	ITA	CHA 4	PROGETTO E20	ITA	ITA	183.9	Pre-Event Collective Test 1
116	Giacomo Trebbi	ITA	ITA	CHA 5	MC Motorcnica	ITA	ITA	183.6	Pre-Event Collective Test 1
103	Francesco Miotto	ITA	ITA	CHA 6	PROGETTO E20	ITA	ITA	183.6	Pre-Event Collective Test 1
107	Cristian Ricciarini	ITA	ITA		ESSECORSE	ITA	EUR & ITA	183.3	Pre-Event Collective Test 1
43	Damiano Puccetti	ITA	ITA	CHA 7	Rangoni Corse	ITA	EUR & MID	183.0	Pre-Event Collective Test 1
73	Sandro Cutini	ITA	ITA	RAC 3	Faro Racing	ITA	ITA	183.0	Pre-Event Collective Test 1
19	Gianalberto Coldani	ITA	ITA	CHA 8	MC Motorcnica	ITA	ITA	182.7	Pre-Event Collective Test 1
84	Mattia Lancellotti	ITA	ITA	CHA 9	Faro Racing	ITA	EUR & ITA	182.7	Pre-Event Collective Test 1
211	Nikola Miljkovic	SRB	SRB	CHA 10	Tempo Racing Team	SRB	EUR & MID	182.4	Pre-Event Collective Test 1
12	Gabriele Torelli	ITA	ITA		Rangoni Corse	ITA	EUR & MID	182.4	Pre-Event Collective Test 1
53	Due	ITA	ITA	RAC 4	Oregon Team	ITA	ITA	182.4	Pre-Event Collective Test 1
16	Lionel Viguier	FRA	FRA	RAC 5	T2CM	FRA	EUR & FRA	182.4	Pre-Event Collective Test 1
4	Julien Baziret	FRA	FRA	CHA 11	Baziret Sport	FRA	EUR & MID	182.4	Pre-Event Collective Test 1
21	Stephan Polderman	NLD	NLD	RAC 6	AST Competition	ESP	EUR & MID	182.4	Pre-Event Collective Test 1
1	Anthony Jurado	FRA	FRA		Milan Competition	FRA	EUR & MID	181.5	Pre-Event Collective Test 1
9	Andreas Stucki	CHE	CHE		Stucki Motorsport	CHE	MID	181.5	Pre-Event Collective Test 1
38	Alessio Alcidi	ITA	ITA	CHA 12	Tuder Motorsport	ITA	ITA	181.5	Pre-Event Collective Test 1
95	Adam Sascha	ITA	ITA	CHA 13	SEVENHILLS	ITA	ITA	181.2	Pre-Event Collective Test 1
99	Guillaume Maio	FRA	FRA	CHA 14	GM Sport	FRA	EUR & MID	181.2	Pre-Event Collective Test 1
121	Davide Gaggianesi	ITA	ITA	RAC 7	Faro Racing	ITA	ITA	180.9	Pre-Event Collective Test 1
118	Francesco Pagano	ITA	ITA	CHA 15	Costa Ovest	ITA	ITA	180.9	Pre-Event Collective Test 1
122	Ludovico Longoni	ITA	ITA	CHA 16	MC Motorcnica	ITA	EUR & ITA	180.9	Pre-Event Collective Test 1
55	René Steemetz	NLD	NLD	RAC 8	AST Competition	ESP	EUR & MID	180.9	Pre-Event Collective Test 1
39	Alessandro Alcidi	ITA	ITA	RAC 9	Tuder Motorsport	ITA	ITA	180.6	Pre-Event Collective Test 1
30	Alex Lancellotti	ITA	ITA	RAC 10	Faro Racing	ITA	EUR & ITA	180.3	Pre-Event Collective Test 1
113	Adrian Schimpf	ESP	ESP	CHA 17	AST Competition	ESP	EUR & ESP	179.7	Pre-Event Collective Test 1
3	Daniel Nyffeler	CHE	CHE	CHA 18	Stucki Motorsport	CHE	MID	179.4	Pre-Event Collective Test 1
17	Daniele Pasquali	ITA	ITA	RAC 11	Tuder Motorsport	ITA	EUR & ITA	179.4	Pre-Event Collective Test 1
199	Alejandro Schimpf	ESP	ESP	CHA 19	AST Competition	ESP	EUR & ESP	179.4	Pre-Event Collective Test 1
14	Udo Brunner	DEU	DEU	RAC 12	LCB Racing	DEU	EUR	177.0	Pre-Event Collective Test 1





**Red Bull Ring**  
**Clio Cup Series**  
**Pre-Event Collective Test 1**  
**Pit Stop Analysis**

# CLIO CUP

## SERIES

**3** Daniel Nyffeler MID  
CHA Stucki Motorsport

N°	In Day Time	In Time	Out Time	Pit Time	T. Pit Time	Handicap	Diff.
1	13:22:39.635	13:22:39.635	13:25:22.733	2:43.098	2:43.098		

**9** Andreas Stucki MID  
CHA Stucki Motorsport

N°	In Day Time	In Time	Out Time	Pit Time	T. Pit Time	Handicap	Diff.
1	13:20:36.976	13:20:36.976	13:23:29.879	2:52.903	2:52.903		

**16** Lionel Viguier EUR & FRA  
RAC T2CM

N°	In Day Time	In Time	Out Time	Pit Time	T. Pit Time	Handicap	Diff.
1	13:25:14.347	13:25:14.347	13:26:27.622	1:13.275	1:13.275		

**21** Stephan Polderman EUR & MID  
RAC AST Competition

N°	In Day Time	In Time	Out Time	Pit Time	T. Pit Time	Handicap	Diff.
1	13:08:39.463	13:08:39.463	13:15:30.020	6:50.557	6:50.557		

**53** Due ITA  
RAC Oregon Team

N°	In Day Time	In Time	Out Time	Pit Time	T. Pit Time	Handicap	Diff.
1	13:22:36.417	13:22:36.417	13:24:35.544	1:59.127	1:59.127		

**55** René Steemetz EUR & MID  
RAC AST Competition

N°	In Day Time	In Time	Out Time	Pit Time	T. Pit Time	Handicap	Diff.
1	13:08:41.977	13:08:41.977	13:17:02.168	8:20.191	8:20.191		

**95** Adam Sascha ITA  
CHA SEVENHILLS MOTORSPORT

N°	In Day Time	In Time	Out Time	Pit Time	T. Pit Time	Handicap	Diff.
1	13:22:42.251	13:22:42.251	13:24:22.448	1:40.197	1:40.197		

**99** Guillaume Maio EUR & MID  
CHA GM Sport

N°	In Day Time	In Time	Out Time	Pit Time	T. Pit Time	Handicap	Diff.
1	13:15:42.867	13:15:42.867	13:18:01.994	2:19.127	2:19.127		

**103** Francesco Miotto ITA  
CHA PROGETTO E20 Motorsport

N°	In Day Time	In Time	Out Time	Pit Time	T. Pit Time	Handicap	Diff.
1	13:15:41.635	13:15:41.635	13:17:32.647	1:51.012	1:51.012		

**105** Alessandro Brigatti ITA  
CHA PROGETTO E20 Motorsport

N°	In Day Time	In Time	Out Time	Pit Time	T. Pit Time	Handicap	Diff.
1	13:15:20.376	13:15:20.376	13:17:31.520	2:11.144	2:11.144		

**113** Adrian Schimpf EUR & ESP  
CHA AST Competition

N°	In Day Time	In Time	Out Time	Pit Time	T. Pit Time	Handicap	Diff.
1	13:08:44.975	13:08:44.975	13:17:56.349	9:11.374	9:11.374		

**125** Jerzy Spinkiewicz EUR & ITA  
UNIQU Racing

N°	In Day Time	In Time	Out Time	Pit Time	T. Pit Time	Handicap	Diff.
1	13:19:50.614	13:19:50.614	13:20:45.875	55.261	55.261		

**199** Alejandro Schimpf EUR & ESP  
CHA AST Competition

N°	In Day Time	In Time	Out Time	Pit Time	T. Pit Time	Handicap	Diff.
1	13:08:43.862	13:08:43.862	13:14:14.789	5:30.927	5:30.927		

**211** Nikola Miljkovic EUR & MID  
CHA Tempo Racing Team

N°	In Day Time	In Time	Out Time	Pit Time	T. Pit Time	Handicap	Diff.
1	13:15:48.675	13:15:48.675	13:20:40.391	4:51.716	4:51.716		

