



**Hungaroring**  
**Clio Cup Series**  
**Collective Test 1**  
**Provisional Results**

# CLIO CUP

## SERIES

Clas	Nº	Driver	Nat	Cat	Clas	Team	Nat	Class	Clas	Laps	Best	Time	Gap	Interval	Km/h
1	12	Gabriele Torelli	ITA			Rangoni Corse	ITA	EUR & MID	1	13	7	2:05.208			125.9
2	5	Nicolas Milan	FRA			Milan Competition	FRA	EUR & FRA	1	14	11	2:05.246	0.038	0.038	125.9
3	1	Anthony Jurado	FRA			Milan Competition	FRA	EUR & MID	2	14	6	2:05.301	0.093	0.055	125.8
4	91	Luca Franca	ITA	RAC	1	MC Motorcnica	ITA	EUR & ITA	1	7	4	2:05.643	0.435	0.342	125.5
5	15	David Pouget	FRA			GPA Racing	FRA	EUR & FRA	2	13	11	2:05.656	0.448	0.013	125.5
6	558	Pierre Bredeaux	FRA	CHA	1	Comte Racing Team	FRA	EUR	1	13	11	2:05.662	0.454	0.006	125.5
7	101	Tomas Pekar	CZE			Carpek Racing	CZE	EUR & MID	3	13	9	2:05.710	0.502	0.048	125.4
8	211	Nikola Miljkovic	SRB	CHA	2	Tempo Racing Team	SRB	EUR & MID	4	14	12	2:05.804	0.596	0.094	125.3
9	333	Gabor Tim	HUN	CHA	3	GM Sport	FRA	EUR & MID	5	14	9	2:05.973	0.765	0.169	125.1
10	125	Jerzy Spinkiewicz	POL			UNIQ Racing	POL	EUR & ITA	2	13	12	2:06.116	0.908	0.143	125.0
11	107	Cristian Ricciarini	ITA			ESSECORSE	ITA	EUR & ITA	3	13	8	2:06.184	0.976	0.068	124.9
12	93	Lantos Szabolcs	CZE	CHA	4	Carpek Racing	CZE	MID	1	13	12	2:06.189	0.981	0.005	124.9
13	113	Adrian Schimpf	ESP	CHA	5	AST Competition	ESP	EUR & ESP	1	13	13	2:06.305	1.097	0.116	124.8
14	82	Jacopo Guiseppe Cimenas	ITA	CHA	6	ESSECORSE	ITA	EUR & ITA	4	14	13	2:06.447	1.239	0.142	124.7
15	9	Andreas Stucki	CHE			Stucki Motorsport	CHE	MID	2	13	13	2:06.690	1.482	0.243	124.4
16	60	Leonardo Arduini	ITA	CHA	7	MC Motorcnica	ITA	EUR & ITA	5	13	12	2:06.782	1.574	0.092	124.3
17	16	Lionel Viguier	FRA	RAC	2	T2CM	FRA	EUR & FRA	3	13	13	2:07.054	1.846	0.272	124.1
18	85	Benjamin Cauvas	FRA	RAC	3	GPA Racing	FRA	EUR	2	13	13	2:07.188	1.980	0.134	124.0
19	43	Damiano Puccetti	ITA	CHA	8	Rangoni Corse	ITA	EUR & MID	6	13	6	2:07.216	2.008	0.028	123.9
20	55	René Steemetz	NLD	RAC	4	AST Competition	ESP	EUR & MID	7	13	10	2:07.344	2.136	0.128	123.8
21	51	Henrik Seibel	DEU	CHA	9	Carpek Racing	CZE	MID	3	14	11	2:08.103	2.895	0.759	123.1
22	21	Stephan Polderman	NLD	RAC	5	AST Competition	ESP	EUR & MID	8	13	13	2:08.172	2.964	0.069	123.0
23	3	Daniel Nyffeler	CHE	CHA	10	Stucki Motorsport	CHE	MID	4	14	12	2:08.327	3.119	0.155	122.9
24	199	Alejandro Schimpf	ESP	CHA	11	AST Competition	ESP	EUR & ESP	2	12	3	2:08.409	3.201	0.082	122.8
25	99	Guillaume Maio	FRA	CHA	12	GM Sport	FRA	EUR & MID	9	2	2	2:42.787	37.579	34.378	96.8

**\* PENALTIES**

CARS #1 - #3 - #5 - #21 - #43 - #55 - #82 - #60 - #91 - #93 - #101 - #107 - #113 - #199 - #211 - #333 - #558 SOME LAP TIMES DELETED DUE TRACK LIMITS

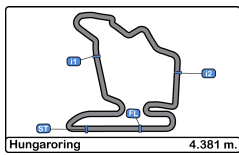
Published at:.....

Track Temp: 27.1 °C Air Temp: 19.8 °C Humidity: 63 % Track Status: DRY

Race Director:

Timekeeper:





Hungaroring  
Clio Cup Series  
Collective Test 1

# CLIO CUP SERIES

Provisional Results by Category

Clas	Nº	Driver	Nat	Cat	Clas	Team	Nat	Group	Laps	Best	Time	Gap	Interval	Km/h
1	12	Gabriele Torelli	ITA			Rangoni Corse	ITA	EUR & MID	13	7	2:05.208			125.9
2	5	Nicolas Milan	FRA			Milan Competition	FRA	EUR & FRA	14	11	2:05.246	0.038	0.038	125.9
3	1	Anthony Jurado	FRA			Milan Competition	FRA	EUR & MID	14	6	2:05.301	0.093	0.055	125.8
4	15	David Pouget	FRA			GPA Racing	FRA	EUR & FRA	13	11	2:05.656	0.448	0.355	125.5
5	101	Tomas Pekar	CZE			Carpek Racing	CZE	EUR & MID	13	9	2:05.710	0.502	0.054	125.4
6	125	Jerzy Spinkiewicz	POL			UNIQ Racing	POL	EUR & ITA	13	12	2:06.116	0.908	0.406	125.0
7	107	Cristian Ricciarini	ITA			ESSECORSE	ITA	EUR & ITA	13	8	2:06.184	0.976	0.068	124.9
8	9	Andreas Stucki	CHE			Stucki Motorsport	CHE	MID	13	13	2:06.690	1.482	0.506	124.4

## RAC

Clas	Nº	Driver	Nat	Cat	Clas	Team	Nat	Group	Laps	Best	Time	Gap	Interval	Km/h
1	91	Luca Franca	ITA	RAC	1	MC Motortechnica	ITA	EUR & ITA	7	4	2:05.643			125.5
2	16	Lionel Viguier	FRA	RAC	2	T2CM	FRA	EUR & FRA	13	13	2:07.054	1.411	1.411	124.1
3	85	Benjamin Cauvas	FRA	RAC	3	GPA Racing	FRA	EUR	13	13	2:07.188	1.545	0.134	124.0
4	55	René Steemetz	NLD	RAC	4	AST Competition	ESP	EUR & MID	13	10	2:07.344	1.701	0.156	123.8
5	21	Stephan Polderman	NLD	RAC	5	AST Competition	ESP	EUR & MID	13	13	2:08.172	2.529	0.828	123.0

## CHA

Clas	Nº	Driver	Nat	Cat	Clas	Team	Nat	Group	Laps	Best	Time	Gap	Interval	Km/h
1	558	Pierre Bredeaux	FRA	CHA	1	Comte Racing Team	FRA	EUR	13	11	2:05.662			125.5
2	211	Nikola Miljkovic	SRB	CHA	2	Tempo Racing Team	SRB	EUR & MID	14	12	2:05.804	0.142	0.142	125.3
3	333	Gabor Tim	HUN	CHA	3	GM Sport	FRA	EUR & MID	14	9	2:05.973	0.311	0.169	125.1
4	93	Lantos Szabolcs	CZE	CHA	4	Carpek Racing	CZE	MID	13	12	2:06.189	0.527	0.216	124.9
5	113	Adrian Schimpf	ESP	CHA	5	AST Competition	ESP	EUR & ESP	13	13	2:06.305	0.643	0.116	124.8
6	82	Jacopo Guiseppa Cimenos	ITA	CHA	6	ESSECORSE	ITA	EUR & ITA	14	13	2:06.447	0.785	0.142	124.7
7	60	Leonardo Arduini	ITA	CHA	7	MC Motortechnica	ITA	EUR & ITA	13	12	2:06.782	1.120	0.335	124.3
8	43	Damiano Puccetti	ITA	CHA	8	Rangoni Corse	ITA	EUR & MID	13	6	2:07.216	1.554	0.434	123.9
9	51	Henrik Seibel	DEU	CHA	9	Carpek Racing	CZE	MID	14	11	2:08.103	2.441	0.887	123.1
10	3	Daniel Nyffeler	CHE	CHA	10	Stucki Motorsport	CHE	MID	14	12	2:08.327	2.665	0.224	122.9
11	199	Alejandro Schimpf	ESP	CHA	11	AST Competition	ESP	EUR & ESP	12	3	2:08.409	2.747	0.082	122.8
12	99	Guillaume Maio	FRA	CHA	12	GM Sport	FRA	EUR & MID	2	2	2:42.787	37.125	34.378	96.8

### \* PENALTIES

CARS #1 - #3 - #5 - #21 - #43 - #55 - #82 - #60 - #91 - #93 - #101 - #107 - #113 - #199 - #211 - #333 - #558 SOME LAP TIMES DELETED DUE TRACK LIMITS

Published at:.....

Track Temp: 27.1 °C Air Temp: 19.8 °C Humidity: 63 % Track Status: DRY

Race Director:

Timekeeper:





Hungaroring  
Clío Cup Series  
Collective Test 1  
Lap Analysis

# CLIO CUP

## SERIES

1 Anthony Jurado EUR & MID Milan Competition 9 Andreas Stucki MID Stucki Motorsport

Lap	D	Time	Sector 1	Sector 2	Sector 3	T. Spd	Elapsed	Lap	D	Time	Sector 1	Sector 2	Sector 3	T. Spd	Elapsed
1		8:33:19.161	8:31:42.715	57.998	38.448		8:33:19.161	1		8:33:07.538	8:31:24.323	1:01.878	41.337		8:33:07.538
2		2:08.310	46.479	46.435	35.396	180.0	8:35:27.471	2		2:13.224	48.375	49.070	35.779	174.1	8:35:20.762
3		2:06.822	45.680	45.963	35.179	185.8	8:37:34.293	3		2:09.373	46.524	47.284	35.565	178.2	8:37:30.135
4		<del>2:06.846</del>	45.382	46.149	35.285	185.5	8:39:41.109	4		2:08.098	46.082	46.818	35.198	179.4	8:39:38.233
5		<del>2:05.743</del>	45.316	45.526	34.901	181.5	8:41:46.852	5		2:10.239	45.841	47.218	37.180	179.7	8:41:48.472
6		<b>2:05.301</b>	45.295	<b>45.294</b>	<b>34.712</b>	182.1	8:43:52.153	6		<del>2:07.764</del>	45.906	46.487	35.371	181.5	8:43:56.236
7		2:06.717	46.331	45.613	34.773	182.1	8:45:58.870	7		2:06.843	45.647	46.047	<b>35.149</b>	180.0	8:46:03.079
8		2:05.616	45.091	45.683	34.842	183.9	8:48:04.486	8		2:09.082	45.641	46.986	36.455	180.3	8:48:12.161
9		2:05.804	45.151	45.654	34.999	183.9	8:50:10.290	9		2:07.291	45.629	46.484	35.178	180.9	8:50:19.452
10		2:05.723	45.094	45.707	34.922	183.0	8:52:16.013	10		2:13.472 P	45.607	46.294	41.571	180.3	8:52:32.924
11		2:05.511	45.084	45.664	34.763	184.6	8:54:21.524	11		4:34.821	3:11.366	47.111	36.344		8:57:07.745
12		2:05.670	45.324	45.533	34.813	184.9	8:56:27.194	12		2:06.866	45.617	<b>45.964</b>	35.285	180.6	8:59:14.611
13		2:05.416	<b>45.009</b>	45.463	34.944	184.3	8:58:32.610	13		<b>2:06.690</b>	<b>45.417</b>	46.111	35.162	181.5	9:01:21.301
14		2:05.313	45.075	45.376	34.862	182.4	9:00:37.923								

3 Daniel Nyffeler MID Rangoni Corse

Lap	D	Time	Sector 1	Sector 2	Sector 3	T. Spd	Elapsed	Lap	D	Time	Sector 1	Sector 2	Sector 3	T. Spd	Elapsed
1		8:33:08.075	8:31:24.841	1:01.972	41.262		8:33:08.075	1		8:32:48.280	8:31:18.964	51.608	37.708		8:32:48.280
2		2:13.834	48.322	49.838	35.674	175.0	8:35:21.909	2		2:07.660	46.440	46.236	34.984	177.3	8:34:55.940
3		2:12.231	46.929	49.508	35.794	179.7	8:37:34.140	3		2:06.132	45.518	45.713	34.901	181.8	8:37:02.072
4		2:10.058	47.242	47.341	35.475	183.0	8:39:44.198	4		2:06.935		2:52.525	35.024	183.6	8:39:09.007
5		2:09.698	46.129	47.105	36.464	179.4	8:41:53.896	5		2:05.864	45.477	45.364	35.023	182.1	8:41:14.871
6		2:08.471	45.969	46.981	35.521	180.0	8:44:02.367	6		2:05.579	45.355	45.394	34.830	180.6	8:43:20.450
7		2:08.808	46.005	47.316	35.487	179.4	8:46:11.175	7		<b>2:05.208</b>	45.188	<b>45.196</b>	34.824	181.2	8:45:25.658
8		2:11.922	46.008	50.259	35.655	177.9	8:48:23.097	8		2:12.389 P	45.262	45.255	41.872	181.2	8:47:38.047
9		<del>2:08.623</del>	<b>45.848</b>	47.227	35.548	179.4	8:50:31.720	9		4:11.444	2:50.352	45.544	35.548		8:51:49.491
10		2:10.707	46.619	48.624	35.464	179.7	8:52:42.427	10		2:05.683	45.232	45.640	34.811	182.7	8:53:55.174
11		2:09.068	46.271	47.330	35.467	179.1	8:54:51.495	11		2:05.302	45.172	45.399	<b>34.731</b>	182.1	8:56:00.476
12		<b>2:08.327</b>	46.001	46.985	<b>35.341</b>	180.6	8:56:59.822	12		2:05.483	<b>45.170</b>	45.411	34.902	181.8	8:58:05.959
13		2:08.453	45.998	<b>46.881</b>	35.574	179.7	8:59:08.275	13		2:11.184 P	45.171	45.533	40.480	181.2	9:00:17.143
14		2:15.939 P	46.967	47.659	41.313	178.2	9:01:24.214								

5 Nicolas Milan EUR & FRA GPA Racing

Lap	D	Time	Sector 1	Sector 2	Sector 3	T. Spd	Elapsed	Lap	D	Time	Sector 1	Sector 2	Sector 3	T. Spd	Elapsed
1		8:33:18.883	8:31:42.149	57.677	39.057		8:33:18.883	1		8:33:23.682	8:31:45.354	59.142	39.186		8:33:23.682
2		2:09.635	47.312	47.167	35.156	179.7	8:35:28.518	2		2:09.041	46.391	47.264	35.386	177.9	8:35:32.723
3		2:06.315	45.588	45.907	34.820	182.7	8:37:34.833	3		2:06.786	45.614	46.197	34.975	183.9	8:37:39.509
4		2:06.818	45.477	46.206	35.135	183.6	8:39:41.651	4		2:06.744	45.551	45.937	35.256	182.1	8:39:46.253
5		2:05.646	45.334	45.618	34.694	183.0	8:41:47.297	5		2:06.479	45.379	46.009	35.091	183.6	8:41:52.732
6		2:05.557	45.295	45.565	34.697	183.3	8:43:52.854	6		2:06.202	45.355	45.981	34.866	182.1	8:43:58.934
7		2:05.486	45.072	45.692	34.722	183.0	8:45:58.340	7		2:05.783	45.651	<b>45.357</b>	<b>34.775</b>	182.4	8:46:04.717
8		2:05.552	45.137	45.707	34.708	181.5	8:48:03.892	8		2:05.788	<b>45.125</b>	45.705	34.958	182.7	8:48:10.505
9		2:05.261	45.039	<b>45.423</b>	34.799	181.2	8:50:09.153	9		2:15.573 P	45.394	45.781	44.398	181.8	8:50:26.078
10		<del>2:06.393</del>	45.110	45.535	35.748	184.6	8:52:15.546	10		3:59.284	2:38.360	45.547	35.377		8:54:25.362
11		<b>2:05.246</b>	45.025	45.550	<b>34.671</b>	181.5	8:54:20.792	11		<b>2:05.656</b>	45.236	45.534	34.886	183.9	8:56:31.018
12		2:05.604	<b>45.012</b>	45.754	34.838	182.7	8:56:26.396	12		2:05.969	45.184	45.620	35.165	183.0	8:58:36.987
13		<del>2:07.326</del>	45.240	47.281	34.805	182.1	8:58:33.722	13		2:05.827	45.232	45.483	35.112	181.8	9:00:42.814
14		2:23.722	46.326	56.088	41.308	183.9	9:00:57.444								





Hungaroring  
Clio Cup Series  
Collective Test 1  
Lap Analysis

# CLIO CUP

## SERIES

**16** Lionel Viguier EUR & FRA **51** Henrik Seibel MID  
RAC T2CM CHA Carpek Racing

Lap	D	Time	Sector 1	Sector 2	Sector 3	T. Spd	Elapsed	Lap	D	Time	Sector 1	Sector 2	Sector 3	T. Spd	Elapsed
1		8:33:20.727	8:31:43.376	58.222	39.129		8:33:20.727	1		8:32:50.326	8:31:22.221	50.796	37.309		8:32:50.326
2		2:11.511	47.341	48.232	35.938	179.7	8:35:32.238	2		2:13.010	47.879	48.844	36.287	175.6	8:35:03.336
3		2:09.522	46.780	47.269	35.473	181.2	8:37:41.760	3		2:09.881	46.938	47.203	35.740	179.1	8:37:13.217
4		2:08.552	46.030	47.102	35.420	181.5	8:39:50.312	4		2:10.138	46.779	47.593	35.766	179.4	8:39:23.355
5		2:08.420	46.145	46.877	35.398	181.2	8:41:58.732	5		2:10.303	46.625	47.335	36.343	179.4	8:41:33.658
6		2:07.784	46.051	46.519	35.214	181.2	8:44:06.516	6		2:08.513	46.638	46.240	35.635	179.1	8:43:42.171
7		2:07.536	45.868	46.427	35.241	181.2	8:46:14.052	7		2:09.184	46.775	46.573	35.836	179.1	8:45:51.355
8		2:07.458	45.724	46.372	35.362	181.8	8:48:21.510	8		2:08.748	46.401	46.505	35.842	179.1	8:48:00.103
9		2:07.807	45.967	46.518	35.322	180.9	8:50:29.317	9		2:08.669	46.780	46.257	35.632	178.2	8:50:08.772
10		2:17.675 P	45.871	46.544	45.260	181.2	8:52:46.992	10		2:08.344	46.085	46.627	35.632	178.8	8:52:17.116
11		4:18.866	2:56.387	47.072	35.407		8:57:05.858	11		2:08.103	45.993	46.465	35.645	180.0	8:54:25.219
12		2:07.719	45.823	46.307	35.589	181.2	8:59:13.577	12		2:08.631	46.284	46.719	35.628	179.7	8:56:33.850
13		2:07.054	45.421	46.576	35.057	181.2	9:01:20.631	13		2:08.982	46.342	46.786	35.854	179.4	8:58:42.832
								14		2:09.476	46.626	47.153	35.697	178.8	9:00:52.308

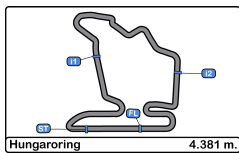
**21** Stephan Polderman EUR & MID **55** René Steemetz EUR & MID  
RAC AST Competition RAC AST Competition

Lap	D	Time	Sector 1	Sector 2	Sector 3	T. Spd	Elapsed	Lap	D	Time	Sector 1	Sector 2	Sector 3	T. Spd	Elapsed
1		8:33:10.607	8:31:39.373	54.101	37.133		8:33:10.607	1		8:33:14.382	8:31:38.690	56.864	38.828		8:33:14.382
2		2:12.345	47.675	48.710	35.960	178.8	8:35:22.952	2		2:12.892	47.265	49.826	35.801	179.1	8:35:27.274
3		2:10.566	46.689	47.863	36.014	181.2	8:37:33.518	3		2:09.593	46.460	47.896	35.237	182.7	8:37:36.867
4		2:11.868	48.524	47.390	35.954	180.6	8:39:45.386	4		2:10.388	45.933	47.498	36.957	183.0	8:39:47.255
5		2:19.377 P	46.904	47.935	43.538	181.5	8:42:03.763	5		2:14.765 P	45.918	47.070	41.777	183.3	8:42:02.020
6		3:32.827	2:09.225	47.012	36.590		8:45:36.590	6		3:33.067	2:10.050	47.166	35.851		8:45:35.087
7		2:10.886	46.933	47.189	36.764	183.0	8:47:47.476	7		2:09.226	45.909	46.774	36.543	181.5	8:47:44.313
8		2:08.698	46.320	46.929	35.449	180.3	8:49:56.174	8		2:07.637	45.745	46.451	35.441	184.9	8:49:51.950
9		2:08.399	45.896	46.611	35.892	181.2	8:52:04.573	9		2:08.022	45.622	46.808	35.592	183.3	8:51:59.972
10		2:08.525	46.123	46.786	35.616	180.0	8:54:13.098	10		2:07.344	45.614	46.354	35.376	183.3	8:54:07.316
11		2:08.357	45.844	46.755	35.758	179.7	8:56:21.455	11		2:08.049	46.106	46.603	35.340	185.2	8:56:15.365
12		2:11.465	46.064	48.214	37.187	180.6	8:58:32.920	12		2:09.574	45.474	46.451	37.646	182.7	8:58:24.936
13		2:08.172	45.909	46.703	35.560	183.6	9:00:41.092	13		2:07.452	45.431	46.493	35.528	183.6	9:00:32.388

**43** Damiano Puccetti EUR & MID **60** Leonardo Arduini EUR & ITA  
CHA Rangoni Corse CHA MC Motortecnica

Lap	D	Time	Sector 1	Sector 2	Sector 3	T. Spd	Elapsed	Lap	D	Time	Sector 1	Sector 2	Sector 3	T. Spd	Elapsed
1		8:32:55.140	8:31:25.261	52.595	37.284		8:32:55.140	1		8:32:49.937	8:31:16.916	52.999	40.022		8:32:49.937
2		2:11.504	47.424	46.963	37.117	177.3	8:35:06.644	2		2:10.170	47.066	47.592	35.512	178.8	8:35:00.107
3		2:09.492	47.143	46.964	35.385	180.0	8:37:16.136	3		2:07.777	45.942	46.404	35.431	183.3	8:37:07.884
4		2:08.050	46.257	46.333	35.460	180.9	8:39:24.186	4		2:07.792	45.402	46.792	35.598	182.1	8:39:15.676
5		2:08.672	46.106	47.157	35.409	183.3	8:41:32.858	5		2:07.203	45.524	46.225	35.454	182.1	8:41:22.879
6		2:07.216	45.921	46.065	35.230	180.3	8:43:40.074	6		2:08.130	46.608	46.070	35.452	182.4	8:43:31.009
7		2:09.284	47.420	46.459	35.405	180.3	8:45:49.358	7		2:06.794	45.403	45.990	35.398	183.6	8:45:37.800
8		2:08.110	46.046	46.841	35.223	179.7	8:47:57.468	8		2:18.269 P	46.027	46.984	45.258	183.6	8:47:56.069
9		2:07.404	45.826	46.477	35.101	180.9	8:50:04.872	9		3:58.451	2:34.520	46.273	37.658		8:51:54.520
10		2:07.348	45.878	46.505	34.965	181.2	8:52:12.220	10		2:07.305	45.454	46.521	35.330	185.5	8:54:01.825
11		2:07.256	45.810	46.351	35.095	180.3	8:54:19.476	11		2:06.898	45.530	45.886	35.482	182.4	8:56:08.723
12		2:09.362	48.480	45.808	35.074	181.2	8:56:28.838	12		2:06.782	45.730	45.774	35.278	181.5	8:58:15.505
13		2:22.892 P	46.023	46.743	50.126	181.5	8:58:51.730	13		2:12.328	50.862	46.328	35.138	181.8	9:00:27.833





**Hungaroring**  
**Clio Cup Series**  
**Collective Test 1**  
**Lap Analysis**

**CLIO CUP**  
**SERIES**

**82** Jacopo Guisepppe Cimenes EUR & ITA **93** Lantos Szabolcs EUR & ITA  
 CHA ESSECORSE CHA Carpek Racing

Lap D	Time	Sector 1	Sector 2	Sector 3	T. Spd	Elapsed	Lap D	Time	Sector 1	Sector 2	Sector 3	T. Spd	Elapsed
1	8:32:47.119	8:31:15.855	52.860	38.404		8:32:47.119	1	8:32:50.810	8:31:22.937	51.170	36.703		8:32:50.810
2	2:12.172	47.756	49.021	35.395	181.2	8:34:59.291	2	2:10.482	47.633	47.529	35.320	177.6	8:35:01.292
3	<del>2:07.879</del>	46.155	46.444	35.280	183.0	8:37:07.170	3	2:07.735	46.078	46.401	35.256	180.0	8:37:09.027
4	2:07.138	45.798	46.216	35.124	181.5	8:39:14.308	4	2:07.345	46.082	46.139	35.124	180.3	8:39:16.372
5	2:07.146	45.680	46.309	35.157	181.2	8:41:21.454	5	2:06.804	45.690	45.915	35.199	181.2	8:41:23.176
6	2:07.254	45.903	46.202	35.149	180.9	8:43:28.708	6	2:07.126	46.008	45.885	35.233	181.8	8:43:30.302
7	2:07.257	45.611	46.110	35.536	181.8	8:45:35.965	7	2:06.539	45.878	45.784	34.877	180.3	8:45:36.841
8	2:07.333	45.661	46.305	35.367	183.0	8:47:43.298	8	2:07.037	45.981	45.884	35.172	182.1	8:47:43.878
9	2:06.669	45.538	45.939	35.192	181.2	8:49:49.967	9	2:06.718	45.824	45.779	35.115	180.6	8:49:50.596
10	2:06.751	45.500	46.189	35.062	181.5	8:51:56.718	10	2:17.568 P	46.456	49.061	42.051	180.3	8:52:08.164
11	2:06.873	45.649	45.996	35.228	182.7	8:54:03.591	11	<del>4:08.828</del>	2:46.323	47.401	35.104		8:56:16.992
12	2:07.325	45.943	45.837	35.545	183.3	8:56:10.916	12	2:06.189	45.220	45.752	35.217	183.3	8:58:23.181
13	2:06.447	45.479	45.940	35.028	186.2	8:58:17.363	13	2:06.722	45.921	45.930	34.871	183.0	9:00:29.903
14	2:07.150	45.853	46.050	35.247	182.7	9:00:24.513							

**85** Benjamin Cauvas EUR **99** Guillaume Maio EUR & MID  
 RAC GPA Racing CHA GM Sport

Lap D	Time	Sector 1	Sector 2	Sector 3	T. Spd	Elapsed	Lap D	Time	Sector 1	Sector 2	Sector 3	T. Spd	Elapsed
1	8:33:25.033	8:31:46.258	59.101	39.674		8:33:25.033	1	8:33:01.190	8:31:29.739	54.653	36.798		8:33:01.190
2	2:14.496	47.903	49.534	37.059	177.9	8:35:39.529	2	2:42.787 P	47.213	1:02.386	53.188	173.9	8:35:43.977

**101** Tomas Pekar EUR & MID  
 Carpek Racing

Lap D	Time	Sector 1	Sector 2	Sector 3	T. Spd	Elapsed	Lap D	Time	Sector 1	Sector 2	Sector 3	T. Spd	Elapsed
1	8:32:48.962	8:31:21.822	50.204	36.936		8:32:48.962	1	8:32:48.962	8:31:21.822	50.204	36.936		8:32:48.962
2	2:08.381	46.565	46.757	35.059	176.1	8:34:57.343	2	2:08.381	46.565	46.757	35.059	176.1	8:34:57.343
3	2:06.374	45.498	45.847	35.029	182.1	8:37:03.717	3	2:06.374	45.498	45.847	35.029	182.1	8:37:03.717
4	<del>2:06.774</del>	45.351	45.722	35.698	182.1	8:39:10.488	4	<del>2:06.774</del>	45.351	45.722	35.698	182.1	8:39:10.488
5	2:06.208	45.826	45.551	34.831	181.8	8:41:16.696	5	2:06.208	45.826	45.551	34.831	181.8	8:41:16.696
6	2:06.643	45.297	45.863	35.483	183.0	8:43:23.339	6	2:06.643	45.297	45.863	35.483	183.0	8:43:23.339
7	2:05.922	45.259	45.690	34.973	182.1	8:45:29.261	7	2:05.922	45.259	45.690	34.973	182.1	8:45:29.261
8	2:05.819	45.264	45.761	34.794	183.9	8:47:35.080	8	2:05.819	45.264	45.761	34.794	183.9	8:47:35.080
9	2:05.710	45.269	45.550	34.891	179.7	8:49:40.790	9	2:05.710	45.269	45.550	34.891	179.7	8:49:40.790
10	2:15.470 P	45.407	45.715	44.348	180.6	8:51:56.260	10	2:15.470 P	45.407	45.715	44.348	180.6	8:51:56.260
11	4:20.149	2:57.806	47.082	35.261		8:56:16.409	11	4:20.149	2:57.806	47.082	35.261		8:56:16.409
12	2:06.502	45.261	45.707	35.534	179.4	8:58:22.911	12	2:06.502	45.261	45.707	35.534	179.4	8:58:22.911
13	2:05.980	45.546	45.708	34.726	180.3	9:00:28.891	13	2:05.980	45.546	45.708	34.726	180.3	9:00:28.891

**107** Cristian Ricciarini EUR & ITA  
 ESSECORSE

Lap D	Time	Sector 1	Sector 2	Sector 3	T. Spd	Elapsed	Lap D	Time	Sector 1	Sector 2	Sector 3	T. Spd	Elapsed
1	8:32:46.234	8:31:14.433	53.015	38.786		8:32:46.234	1	8:32:46.234	8:31:14.433	53.015	38.786		8:32:46.234
2	2:08.704	46.782	46.653	35.269	181.2	8:34:54.938	2	2:08.704	46.782	46.653	35.269	181.2	8:34:54.938
3	2:06.669	45.955	45.640	35.074	182.7	8:37:01.607	3	2:06.669	45.955	45.640	35.074	182.7	8:37:01.607
4	<del>2:15.142</del> P	46.120	46.230	42.792	183.0	8:39:16.749	4	<del>2:15.142</del> P	46.120	46.230	42.792	183.0	8:39:16.749
5	3:30.098	2:08.915	46.089	35.094		8:42:46.847	5	3:30.098	2:08.915	46.089	35.094		8:42:46.847
6	2:06.608	45.958	45.681	34.969	180.3	8:44:53.455	6	2:06.608	45.958	45.681	34.969	180.3	8:44:53.455
7	<del>2:06.780</del>	45.813	45.800	35.167	179.7	8:47:00.235	7	<del>2:06.780</del>	45.813	45.800	35.167	179.7	8:47:00.235
8	2:06.184	45.572	45.549	35.063	180.6	8:49:06.419	8	2:06.184	45.572	45.549	35.063	180.6	8:49:06.419
9	2:06.455	45.813	45.640	35.002	180.0	8:51:12.874	9	2:06.455	45.813	45.640	35.002	180.0	8:51:12.874
10	2:06.791	46.070	45.701	35.020	180.0	8:53:19.665	10	2:06.791	46.070	45.701	35.020	180.0	8:53:19.665
11	2:13.839 P	46.188	46.527	41.124	180.3	8:55:33.504	11	2:13.839 P	46.188	46.527	41.124	180.3	8:55:33.504
12	3:55.084	2:33.904	46.008	35.172		8:59:28.588	12	3:55.084	2:33.904	46.008	35.172		8:59:28.588
13	2:06.609	45.588	45.846	35.175	180.9	9:01:35.197	13	2:06.609	45.588	45.846	35.175	180.9	9:01:35.197





**Hungaroring**  
**Clio Cup Series**  
**Collective Test 1**  
**Lap Analysis**

# CLIO CUP

## SERIES

**113** Adrian Schimpf EUR & ESP **211** Nikola Miljkovic EUR & MID

CHA AST Competition							CHA Tempo Racing Team						
Lap D	Time	Sector 1	Sector 2	Sector 3	T. Spd	Elapsed	Lap D	Time	Sector 1	Sector 2	Sector 3	T. Spd	Elapsed
1	8:33:05.269	8:31:33.847	54.464	36.958		8:33:05.269	1	8:32:44.287	8:31:13.179	53.404	37.704		8:32:44.287
2	2:09.575	46.601	47.179	35.795	177.6	8:35:14.844	2	<del>2:09.782</del>	47.500	47.017	35.265	173.6	8:34:54.069
3	<del>2:09.970</del>	45.881	46.281	36.808	180.0	8:37:23.814	3	2:06.882	45.877	46.082	34.923	179.4	8:37:00.951
4	2:10.192	45.670	48.419	36.103	180.9	8:39:34.006	4	2:06.959	45.991	45.745	35.223	178.8	8:39:07.910
5	2:07.536	45.374	46.699	35.463	181.5	8:41:41.542	5	2:07.439	45.846	45.444	36.149	179.4	8:41:15.349
6	2:06.550	45.363	46.124	<b>35.063</b>	180.9	8:43:48.092	6	2:07.230	45.841	45.460	35.929	182.1	8:43:22.579
7	2:06.472	45.287	46.073	35.112	182.4	8:45:54.564	7	2:06.119	45.744	45.543	<b>34.832</b>	178.2	8:45:28.698
8	2:11.150 P	45.550	45.964	39.636	181.8	8:48:05.714	8	2:06.910	45.685	46.283	34.942	180.3	8:47:35.608
9	3:48.422	2:26.184	46.039	36.199		8:51:54.136	9	2:05.813	<b>45.373</b>	45.565	34.875	181.5	8:49:41.421
10	2:12.741	45.415	46.578	40.748	183.6	8:54:06.877	10	2:06.004	45.712	<b>45.346</b>	34.946	181.8	8:51:47.425
11	2:06.734	45.551	46.090	35.093	183.3	8:56:13.611	11	<del>2:06.523</del>	45.664	47.835	35.024	179.7	8:53:55.948
12	2:06.682	<b>45.278</b>	46.233	35.171	183.3	8:58:20.293	12	<b>2:05.804</b>	45.381	45.375	35.048	183.0	8:56:01.752
13	<b>2:06.305</b>	45.363	<b>45.845</b>	35.097	181.2	9:00:26.598	13	<del>2:06.947</del>	45.417	45.468	35.062	181.5	8:58:07.699

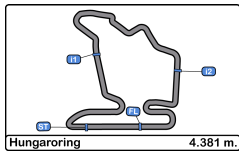
**125** Jerzy Spinkiewicz EUR & ITA **333** Gabor Tim EUR & MID

UNIQ Racing							CHA GM Sport						
Lap D	Time	Sector 1	Sector 2	Sector 3	T. Spd	Elapsed	Lap D	Time	Sector 1	Sector 2	Sector 3	T. Spd	Elapsed
1	8:32:52.294 P	8:31:12.296	53.494	46.504		8:32:52.294	1	8:32:59.561	8:31:28.872	53.043	37.646		8:32:59.561
2	3:09.153	1:45.184	48.203	35.766		8:36:01.447	2	<del>2:07.804</del>	46.327	46.412	35.065	179.1	8:35:07.365
3	2:08.290	46.249	46.946	<b>35.095</b>	180.0	8:38:09.737	3	2:07.080	46.103	46.012	34.965	180.9	8:37:14.445
4	2:07.355	45.918	46.256	35.181	179.7	8:40:17.092	4	2:07.985	45.743	47.162	35.080	181.8	8:39:22.430
5	2:07.386	45.730	46.527	35.129	180.0	8:42:24.478	5	2:06.088	45.678	45.510	<b>34.900</b>	180.3	8:41:28.518
6	2:06.904	45.665	46.129	35.110	179.7	8:44:31.382	6	<del>2:12.297</del> P	45.625	45.589	41.083	180.6	8:43:40.815
7	2:06.656	45.766	45.789	35.101	180.0	8:46:38.038	7	3:32.004	2:11.330	45.583	35.091		8:47:12.819
8	2:06.558	45.560	45.679	35.319	179.7	8:48:44.596	8	2:06.168	45.683	45.485	35.000	179.7	8:49:18.987
9	2:06.836	45.650	46.008	35.178	179.7	8:50:51.432	9	<b>2:05.973</b>	45.611	<b>45.391</b>	34.971	179.4	8:51:24.960
10	2:22.039 P	52.228	48.582	41.229	180.0	8:53:13.471	10	2:06.079	<b>45.593</b>	45.535	34.951	179.1	8:53:31.039
11	3:04.247	1:41.895	47.099	35.253		8:56:17.718	11	2:06.209	45.611	45.516	35.082	179.4	8:55:37.248
12	<b>2:06.116</b>	<b>45.313</b>	<b>45.665</b>	35.138	183.9	8:58:23.834	12	2:11.443	47.100	47.949	36.394	179.1	8:57:48.691
13	2:06.719	45.652	45.943	35.124	183.9	9:00:30.553	13	2:06.558	45.726	45.813	35.019	180.0	8:59:55.249
							14	2:06.309	45.747	45.600	34.962	178.8	9:02:01.558

**199** Alejandro Schimpf EUR & ESP **558** Pierre Bredeaux EUR

CHA AST Competition							CHA Comte Racing Team						
Lap D	Time	Sector 1	Sector 2	Sector 3	T. Spd	Elapsed	Lap D	Time	Sector 1	Sector 2	Sector 3	T. Spd	Elapsed
1	8:33:05.833	8:31:35.497	53.503	36.833		8:33:05.833							
2	<del>2:10.053</del>	46.596	47.654	35.803	179.1	8:35:15.886	1	8:32:56.333	8:31:24.232	50.550	41.551		8:32:56.333
3	<b>2:08.409</b>	45.839	46.833	35.737	181.8	8:37:24.295	2	2:09.154	46.895	46.735	35.524	177.3	8:35:05.487
4	<del>2:07.840</del>	45.698	46.767	35.345	182.7	8:39:32.105	3	2:07.021	45.855	46.285	34.881	181.2	8:37:12.508
5	<del>2:07.480</del>	45.641	46.255	35.284	180.0	8:41:39.285	4	<del>2:07.442</del>	46.139	46.055	35.248	181.5	8:39:19.950
6	<del>2:06.889</del>	<b>45.568</b>	46.295	<b>35.026</b>	180.9	8:43:46.174	5	2:06.127	45.627	45.700	34.800	181.5	8:41:26.077
7	2:16.492 P	48.677	46.270	41.545	181.5	8:46:02.666	6	<del>2:06.507</del>	45.448	45.419	<b>34.640</b>	182.4	8:43:31.584
8	<del>3:41.730</del>	2:19.602	46.599	35.529		8:49:44.396	7	2:13.556 P	46.081	45.689	41.786	184.3	8:45:45.140
9	<del>2:08.936</del>	45.914	46.201	36.821	181.2	8:51:53.332	8	4:08.331	2:33.283	46.545	48.503		8:49:53.471
10	<del>2:07.274</del>	45.809	46.124	35.338	181.5	8:54:00.603	9	2:05.807	45.356	45.647	34.804	184.6	8:51:59.278
11	2:10.873	45.905	46.514	38.454	180.9	8:56:11.476	10	<del>2:06.799</del>	<b>45.267</b>	45.693	34.839	181.8	8:54:05.077
12	2:13.548 P	45.607	<b>46.038</b>	41.903	184.9	8:58:25.024	11	<b>2:05.662</b>	45.419	<b>45.285</b>	34.958	183.3	8:56:10.739
							12	2:05.760	45.386	45.488	34.886	183.0	8:58:16.499
							13	2:18.084	47.518	46.732	43.834	139.8	9:00:34.583





**Hungaroring**  
**Clio Cup Series**  
**Collective Test 1**

# CLIO CUP

## SERIES

**Best Sectors Results**

Sector - 1				Sector - 2				Sector - 3				Ideal Lap vs Best Lap			
Clas	Nº	Driver	Time	Nº	Driver	Time	Nº	Driver	Time	Clas	Nº	Driver	Ideal Lap	Best Lap	Clas
1	1	Anthony Jurado	45.009	12	Gabriele Torelli	45.196	91	Luca Franca	34.622	1	1	Anthony Jurado	2:05.015	2:05.301	3
2	5	Nicolas Milan	45.012	558	Pierre Bredeaux	45.285	558	Pierre Bredeaux	34.640	2	12	Gabriele Torelli	2:05.097	2:05.208	1
3	91	Luca Franca	45.115	1	Anthony Jurado	45.294	5	Nicolas Milan	34.671	3	5	Nicolas Milan	2:05.106	2:05.246	2
4	15	David Pouget	45.125	211	Nikola Miljkovic	45.346	1	Anthony Jurado	34.712	4	558	Pierre Bredeaux	2:05.192	2:05.662	6
5	12	Gabriele Torelli	45.170	15	David Pouget	45.357	101	Tomas Pekar	34.726	5	15	David Pouget	2:05.257	2:05.656	5
6	93	Lantos Szabolcs	45.220	333	Gabor Tim	45.391	12	Gabriele Torelli	34.731	6	91	Luca Franca	2:05.370	2:05.643	4
7	10	Tomas Pekar	45.259	5	Nicolas Milan	45.423	15	David Pouget	34.775	7	101	Tomas Pekar	2:05.535	2:05.710	7
8	55	Pierre Bredeaux	45.267	107	Cristian Ricciarini	45.549	211	Nikola Miljkovic	34.832	8	211	Nikola Miljkovic	2:05.551	2:05.804	8
9	11	Adrian Schimpf	45.278	101	Tomas Pekar	45.550	93	Lantos Szabolcs	34.871	9	93	Lantos Szabolcs	2:05.843	2:06.189	12
10	12	Jerzy Spinkiewicz	45.313	91	Luca Franca	45.633	333	Gabor Tim	34.900	10	333	Gabor Tim	2:05.884	2:05.973	9
11	21	Nikola Miljkovic	45.373	125	Jerzy Spinkiewicz	45.665	43	Damiano Puccetti	34.965	11	125	Jerzy Spinkiewicz	2:06.073	2:06.116	10
12	60	Leonardo Arduini	45.402	93	Lantos Szabolcs	45.752	107	Cristian Ricciarini	34.969	12	107	Cristian Ricciarini	2:06.090	2:06.184	11
13	9	Andreas Stucki	45.417	60	Leonardo Arduini	45.774	85	Benjamin Cauvas	35.017	13	113	Adrian Schimpf	2:06.186	2:06.305	13
14	16	Lionel Viguier	45.421	43	Damiano Puccetti	45.808	199	Alejandro Schimpf	35.026	14	60	Leonardo Arduini	2:06.314	2:06.782	16
15	55	René Steemetz	45.431	82	Jacopo Guiseppe Cimenos	45.837	82	Jacopo Guiseppe Cimenos	35.028	15	82	Jacopo Guiseppe Cimenos	2:06.344	2:06.447	14
16	85	Benjamin Cauvas	45.476	113	Adrian Schimpf	45.845	16	Lionel Viguier	35.057	16	9	Andreas Stucki	2:06.530	2:06.690	15
17	82	Jacopo Guiseppe Cimenos	45.479	9	Andreas Stucki	45.964	113	Adrian Schimpf	35.063	17	43	Damiano Puccetti	2:06.583	2:07.216	19
18	19	Alejandro Schimpf	45.568	199	Alejandro Schimpf	46.038	125	Jerzy Spinkiewicz	35.095	18	199	Alejandro Schimpf	2:06.632	2:08.409	24
19	10	Cristian Ricciarini	45.572	51	Henrik Seibel	46.240	60	Leonardo Arduini	35.138	19	16	Lionel Viguier	2:06.785	2:07.054	17
20	33	Gabor Tim	45.593	16	Lionel Viguier	46.307	9	Andreas Stucki	35.149	20	55	René Steemetz	2:07.022	2:07.344	20
21	43	Damiano Puccetti	45.810	55	René Steemetz	46.354	55	René Steemetz	35.237	21	85	Benjamin Cauvas	2:07.083	2:07.188	18
22	21	Stephan Polderman	45.844	85	Benjamin Cauvas	46.590	3	Daniel Nyffeler	35.341	22	51	Henrik Seibel	2:07.861	2:08.103	21
23	3	Daniel Nyffeler	45.848	21	Stephan Polderman	46.611	21	Stephan Polderman	35.449	23	21	Stephan Polderman	2:07.904	2:08.172	22
24	51	Henrik Seibel	45.993	3	Daniel Nyffeler	46.881	51	Henrik Seibel	35.628	24	3	Daniel Nyffeler	2:08.070	2:08.327	23
25	99	Guillaume Maio	47.213	99	Guillaume Maio	54.653	99	Guillaume Maio	36.798	25	99	Guillaume Maio	2:18.664	2:42.787	25





**Hungaroring**  
**Clio Cup Series**  
**Collective Test 1**  
**Best 5 Lap Times**

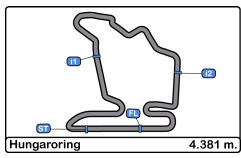
# CLIO CUP

## SERIES

Cls	N°	Driver	Nat	Cat	Cls	Team	Nat	Group	Best 1		Best 2		Best 3		Best 4		Best 5	
									Time	Lap	Time	Lap	Time	Lap	Time	Lap	Time	Lap
1	12	Gabriele Torelli	ITA			Rangoni Corse	ITA	EUR & MID	2:05.208	7	2:05.302	11	2:05.483	12	2:05.579	6	2:05.683	10
2	5	Nicolas Milan	FRA			Milan Competition	FRA	EUR & FRA	2:05.246	11	2:05.261	9	2:05.486	7	2:05.552	8	2:05.557	6
3	1	Anthony Jurado	FRA			Milan Competition	FRA	EUR & MID	2:05.301	6	2:05.313	14	2:05.416	13	2:05.511	11	2:05.616	8
4	91	Luca Franca	ITA	RAC	1	MC Motortecnica	ITA	EUR & ITA	2:05.643	4	2:06.377	3	2:08.549	2	2:08.595	6		
5	15	David Pouget	FRA			GPA Racing	FRA	EUR & FRA	2:05.656	11	2:05.783	7	2:05.788	8	2:05.827	13	2:05.969	12
6	558	Pierre Bredeaux	FRA	CHA	1	Comte Racing Team	FRA	EUR	2:05.662	11	2:05.760	12	2:05.807	9	2:06.127	5	2:07.021	3
7	101	Tomas Pekar	CZE			Carpek Racing	CZE	EUR & MID	2:05.710	9	2:05.819	8	2:05.922	7	2:05.980	13	2:06.208	5
8	211	Nikola Miljkovic	SRB	CHA	2	Tempo Racing Team	SRB	EUR & MID	2:05.804	12	2:05.813	9	2:06.004	10	2:06.119	7	2:06.882	3
9	333	Gabor Tim	HUN	CHA	3	GM Sport	FRA	EUR & MID	2:05.973	9	2:06.079	10	2:06.088	5	2:06.168	8	2:06.209	11
10	125	Jerzy Spinkiewicz	POL			UNIQ Racing	POL	EUR & ITA	2:06.116	12	2:06.558	8	2:06.656	7	2:06.719	13	2:06.836	9
11	107	Cristian Ricciarini	ITA			ESSECORSE	ITA	EUR & ITA	2:06.184	8	2:06.455	9	2:06.608	6	2:06.609	13	2:06.669	3
12	93	Lantos Szabolcs	CZE	CHA	4	Carpek Racing	CZE	MID	2:06.189	12	2:06.539	7	2:06.718	9	2:06.722	13	2:06.804	5
13	113	Adrian Schimpf	ESP	CHA	5	AST Competition	ESP	EUR & ESP	2:06.305	13	2:06.472	7	2:06.550	6	2:06.682	12	2:06.734	11
14	82	Jacopo Guiseppe	ITA	CHA	6	ESSECORSE	ITA	EUR & ITA	2:06.447	13	2:06.669	9	2:06.751	10	2:06.873	11	2:07.138	4
15	9	Andreas Stucki	CHE			Stucki Motorsport	CHE	MID	2:06.690	13	2:06.843	7	2:06.866	12	2:07.291	9	2:08.098	4
16	60	Leonardo Arduini	ITA	CHA	7	MC Motortecnica	ITA	EUR & ITA	2:06.782	12	2:06.898	11	2:07.203	5	2:07.305	10	2:07.777	3
17	16	Lionel Viguier	FRA	RAC	2	T2CM	FRA	EUR & FRA	2:07.054	13	2:07.458	8	2:07.536	7	2:07.719	12	2:07.784	6
18	85	Benjamin Cauvas	FRA	RAC	3	GPA Racing	FRA	EUR	2:07.188	13	2:07.524	11	2:08.239	7	2:08.675	10	2:09.406	6
19	43	Damiano Puccetti	ITA	CHA	8	Rangoni Corse	ITA	EUR & MID	2:07.216	6	2:07.256	11	2:07.348	10	2:07.404	9	2:08.050	4
20	55	René Steemetz	NLD	RAC	4	AST Competition	ESP	EUR & MID	2:07.344	10	2:07.452	13	2:07.637	8	2:08.022	9	2:08.049	11
21	51	Henrik Seibel	DEU	CHA	9	Carpek Racing	CZE	MID	2:08.103	11	2:08.344	10	2:08.513	6	2:08.631	12	2:08.669	9
22	21	Stephan Polderman	NLD	RAC	5	AST Competition	ESP	EUR & MID	2:08.172	13	2:08.357	11	2:08.399	9	2:08.525	10	2:08.698	8
23	3	Daniel Nyffeler	CHE	CHA	10	Stucki Motorsport	CHE	MID	2:08.327	12	2:08.453	13	2:08.471	6	2:08.808	7	2:09.068	11
24	199	Alejandro Schimpf	ESP	CHA	11	AST Competition	ESP	EUR & ESP	2:08.409	3	2:10.873	11	2:13.548	12	2:16.492	7		
25	99	Guillaume Maio	FRA	CHA	12	GM Sport	FRA	EUR & MID	2:42.787	2								







**Hungaroring**  
**Clio Cup Series**  
**Collective Test 1**  
**Best 5 Top Speeds**

# CLIO CUP

## SERIES

Clas	N°	Driver	Nat	Cat	Cls	Team	Nat	Group	Top 1		Top 2		Top 3		Top 4		Top 5		Avg
									Km/h	Lap	Km/h	Lap	Km/h	Lap	Km/h	Lap	Km/h	Lap	
1	82	Jacopo Guisepe	ITA	CHA	1	ESSECORSE	ITA	EUR & ITA	186.2	13	183.3	12	183.0	3	183.0	8	182.7	11	183.6
2	1	Anthony Jurado	FRA			Milan Competition	FRA	EUR & MID	185.8	3	185.5	4	184.9	12	184.6	11	184.3	13	185.0
3	60	Leonardo Arduini	ITA	CHA	2	MC Motortecnica	ITA	EUR & ITA	185.5	10	183.6	7	183.6	8	183.3	3	182.4	6	183.7
4	55	René Steemetz	NLD	RAC	1	AST Competition	ESP	EUR & MID	185.2	11	184.9	8	183.6	13	183.3	5	183.3	9	184.1
5	199	Alejandro Schimpf	ESP	CHA	3	AST Competition	ESP	EUR & ESP	184.9	12	182.7	4	181.8	3	181.5	7	181.5	10	182.5
6	5	Nicolas Milan	FRA			Milan Competition	FRA	EUR & FRA	184.6	10	183.9	14	183.6	4	183.3	6	183.0	5	183.7
7	558	Pierre Bredeaux	FRA	CHA	4	Comte Racing Team	FRA	EUR	184.6	9	184.3	7	183.3	11	183.0	12	182.4	6	183.5
8	15	David Pouget	FRA			GPA Racing	FRA	EUR & FRA	183.9	3	183.9	11	183.6	5	183.0	12	182.7	8	183.4
9	101	Tomas Pekar	CZE			Carpek Racing	CZE	EUR & MID	183.9	8	183.0	6	182.1	3	182.1	4	182.1	7	182.6
10	125	Jerzy Spinkiewicz	POL			UNIQ Racing	POL	EUR & ITA	183.9	12	183.9	13	180.0	3	180.0	5	180.0	7	181.5
11	12	Gabriele Torelli	ITA			Rangoni Corse	ITA	EUR & MID	183.6	4	182.7	10	182.1	5	182.1	11	181.8	3	182.4
12	21	Stephan Polderman	NLD	RAC	2	AST Competition	ESP	EUR & MID	183.6	13	183.0	7	181.5	5	181.2	3	181.2	9	182.1
13	91	Luca Franca	ITA	RAC	3	MC Motortecnica	ITA	EUR & ITA	183.6	3	183.6	4	183.0	6	182.1	5	179.7	2	182.4
14	113	Adrian Schimpf	ESP	CHA	5	AST Competition	ESP	EUR & ESP	183.6	10	183.3	11	183.3	12	182.4	7	181.8	8	182.9
15	43	Damiano Puccetti	ITA	CHA	6	Rangoni Corse	ITA	EUR & MID	183.3	5	181.5	13	181.2	10	181.2	12	180.9	4	181.6
16	93	Lantos Szabolcs	CZE	CHA	7	Carpek Racing	CZE	MID	183.3	12	183.0	13	182.1	8	181.8	6	181.2	5	182.3
17	3	Daniel Nyffeler	CHE	CHA	8	Stucki Motorsport	CHE	MID	183.0	4	180.6	12	180.0	6	179.7	3	179.7	10	180.6
18	107	Cristian Ricciarini	ITA			ESSECORSE	ITA	EUR & ITA	183.0	4	182.7	3	181.2	2	180.9	13	180.6	8	181.7
19	211	Nikola Miljkovic	SRB	CHA	9	Tempo Racing Team	SRB	EUR & MID	183.0	12	182.1	6	181.8	10	181.5	9	181.5	13	182.0
20	85	Benjamin Cauvas	FRA	RAC	4	GPA Racing	FRA	EUR	182.1	13	180.6	11	180.3	12	179.7	4	179.7	7	180.4
21	16	Lionel Viguiet	FRA	RAC	5	T2CM	FRA	EUR & FRA	181.8	8	181.5	4	181.2	3	181.2	5	181.2	6	181.3
22	333	Gabor Tim	HUN	CHA	10	GM Sport	FRA	EUR & MID	181.8	4	180.9	3	180.6	6	180.3	5	180.0	13	180.7
23	9	Andreas Stucki	CHE			Stucki Motorsport	CHE	MID	181.5	6	181.5	13	180.9	9	180.6	12	180.3	8	180.9
24	51	Henrik Seibel	DEU	CHA	11	Carpek Racing	CZE	MID	180.0	11	179.7	12	179.4	4	179.4	5	179.4	13	179.5
25	99	Guillaume Maio	FRA	CHA	12	GM Sport	FRA	EUR & MID	173.9	2									173.9





Hungaroring  
Clio Cup Series  
Collective Test 1

# CLIO CUP

## SERIES

### Fastest Laps Sequence

Lap	Time of Day	Session Time	N° Driver	Nat	Cat	Team	Nat	Group	Time	Km/h
2	8:34:54.938	4:54.938	107 Cristian Ricciarini	ITA		ESSECORSE	ITA	EUR & ITA	2:08.704	122.5
2	8:34:55.940	4:55.940	12 Gabriele Torelli	ITA		Rangoni Corse	ITA	EUR & MID	2:07.660	123.5
3	8:37:00.951	7:00.951	211 Nikola Miljkovic	SRB	CHA	Tempo Racing Team	SRB	EUR & MID	2:06.882	124.3
3	8:37:01.607	7:01.607	107 Cristian Ricciarini	ITA		ESSECORSE	ITA	EUR & ITA	2:06.669	124.5
3	8:37:02.072	7:02.072	12 Gabriele Torelli	ITA		Rangoni Corse	ITA	EUR & MID	2:06.132	125.0
4	8:39:10.117	9:10.117	91 Luca Franca	ITA	RAC	MC Motortechnica	ITA	EUR & ITA	2:05.643	125.5
6	8:43:20.450	13:20.450	12 Gabriele Torelli	ITA		Rangoni Corse	ITA	EUR & MID	2:05.579	125.5
6	8:43:52.153	13:52.153	1 Anthony Jurado	FRA		Milan Competition	FRA	EUR & MID	2:05.301	125.8
7	8:45:25.658	15:25.658	12 Gabriele Torelli	ITA		Rangoni Corse	ITA	EUR & MID	2:05.208	125.9





**Hungaroring**  
**Clio Cup Series**  
**Collective Test 1**

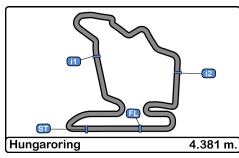
# CLIO CUP

## SERIES

**Event Best Maximum Speed**

N°	Driver	Nat	Cat	Clas	Team	Nat	Group	Km/h	Session
82	Jacopo Guiseppe	ITA	CHA	1	ESSECORSE	ITA	EUR & ITA	186.2	Collective Test 1
1	Anthony Jurado	FRA			Milan Competition	FRA	EUR & MID	185.8	Collective Test 1
60	Leonardo Arduini	ITA	CHA	2	MC Motortecnica	ITA	EUR & ITA	185.5	Collective Test 1
55	René Steemetz	NLD	RAC	1	AST Competition	ESP	EUR & MID	185.2	Collective Test 1
199	Alejandro Schimpf	ESP	CHA	3	AST Competition	ESP	EUR & ESP	184.9	Collective Test 1
558	Pierre Bredeaux	FRA	CHA	4	Comte Racing Team	FRA	EUR	184.6	Collective Test 1
5	Nicolas Milan	FRA			Milan Competition	FRA	EUR & FRA	184.6	Collective Test 1
15	David Pouget	FRA			GPA Racing	FRA	EUR & FRA	183.9	Collective Test 1
101	Tomas Pekar	CZE			Carpek Racing	CZE	EUR & MID	183.9	Collective Test 1
125	Jerzy Spinkiewicz	POL			UNIQ Racing	POL	EUR & ITA	183.9	Collective Test 1
12	Gabriele Torelli	ITA			Rangoni Corse	ITA	EUR & MID	183.6	Collective Test 1
91	Luca Franca	ITA	RAC	2	MC Motortecnica	ITA	EUR & ITA	183.6	Collective Test 1
113	Adrian Schimpf	ESP	CHA	5	AST Competition	ESP	EUR & ESP	183.6	Collective Test 1
21	Stephan Polderman	NLD	RAC	3	AST Competition	ESP	EUR & MID	183.6	Collective Test 1
43	Damiano Puccetti	ITA	CHA	6	Rangoni Corse	ITA	EUR & MID	183.3	Collective Test 1
93	Lantos Szabolcs	CZE	CHA	7	Carpek Racing	CZE	MID	183.3	Collective Test 1
107	Cristian Ricciarini	ITA			ESSECORSE	ITA	EUR & ITA	183.0	Collective Test 1
3	Daniel Nyffeler	CHE	CHA	8	Stucki Motorsport	CHE	MID	183.0	Collective Test 1
211	Nikola Miljkovic	SRB	CHA	9	Tempo Racing Team	SRB	EUR & MID	183.0	Collective Test 1
85	Benjamin Cauvas	FRA	RAC	4	GPA Racing	FRA	EUR	182.1	Collective Test 1
333	Gabor Tim	HUN	CHA	10	GM Sport	FRA	EUR & MID	181.8	Collective Test 1
16	Lionel Viguier	FRA	RAC	5	T2CM	FRA	EUR & FRA	181.8	Collective Test 1
9	Andreas Stucki	CHE			Stucki Motorsport	CHE	MID	181.5	Collective Test 1
51	Henrik Seibel	DEU	CHA	11	Carpek Racing	CZE	MID	180.0	Collective Test 1
99	Guillaume Maio	FRA	CHA	12	GM Sport	FRA	EUR & MID	173.9	Collective Test 1





**Hungaroring**  
**Clio Cup Series**  
**Collective Test 1**  
**Pit Stop Analysis**

# CLIO CUP

## SERIES

**9** Andreas Stucki MID  
 Stucki Motorsport

N°	In Day Time	In Time	Out Time	Pit Time	T. Pit Time	Handicap	Diff.
1	8:52:29.966	8:52:29.966	8:54:57.374	2:27.408	2:27.408		

**12** Gabriele Torelli EUR & MID  
 Rangoni Corse

N°	In Day Time	In Time	Out Time	Pit Time	T. Pit Time	Handicap	Diff.
1	8:47:32.062	8:47:32.062	8:49:46.098	2:14.036	2:14.036		

**15** David Pouget EUR & FRA  
 GPA Racing

N°	In Day Time	In Time	Out Time	Pit Time	T. Pit Time	Handicap	Diff.
1	8:50:23.228	8:50:23.228	8:52:16.884	1:53.656	1:53.656		

**16** Lionel Viguier EUR & FRA  
 RAC T2CM

N°	In Day Time	In Time	Out Time	Pit Time	T. Pit Time	Handicap	Diff.
1	8:52:43.540	8:52:43.540	8:54:52.538	2:08.998	2:08.998		

**21** Stephan Polderman EUR & MID  
 RAC AST Competition

N°	In Day Time	In Time	Out Time	Pit Time	T. Pit Time	Handicap	Diff.
1	8:42:00.465	8:42:00.465	8:43:27.045	1:26.580	1:26.580		

**55** René Steemetz EUR & MID  
 RAC AST Competition

N°	In Day Time	In Time	Out Time	Pit Time	T. Pit Time	Handicap	Diff.
1	8:41:58.790	8:41:58.790	8:43:25.884	1:27.094	1:27.094		

**60** Leonardo Arduini EUR & ITA  
 CHA MC Motortecnica

N°	In Day Time	In Time	Out Time	Pit Time	T. Pit Time	Handicap	Diff.
1	8:47:51.047	8:47:51.047	8:49:47.455	1:56.408	1:56.408		

**85** Benjamin Cauvas EUR  
 RAC GPA Racing

N°	In Day Time	In Time	Out Time	Pit Time	T. Pit Time	Handicap	Diff.
1	8:48:47.827	8:48:47.827	8:50:33.971	1:46.144	1:46.144		

**93** Lantos Szabolcs MID  
 CHA Carpek Racing

N°	In Day Time	In Time	Out Time	Pit Time	T. Pit Time	Handicap	Diff.
1	8:52:05.395	8:52:05.395	8:54:02.876	1:57.481	1:57.481		

**101** Tomas Pekar EUR & MID  
 Carpek Racing

N°	In Day Time	In Time	Out Time	Pit Time	T. Pit Time	Handicap	Diff.
1	8:51:52.784	8:51:52.784	8:54:02.314	2:09.530	2:09.530		

**107** Cristian Ricciarini EUR & ITA  
 ESSECORSE

N°	In Day Time	In Time	Out Time	Pit Time	T. Pit Time	Handicap	Diff.
1	8:39:13.955	8:39:13.955	8:40:42.230	1:28.275	1:28.275		
2	8:55:30.293	8:55:30.293	8:57:23.378	1:53.085	3:21.360		

**113** Adrian Schimpf EUR & ESP  
 CHA AST Competition

N°	In Day Time	In Time	Out Time	Pit Time	T. Pit Time	Handicap	Diff.
1	8:48:02.807	8:48:02.807	8:49:49.299	1:46.492	1:46.492		

**125** Jerzy Spinkiewicz EUR & ITA  
 UNIQ Racing

N°	In Day Time	In Time	Out Time	Pit Time	T. Pit Time	Handicap	Diff.
1	8:32:49.405	8:32:49.405	8:33:53.018	1:03.613	1:03.613		
2	8:53:10.607	8:53:10.607	8:54:04.094	53.487	1:57.100		

**199** Alejandro Schimpf EUR & ESP  
 CHA AST Competition

N°	In Day Time	In Time	Out Time	Pit Time	T. Pit Time	Handicap	Diff.
1	8:45:59.408	8:45:59.408	8:47:37.545	1:38.137	1:38.137		

**333** Gabor Tim EUR & MID  
 CHA GM Sport

N°	In Day Time	In Time	Out Time	Pit Time	T. Pit Time	Handicap	Diff.
1	8:43:37.892	8:43:37.892	8:45:09.023	1:31.131	1:31.131		

**558** Pierre Bredeaux EUR  
 CHA Comte Racing Team

N°	In Day Time	In Time	Out Time	Pit Time	T. Pit Time	Handicap	Diff.
1	8:45:39.476	8:45:39.476	8:47:35.247	1:55.771	1:55.771		



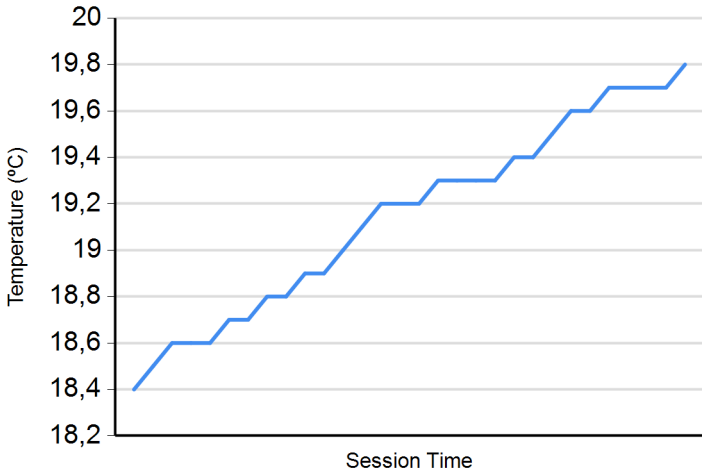


**Hungaroring**  
**Clio Cup Series**  
**Collective Test 1**  
**Weather Report**

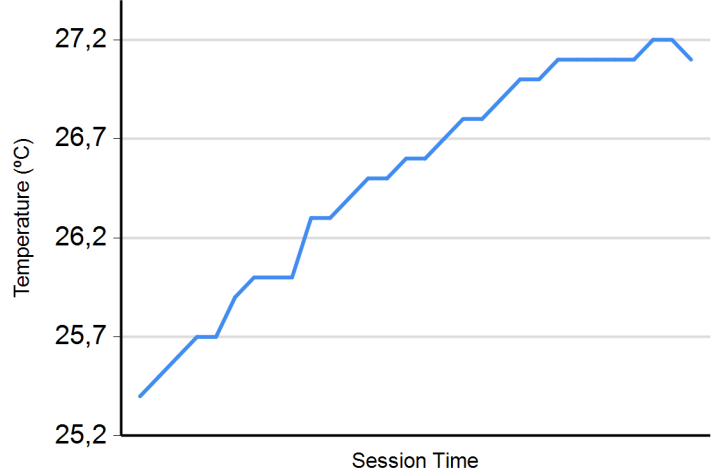
# CLIO CUP

## SERIES

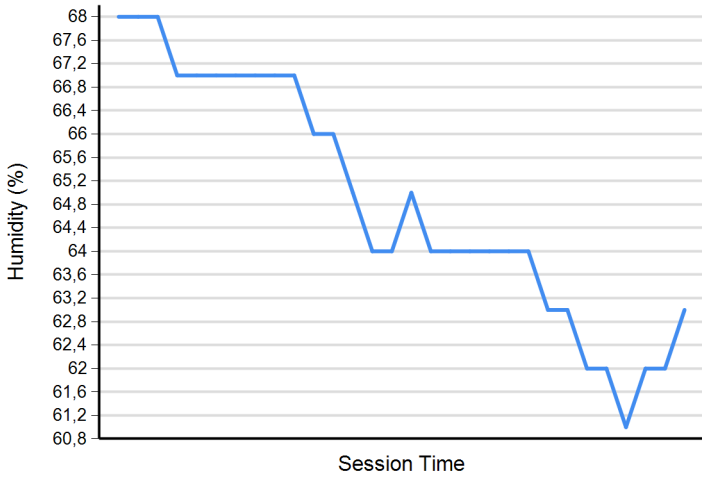
**Air Temperature**



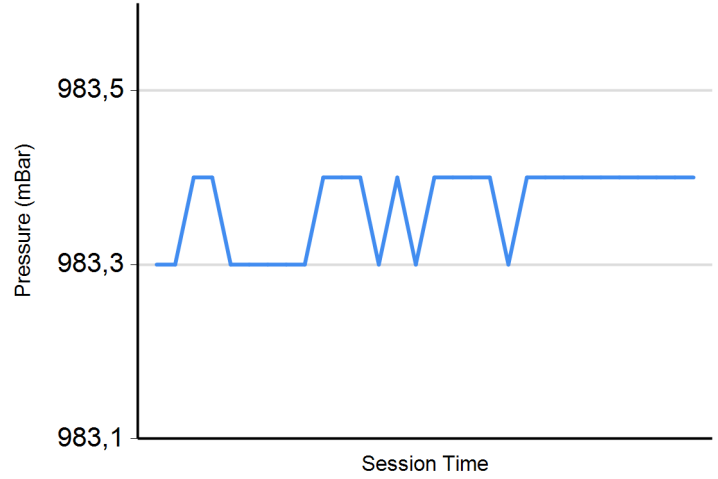
**Track Temperature**



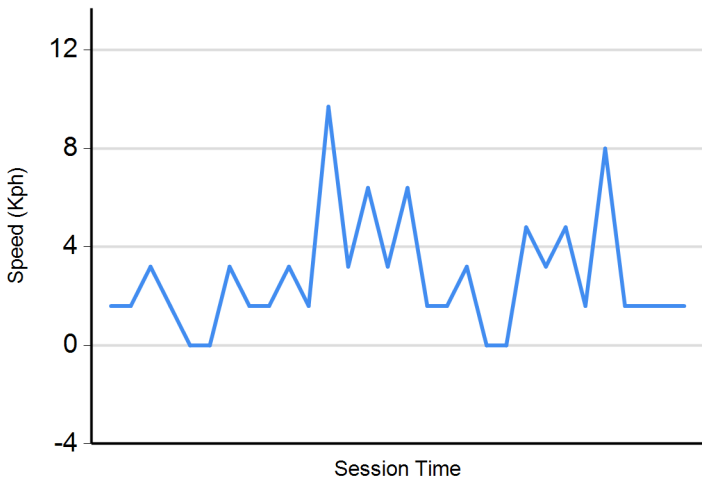
**Humidity**



**Pressure**



**Wind Speed**



**Wind direction**

North = 0°/360° Est = 90° South = 180° West = 270°

