

ACI Racing Weekend Monza, 8-9 Ottobre 2022

Clio Cup Series - Results Collective Test 1

Monza 5.793 m

1 / 2

No.	Driver	Nat	Group	Team	Car	Class	Time	Gap	Rel.	Laps
1	44 JELMINI Felice	ITA	ITA	PMA Motorsport	Renault Clio Cup		2'13.267			7
2	1 MILAN Nicolas	FRA	EU	Milan Competition	Renault Clio Cup		2'14.453	1.186	1.186	7
3	105 BRIGATTI Alessandro	ITA	EU	Progetto E20 Motorsport	Renault Clio Cup		2'14.514	1.247	0.061	8
4	2 GUILLOT Marc	FRA	EU/EE	Milan Competition	Renault Clio Cup		2'14.537	1.270	0.023	7
5	12 TORELLI Gabriele	ITA	ITA	Faro Racing	Renault Clio Cup		2'14.559	1.292	0.022	8
6	125 SPINKIEWICZ Jerzy	POL	EU	Uniq Racing	Renault Clio Cup	C	2'14.681	1.414	0.122	5
7	103 MEZZETTI William	ITA	EU/ITA	Progetto E20 Motorsport	Renault Clio Cup	C	2'14.705	1.438	0.024	8
8	50 PANTILA Juuso	FIN	EU/EE	Carpek Service	Renault Clio Cup	C	2'15.215	1.948	0.510	8
9	9 STUCKI Andreas	CHE	EE	Stucki Motorsport	Renault Clio Cup		2'15.256	1.989	0.041	8
10	211 MILJKOVIC Nikola	SRB	EU	Tempo Racing Team	Renault Clio Cup	C	2'15.418	2.151	0.162	8
11	107 RICCIARINI Cristian	ITA	EU/ITA	Essecorse	Renault Clio Cup	C	2'15.427	2.160	0.009	7
12	4 BAZIRET Julien	FRA		VicTeam	Renault Clio Cup	C	2'15.449	2.182	0.022	8
13	113 SCHIMPF Adrian	ESP		Cotauto Motorsport	Renault Clio Cup	C	2'15.534	2.267	0.085	7
14	101 PEKAR Tomas	CZE	EU/EE	Carpek Service	Renault Clio Cup		2'15.556	2.289	0.022	8
15	100 JUJIF Styve	FRA		GM Sport	Renault Clio Cup		2'15.796	2.529	0.240	7
16	118 CORDINI Andrea	ITA	ITA	Oregon Team	Renault Clio Cup	GD	2'15.953	2.686	0.157	8
17	99 MAIO Guillaume	FRA	EU	GM Sport	Renault Clio Cup	C	2'16.150	2.883	0.197	4
18	53 DUE	ITA	ITA	Oregon Team	Renault Clio Cup	GD	2'16.197	2.930	0.047	8
19	58 LIN Chen Han	TWN	EU/EE	Uniq Racing	Renault Clio Cup	C	2'16.235	2.968	0.038	5
20	116 TREBBI Giacomo	ITA	ITA	MC Motoristica	Renault Clio Cup	C	2'16.302	3.035	0.067	8
21	15 POUGET David	FRA	EU	GPA Racing	Renault Clio Cup		2'16.345	3.078	0.043	7
22	6 PAPI Cosimo	ITA	ITA	Sc. Costa Ovest	Renault Clio Cup	C	2'16.420	3.153	0.075	7
23	51 SEIBEL Henrik	DEU	EE	Carpek Service	Renault Clio Cup	C	2'16.441	3.174	0.021	8
24	84 LANCELLOTTI Mattia	ITA	ITA	Faro Racing	Renault Clio Cup	C	2'16.537	3.270	0.096	6
25	5 JURADO Anthony	FRA	EU/EE	Milan Competition	Renault Clio Cup		2'16.587	3.320	0.050	7
26	191 FRANCA Luca	ITA		MC Motoristica	Renault Clio Cup		2'16.609	3.342	0.022	7
27	38 ALCIDI Alessio	ITA	EU/ITA	Tuder Motorsport	Renault Clio Cup	C	2'16.670	3.403	0.061	8
28	69 STEFANA Quinto	ITA	EU/ITA	Milan Competition	Renault Clio Cup	GD	2'17.211	3.944	0.541	7
29	162 SCHIMPF Alejandro	ESP		Cotauto Motorsport	Renault Clio Cup	C	2'17.328	4.061	0.117	7
30	73 CUTINI Sandro	ITA	ITA	Proteam Race	Renault Clio Cup	C	2'17.402	4.135	0.074	8
31	92 LANCELLOTTI Alex	ITA	ITA	Faro Racing	Renault Clio Cup	GD	2'17.609	4.342	0.207	8
32	88 HORN	FRA	EU	GPA Racing	Renault Clio Cup	GD	2'17.784	4.517	0.175	7
33	177 BLUMETTI Pietro	ITA	ITA	PMA Motorsport	Renault Clio Cup	GD	2'17.829	4.562	0.045	7
34	82 CIMENES Jacopo Giuseppe	ITA	EU/ITA	Essecorse	Renault Clio Cup	C	2'17.936	4.669	0.107	7
35	55 STEENMETZ René	NED	EU/EE	Chefo Sport	Renault Clio Cup	GD	2'18.299	5.032	0.363	7
36	155 COLDANI Gianalberto	ITA	ITA	MC Motoristica	Renault Clio Cup	C	2'18.526	5.259	0.227	7
37	21 POLDERMAN Stephan	NED	EU/EE	Chefo Sport	Renault Clio Cup	GD	2'19.185	5.918	0.659	7
38	10 SILVESTRINI Antonio Benedetto	ITA		Progetto E20 Motorsport	Renault Clio Cup		2'19.242	5.975	0.057	7
39	27 ZADOTTI Vittorio	ITA	ITA	Sc. Costa Ovest	Renault Clio Cup	GD	2'19.914	6.647	0.672	7
40	33 FAYE Michel	FRA	EU	GM Sport	Renault Clio Cup	GD	2'20.460	7.193	0.546	7
41	17 PASQUALI Daniele	ITA	EU/ITA	Tuder Motorsport	Renault Clio Cup	GD	2'24.170	10.903	3.710	7
42	223 SOUBEK Sandro	AUT	ITA	Mair Racing Osttirol	Renault Clio Cup		2'27.405	14.138	3.235	7
43	333 CORDARA Stefano	ITA		Press League by Oregon Team	Renault Clio Cup					0
44	43 PUCCETTI Damiano	ITA	ITA	PMA Motorsport	Renault Clio Cup	C				0

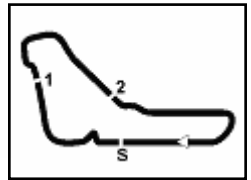
Humidity:	94%	AIR	12°C
Condition:	DRY	Track	13°C

Clerk of the Course : Renato Schmidt

Race Director : Daniele Galbiati

	Start	End
07/10/2022	08:29	09:02





ACI Racing Weekend Monza, 8-9 Ottobre 2022

Clio Cup Series - Results Collective Test 1

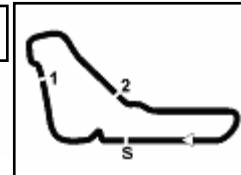
Penalty and Infringement

08.51	223	S. SOUBEK	Time Deleted (2'20.308) - Exceeded Track Limits - Turn 5
08.58	101	T. PEKAR	Time Deleted (2'19.560) - Exceeded Track Limits - Turn 5
08.59	223	S. SOUBEK	Time Deleted (2'17.000) - Exceeded Track Limits - Turn 5
09.00	12	G. TORELLI	Time Deleted (2'13.180) - Exceeded Track Limits - Turn 5
09.01	44	F. JELMINI	Time Deleted (4'26.428) - Exceeded Track Limits - Turn 5
09.01	5	A. JURADO	Time Deleted (2'13.846) - Exceeded Track Limits - Turn 5
09.01	118	A. CORDINI	Time Deleted (2'16.602) - Exceeded Track Limits - Turn 5

Fastest Laps Sequence

No.	Group	Nat	Team	Car	Local Time	Time	Gap	Avg
101	T. PEKAR	CZE	Carpek Service	Renault Clio Cup	08:35'27.341	2'20.044		148,916
44	F. JELMINI	ITA	PMA Motorsport	Renault Clio Cup	08:35'29.200	2'18.181	-1.863	150,924
101	T. PEKAR	CZE	Carpek Service	Renault Clio Cup	08:50'57.116	2'16.791	-1.390	152,457
50	J. PANTTILA	FIN	Carpek Service	Renault Clio Cup	08:51'05.073	2'16.784	-0.007	152,465
44	F. JELMINI	ITA	PMA Motorsport	Renault Clio Cup	08:51'07.089	2'13.577	-3.207	156,126
44	F. JELMINI	ITA	PMA Motorsport	Renault Clio Cup	08:53'20.356	2'13.267	-0.310	156,489





ACI Racing Weekend Monza, 8-9 Ottobre 2022

Clio Cup Series - Best Sectors & Speed Collective Test 1

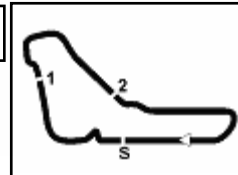
BEST LAP

1	44 JELMINI Felice	Renault Clio Cup	2'13.267
2	1 MILAN Nicolas	Renault Clio Cup	2'14.453
3	105 BRIGATTI Alessandro	Renault Clio Cup	2'14.514
4	2 GUILLOT Marc	Renault Clio Cup	2'14.537
5	12 TORELLI Gabriele	Renault Clio Cup	2'14.559
6	125 SPINKIEWICZ Jerzy	Renault Clio Cup	2'14.681
7	103 MEZZETTI William	Renault Clio Cup	2'14.705
8	50 PANTTILA Juuso	Renault Clio Cup	2'15.215
9	9 STUCKI Andreas	Renault Clio Cup	2'15.256
10	211 MILJKOVIC Nikola	Renault Clio Cup	2'15.418
11	107 RICCIARINI Cristian	Renault Clio Cup	2'15.427
12	4 BAZIRET Julien	Renault Clio Cup	2'15.449
13	113 SCHIMPF Adrian	Renault Clio Cup	2'15.534
14	101 PEKAR Tomas	Renault Clio Cup	2'15.556
15	100 JUIF Styve	Renault Clio Cup	2'15.796
16	118 CORDINI Andrea	Renault Clio Cup	2'15.953
17	99 MAIO Guillaume	Renault Clio Cup	2'16.150
18	53 DUE	Renault Clio Cup	2'16.197
19	58 LIN Chen Han	Renault Clio Cup	2'16.235
20	116 TREBBI Giacomo	Renault Clio Cup	2'16.302
21	15 POUGET David	Renault Clio Cup	2'16.345
22	6 PAPI Cosimo	Renault Clio Cup	2'16.420
23	51 SEIBEL Henrik	Renault Clio Cup	2'16.441
24	84 LANCELLOTTI Mattia	Renault Clio Cup	2'16.537
25	5 JURADO Anthony	Renault Clio Cup	2'16.587
26	191 FRANCA Luca	Renault Clio Cup	2'16.609
27	38 ALCIDI Alessio	Renault Clio Cup	2'16.670
28	69 STEFANA Quinto	Renault Clio Cup	2'17.211
29	162 SCHIMPF Alejandro	Renault Clio Cup	2'17.328
30	73 CUTINI Sandro	Renault Clio Cup	2'17.402
31	92 LANCELLOTTI Alex	Renault Clio Cup	2'17.609
32	88 HORN	Renault Clio Cup	2'17.784
33	177 BLUMETTI Pietro	Renault Clio Cup	2'17.829
34	82 CIMENES Jacopo Giuseppe	Renault Clio Cup	2'17.936
35	55 STEENMETZ René	Renault Clio Cup	2'18.299
36	155 COLDANI Gianalberto	Renault Clio Cup	2'18.526
37	21 POLDERMAN Stephan	Renault Clio Cup	2'19.185
38	10 SILVESTRINI Antonio Benedetto	Renault Clio Cup	2'19.242
39	27 ZADOTTI Vittorio	Renault Clio Cup	2'19.914
40	33 FAYE Michel	Renault Clio Cup	2'20.460
41	17 PASQUALI Daniele	Renault Clio Cup	2'24.170
42	223 SOUBEK Sandro	Renault Clio Cup	2'27.405
43	43 PUCCHETTI Damiano	Renault Clio Cup	
44	333 CORDARA Stefano	Renault Clio Cup	

SPEED

1	2 GUILLOT Marc	Renault Clio Cup	217,3
2	51 SEIBEL Henrik	Renault Clio Cup	216,9
3	105 BRIGATTI Alessandro	Renault Clio Cup	215,6
4	113 SCHIMPF Adrian	Renault Clio Cup	215,1
5	103 MEZZETTI William	Renault Clio Cup	215,1
6	211 MILJKOVIC Nikola	Renault Clio Cup	213,9
7	15 POUGET David	Renault Clio Cup	213,4
8	1 MILAN Nicolas	Renault Clio Cup	213,0
9	5 JURADO Anthony	Renault Clio Cup	212,6
10	44 JELMINI Felice	Renault Clio Cup	212,2
11	101 PEKAR Tomas	Renault Clio Cup	211,8
12	9 STUCKI Andreas	Renault Clio Cup	211,8
13	100 JUIF Styve	Renault Clio Cup	209,7
14	84 LANCELLOTTI Mattia	Renault Clio Cup	209,7
15	6 PAPI Cosimo	Renault Clio Cup	208,9
16	12 TORELLI Gabriele	Renault Clio Cup	208,5
17	191 FRANCA Luca	Renault Clio Cup	208,5
18	155 COLDANI Gianalberto	Renault Clio Cup	208,5
19	125 SPINKIEWICZ Jerzy	Renault Clio Cup	208,5
20	88 HORN	Renault Clio Cup	208,1
21	58 LIN Chen Han	Renault Clio Cup	208,1
22	69 STEFANA Quinto	Renault Clio Cup	207,7
23	4 BAZIRET Julien	Renault Clio Cup	207,7
24	50 PANTTILA Juuso	Renault Clio Cup	207,3
25	177 BLUMETTI Pietro	Renault Clio Cup	207,3
26	107 RICCIARINI Cristian	Renault Clio Cup	207,3
27	118 CORDINI Andrea	Renault Clio Cup	206,5
28	92 LANCELLOTTI Alex	Renault Clio Cup	206,5
29	38 ALCIDI Alessio	Renault Clio Cup	206,1
30	223 SOUBEK Sandro	Renault Clio Cup	205,3
31	73 CUTINI Sandro	Renault Clio Cup	204,5
32	116 TREBBI Giacomo	Renault Clio Cup	204,5
33	162 SCHIMPF Alejandro	Renault Clio Cup	203,8
34	27 ZADOTTI Vittorio	Renault Clio Cup	203,4
35	53 DUE	Renault Clio Cup	203,0
36	21 POLDERMAN Stephan	Renault Clio Cup	202,6
37	99 MAIO Guillaume	Renault Clio Cup	201,5
38	17 PASQUALI Daniele	Renault Clio Cup	200,4
39	55 STEENMETZ René	Renault Clio Cup	198,2
40	33 FAYE Michel	Renault Clio Cup	196,7
41	82 CIMENES Jacopo Giuseppe	Renault Clio Cup	196,0
42	10 SILVESTRINI Antonio Benedetto	Renault Clio Cup	186,2
43	333 CORDARA Stefano	Renault Clio Cup	162,7
44	43 PUCCHETTI Damiano	Renault Clio Cup	97,2



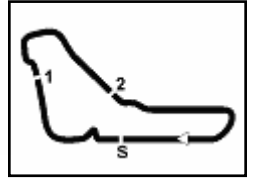


ACI Racing Weekend Monza, 8-9 Ottobre 2022

Clio Cup Series - Best Sectors & Speed Collective Test 1

SEG. 1			SEG. 2			SEG. 3			SEG. 4						
1	113	SCHIMPF Adrian	12.843	1	211	MILJKOVIC Nikola	29.166	1	44	JELMINI Felice	44.640	1	44	JELMINI Felice	45.563
2	15	POUGET David	12.847	2	15	POUGET David	29.650	2	5	JURADO Anthony	44.823	2	12	TORELLI Gabriele	45.846
3	107	RICCIARINI Cristian	12.892	3	9	STUCKI Andreas	29.778	3	4	BAZIRET Julien	44.977	3	1	MILAN Nicolas	45.913
4	100	JUIF Styve	12.918	4	44	JELMINI Felice	29.853	4	125	SPINKIEWICZ Jerzy	45.088	4	125	SPINKIEWICZ Jerzy	45.995
5	103	MEZZETTI William	12.925	5	2	GUILLOT Marc	29.880	5	12	TORELLI Gabriele	45.172	5	50	PANTTILA Juuso	46.120
6	51	SEIBEL Henrik	12.929	6	107	RICCIARINI Cristian	29.935	6	105	BRIGATTI Alessandro	45.262	6	211	MILJKOVIC Nikola	46.123
7	99	MAIO Guillaume	12.935	7	105	BRIGATTI Alessandro	29.961	7	2	GUILLOT Marc	45.390	7	2	GUILLOT Marc	46.203
8	211	MILJKOVIC Nikola	12.946	8	1	MILAN Nicolas	29.966	8	50	PANTTILA Juuso	45.412	8	105	BRIGATTI Alessandro	46.229
9	105	BRIGATTI Alessandro	12.964	9	5	JURADO Anthony	30.002	9	103	MEZZETTI William	45.413	9	103	MEZZETTI William	46.288
10	1	MILAN Nicolas	12.967	10	100	JUIF Styve	30.044	10	15	POUGET David	45.539	10	101	PEKAR Tomas	46.340
11	12	TORELLI Gabriele	12.994	11	12	TORELLI Gabriele	30.052	11	1	MILAN Nicolas	45.560	11	113	SCHIMPF Adrian	46.378
12	162	SCHIMPF Alejandro	12.998	12	101	PEKAR Tomas	30.052	12	113	SCHIMPF Adrian	45.566	12	5	JURADO Anthony	46.404
13	84	LANCELOTTI Mattia	13.047	13	162	SCHIMPF Alejandro	30.071	13	100	JUIF Styve	45.582	13	6	PAPI Cosimo	46.520
14	44	JELMINI Felice	13.064	14	103	MEZZETTI William	30.079	14	116	TREBBI Giacomo	45.600	14	107	RICCIARINI Cristian	46.542
15	2	GUILLOT Marc	13.064	15	118	CORDINI Andrea	30.091	15	211	MILJKOVIC Nikola	45.608	15	118	CORDINI Andrea	46.553
16	53	DUE	13.072	16	113	SCHIMPF Adrian	30.115	16	9	STUCKI Andreas	45.608	16	51	SEIBEL Henrik	46.580
17	5	JURADO Anthony	13.089	17	50	PANTTILA Juuso	30.175	17	101	PEKAR Tomas	45.669	17	53	DUE	46.594
18	50	PANTTILA Juuso	13.097	18	84	LANCELOTTI Mattia	30.178	18	99	MAIO Guillaume	45.672	18	9	STUCKI Andreas	46.628
19	21	POLDERMAN Stephan	13.126	19	191	FRANCA Luca	30.194	19	107	RICCIARINI Cristian	45.769	19	58	LIN Chen Han	46.645
20	4	BAZIRET Julien	13.140	20	92	LANCELOTTI Alex	30.197	20	58	LIN Chen Han	45.822	20	116	TREBBI Giacomo	46.704
21	118	CORDINI Andrea	13.152	21	125	SPINKIEWICZ Jerzy	30.219	21	53	DUE	45.844	21	84	LANCELOTTI Mattia	46.773
22	116	TREBBI Giacomo	13.155	22	4	BAZIRET Julien	30.222	22	118	CORDINI Andrea	45.877	22	100	JUIF Styve	46.775
23	191	FRANCA Luca	13.171	23	69	STEFANA Quinto	30.334	23	51	SEIBEL Henrik	45.895	23	38	ALCIDI Alessio	46.781
24	177	BLUMETTI Pietro	13.173	24	73	CUTINI Sandro	30.355	24	92	LANCELOTTI Alex	46.043	24	99	MAIO Guillaume	46.799
25	73	CUTINI Sandro	13.187	25	51	SEIBEL Henrik	30.414	25	38	ALCIDI Alessio	46.101	25	15	POUGET David	46.832
26	88	HORN	13.198	26	99	MAIO Guillaume	30.437	26	191	FRANCA Luca	46.149	26	92	LANCELOTTI Alex	46.951
27	101	PEKAR Tomas	13.203	27	88	HORN	30.455	27	69	STEFANA Quinto	46.194	27	191	FRANCA Luca	46.962
28	6	PAPI Cosimo	13.227	28	177	BLUMETTI Pietro	30.462	28	6	PAPI Cosimo	46.203	28	162	SCHIMPF Alejandro	47.072
29	10	SILVESTRINI Antonio Ben	13.229	29	38	ALCIDI Alessio	30.464	29	162	SCHIMPF Alejandro	46.266	29	4	BAZIRET Julien	47.074
30	155	COLDANI Gianalberto	13.232	30	58	LIN Chen Han	30.466	30	82	CIMENES Jacopo Giusepp	46.277	30	55	STEENMETZ René	47.201
31	92	LANCELOTTI Alex	13.232	31	6	PAPI Cosimo	30.470	31	84	LANCELOTTI Mattia	46.371	31	21	POLDERMAN Stephan	47.255
32	9	STUCKI Andreas	13.239	32	53	DUE	30.486	32	73	CUTINI Sandro	46.467	32	73	CUTINI Sandro	47.296
33	27	ZADOTTI Vittorio	13.239	33	223	SOUBEK Sandro	30.553	33	88	HORN	46.534	33	69	STEFANA Quinto	47.306
34	223	SOUBEK Sandro	13.272	34	116	TREBBI Giacomo	30.584	34	155	COLDANI Gianalberto	46.621	34	27	ZADOTTI Vittorio	47.409
35	69	STEFANA Quinto	13.298	35	82	CIMENES Jacopo Giusepp	30.612	35	177	BLUMETTI Pietro	46.660	35	88	HORN	47.466
36	58	LIN Chen Han	13.302	36	27	ZADOTTI Vittorio	30.660	36	27	ZADOTTI Vittorio	46.853	36	177	BLUMETTI Pietro	47.534
37	55	STEENMETZ René	13.312	37	155	COLDANI Gianalberto	30.816	37	55	STEENMETZ René	46.854	37	10	SILVESTRINI Antonio Ben	47.594
38	33	FAYE Michel	13.317	38	55	STEENMETZ René	30.903	38	21	POLDERMAN Stephan	47.092	38	82	CIMENES Jacopo Giusepp	47.630
39	38	ALCIDI Alessio	13.324	39	17	PASQUALI Daniele	31.038	39	223	SOUBEK Sandro	47.340	39	155	COLDANI Gianalberto	47.857
40	82	CIMENES Jacopo Giusepp	13.344	40	10	SILVESTRINI Antonio Ben	31.044	40	10	SILVESTRINI Antonio Ben	47.375	40	223	SOUBEK Sandro	48.084
41	125	SPINKIEWICZ Jerzy	13.379	41	33	FAYE Michel	31.101	41	33	FAYE Michel	47.535	41	33	FAYE Michel	48.483
42	17	PASQUALI Daniele	13.541	42	21	POLDERMAN Stephan	31.285	42	17	PASQUALI Daniele	49.733	42	17	PASQUALI Daniele	48.626
43	333	CORDARA Stefano	14.005	43	333	CORDARA Stefano	31.962	43	333	CORDARA Stefano	50.379	43	333	CORDARA Stefano	54.272
				44	43	PUC CETTI Damiano	1'41.372	44	43	PUC CETTI Damiano	1'50.522				





ACI Racing Weekend Monza, 8-9 Ottobre 2022

Clio Cup Series - Ideal Time Collective Test 1

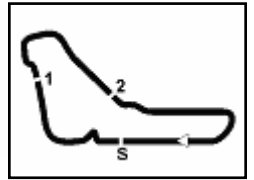
Monza 5.793 m

1 / 2

No.	Driver	Car	Seg. 1	Seg. 2	Seg. 3	Seg. 4	Ideal Time		
			Diff. 1	Diff. 2	Diff. 3	Diff. 4	Best Lap	Pos.	Diff.
1	44 JELMINI F. (ITA)	Renault Clio Cup	13.064	29.853 +0.147	44.640	45.563	2'13.120 2'13.267	1	0.147
2	211 MILJKOVIC N. (SRB)	Renault Clio Cup	12.946 +0.268	29.166 +0.576	45.608 +0.731	46.123	2'13.843 2'15.418	10	1.575
3	12 TORELLI G. (ITA)	Renault Clio Cup	12.994 +0.398	30.052	45.172	45.846 +0.097	2'14.064 2'14.559	5	0.495
4	5 JURADO A. (FRA)	Renault Clio Cup	13.089 +1.486	30.002 +0.392	44.823 +0.391	46.404	2'14.318 2'16.587	25	2.269
5	1 MILAN N. (FRA)	Renault Clio Cup	12.967	29.966 +0.047	45.560	45.913	2'14.406 2'14.453	2	0.047
6	105 BRIGATTI A. (ITA)	Renault Clio Cup	12.964	29.961 +0.098	45.262	46.229	2'14.416 2'14.514	3	0.098
7	2 GUILLOT M. (FRA)	Renault Clio Cup	13.064	29.880	45.390	46.203	2'14.537 2'14.537	4	
8	125 SPINKIEWICZ J. (POL)	Renault Clio Cup	13.379	30.219	45.088	45.995	2'14.681 2'14.681	6	
9	103 MEZZETTI W. (ITA)	Renault Clio Cup	12.925	30.079	45.413	46.288	2'14.705 2'14.705	7	
10	50 PANTILA J. (FIN)	Renault Clio Cup	13.097	30.175 +0.411	45.412	46.120	2'14.804 2'15.215	8	0.411
11	15 POUGET D. (FRA)	Renault Clio Cup	12.847 +0.213	29.650 +0.043	45.539 +0.927	46.832 +0.294	2'14.868 2'16.345	21	1.477
12	113 SCHIMPF A. (ESP)	Renault Clio Cup	12.843	30.115 +0.632	45.566	46.378	2'14.902 2'15.534	13	0.632
13	107 RICCIARINI C. (ITA)	Renault Clio Cup	12.892	29.935	45.769 +0.289	46.542	2'15.138 2'15.427	11	0.289
14	9 STUCKI A. (CHE)	Renault Clio Cup	13.239 +0.003	29.778	45.608	46.628	2'15.253 2'15.256	9	0.003
15	101 PEKAR T. (CZE)	Renault Clio Cup	13.203 +0.292	30.052	45.669	46.340	2'15.264 2'15.556	14	0.292
16	100 JUIF S. (FRA)	Renault Clio Cup	12.918 +0.353	30.044	45.582	46.775 +0.124	2'15.319 2'15.796	15	0.477
17	4 BAZIRET J. (FRA)	Renault Clio Cup	13.140	30.222	44.977	47.074 +0.036	2'15.413 2'15.449	12	0.036
18	118 CORDINI A. (ITA)	Renault Clio Cup	13.152 +0.280	30.091	45.877	46.553	2'15.673 2'15.953	16	0.280
19	51 SEIBEL H. (DEU)	Renault Clio Cup	12.929 +0.390	30.414	45.895 +0.064	46.580 +0.169	2'15.818 2'16.441	23	0.623
20	99 MAIO G. (FRA)	Renault Clio Cup	12.935 +0.093	30.437 +0.214	45.672	46.799	2'15.843 2'16.150	17	0.307
21	53 DUE (ITA)	Renault Clio Cup	13.072 +0.176	30.486 +0.025	45.844	46.594	2'15.996 2'16.197	18	0.201
22	116 TREBBI G. (ITA)	Renault Clio Cup	13.155 +0.259	30.584	45.600	46.704	2'16.043 2'16.302	20	0.259
23	58 LIN C. (TWN)	Renault Clio Cup	13.302	30.466	45.822	46.645	2'16.235 2'16.235	19	
24	84 LANCELLOTTI M. (ITA)	Renault Clio Cup	13.047 +0.168	30.178	46.371	46.773	2'16.369 2'16.537	24	0.168
25	162 SCHIMPF A. (ESP)	Renault Clio Cup	12.998 +0.164	30.071 +0.757	46.266	47.072	2'16.407 2'17.328	29	0.921
26	6 PAPI C. (ITA)	Renault Clio Cup	13.227	30.470	46.203	46.520	2'16.420 2'16.420	22	
27	92 LANCELLOTTI A. (ITA)	Renault Clio Cup	13.232 +0.390	30.197 +0.192	46.043 +0.604	46.951	2'16.423 2'17.609	31	1.186
28	191 FRANCA L. (ITA)	Renault Clio Cup	13.171 +0.133	30.194	46.149	46.962	2'16.476 2'16.609	26	0.133
29	38 ALCIDI A. (ITA)	Renault Clio Cup	13.324	30.464	46.101	46.781	2'16.670 2'16.670	27	
30	69 STEFANA Q. (ITA)	Renault Clio Cup	13.298 +0.079	30.334	46.194	47.306	2'17.132 2'17.211	28	0.079
31	73 CUTINI S. (ITA)	Renault Clio Cup	13.187 +0.039	30.355 +0.058	46.467	47.296	2'17.305 2'17.402	30	0.097
32	88 HORN (FRA)	Renault Clio Cup	13.198	30.455 +0.131	46.534	47.466	2'17.653 2'17.784	32	0.131
33	177 BLUMETTI P. (ITA)	Renault Clio Cup	13.173	30.462	46.660	47.534	2'17.829 2'17.829	33	

07/10/2022





ACI Racing Weekend Monza, 8-9 Ottobre 2022

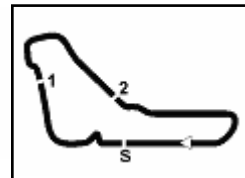
Clio Cup Series - Ideal Time Collective Test 1

Monza 5.793 m

2 / 2

No. Driver	Car	Seg. 1	Seg. 2	Seg. 3	Seg. 4	Ideal Time		
		Diff. 1	Diff. 2	Diff. 3	Diff. 4	Best Lap	Pos.	Diff.
34 82 CIMENES J. (ITA)	Renault Clio Cup	13.344 +0.049	30.612 +0.024	46.277	47.630	2'17.863 2'17.936	34	0.073
35 27 ZADOTTI V. (ITA)	Renault Clio Cup	13.239 +0.045	30.660 +1.708	46.853	47.409	2'18.161 2'19.914	39	1.753
36 55 STEENMETZ R. (NED)	Renault Clio Cup	13.312 +0.029	30.903	46.854	47.201	2'18.270 2'18.299	35	0.029
37 155 COLDANI G. (ITA)	Renault Clio Cup	13.232	30.816	46.621	47.857	2'18.526 2'18.526	36	
38 21 POLDERMAN S. (NED)	Renault Clio Cup	13.126 +0.056	31.285 +0.371	47.092	47.255	2'18.758 2'19.185	37	0.427
39 10 SILVESTRINI A. (ITA)	Renault Clio Cup	13.229	31.044	47.375	47.594	2'19.242 2'19.242	38	
40 223 SOUBEK S. (AUT)	Renault Clio Cup	13.272 +0.523	30.553 +1.016	47.340 +1.531	48.084 +5.086	2'19.249 2'27.405	42	8.156
41 33 FAYE M. (FRA)	Renault Clio Cup	13.317 +0.024	31.101	47.535	48.483	2'20.436 2'20.460	40	0.024
42 17 PASQUALI D. (ITA)	Renault Clio Cup	13.541	31.038 +0.728	49.733 +0.504	48.626	2'22.938 2'24.170	41	1.232
43 PUCCETTI D. (ITA)	Renault Clio Cup							
333 CORDARA S. (ITA)	Renault Clio Cup							
Overall Ideal Time		12.843	29.166	44.640	45.563	2'12.212		





ACI Racing Weekend Monza, 8-9 Ottobre 2022 Clio Cup Series - Chronological Analysis Collective Test 1

Monza 5.793 m

1 / 4

1 N. MILAN (2'14.453)

Lap	Seg.1	Seg.2	Seg.3	Seg.4	Lap Time	km/h	Local Time
1		45.117	55.621	51.823	122,9	8:33'54.659	
2	13.444	32.017	48.666	51.679	2'25.806	207,7	8:36'20.465
3	13.212	42.784	1'07.452	1'25.740	3'29.188CP	210,9	8:39'49.653
4	7'40.727	33.038	48.427	46.759	9'48.951P	145,4	8:49'38.604
5	13.093	30.319	48.361	47.197	2'18.970	213,0	8:51'57.574
6	13.249	29.966	46.476	1'06.898	2'36.589	212,2	8:54'34.163
7	33.114	55.722	1'18.530	47.183	3'34.549	74,8	8:58'08.712
8	12.967	30.013	45.560	45.913	2'14.453	201,5	9:00'23.165

5	13.396	34.632	48.022	48.620	2'24.670	206,1	8:51'15.642
6	13.239	30.563	45.866	47.088	2'16.756	209,3	8:53'32.398
7	17.647	51.431	1'21.814	1'21.156	3'52.048	73,4	8:57'24.446
8	13.596	30.011	45.913	46.700	2'16.220	208,5	8:59'40.666
9	13.242	29.778	45.608	46.628	2'15.256	211,8	9:01'55.922

10 A. SILVESTRINI (2'19.242)

Lap	Seg.1	Seg.2	Seg.3	Seg.4	Lap Time	km/h	Local Time
1		38.791	57.974	57.958	111,6	8:33'32.964	
2	15.291	34.435	1'09.852	55.130	2'54.708	146,1	8:36'27.672
3	16.659	45.815	1'09.716	1'39.278	3'51.468CP	123,0	8:40'19.140
4	6'38.389	33.141	50.903	49.562	8'51.995P	135,3	8:49'11.135
5	13.459	31.223	48.744	48.867	2'22.293	175,6	8:51'33.428
6	13.334	31.544	49.711	59.808	2'34.397	173,4	8:54'07.825
7	32.504	53.401	1'21.253	56.773	3'43.931	82,0	8:57'51.756
8	13.229	31.044	47.375	47.594	2'19.242	186,2	9:00'10.998

2 M. GUILLOT (2'14.537)

Lap	Seg.1	Seg.2	Seg.3	Seg.4	Lap Time	km/h	Local Time
1		45.585	55.201	52.266	128,6	8:33'58.151	
2	13.612	31.421	48.580	51.595	2'25.208	165,4	8:36'23.359
3	14.092	46.528	1'09.666	1'32.250	3'42.536CP	138,8	8:40'05.895
4	7'26.379	33.752	46.912	47.373	9'34.416P	147,7	8:49'40.311
5	13.241	30.343	45.863	46.783	2'16.230	193,5	8:51'56.541
6	13.414	30.240	46.624	1'06.698	2'36.976	207,3	8:54'33.517
7	33.120	55.778	1'18.519	47.551	3'34.968	75,6	8:58'08.485
8	13.064	29.880	45.390	46.203	2'14.537	217,3	9:00'23.022

12 G. TORELLI (2'14.559)

Lap	Seg.1	Seg.2	Seg.3	Seg.4	Lap Time	km/h	Local Time
1		40.522	59.413	50.809	90,2	8:33'17.078	
2	13.517	31.040	47.297	47.314	2'19.168	196,0	8:35'36.246
3	13.279	30.371	53.763	1'31.256	3'08.669CP	208,5	8:38'44.915
4	8'01.891	33.003	49.554	47.373	10'11.821P	156,7	8:48'56.736
5	13.311	30.319	46.094	46.699	2'16.423	207,7	8:51'13.159
6	13.392	30.052	45.172	45.943	2'14.559	207,7	8:53'27.718
7	13.313	48.555	1'20.129	1'28.750	3'50.747	207,7	8:57'18.465
8	15.191	30.290	45.389	45.846	2'16.716	188,8	8:59'35.181
9	12.994	30.092	44.512	45.582	2'13.180C	203,8	9:01'48.361

4 J. BAZIRET (2'15.449)

Lap	Seg.1	Seg.2	Seg.3	Seg.4	Lap Time	km/h	Local Time
1		40.171	57.821	51.168	85,1	8:33'16.451	
2	13.603	31.544	49.856	49.947	2'24.950	193,5	8:35'41.401
3	13.464	31.290	56.544	1'27.799	3'09.097CP	206,1	8:38'50.498
4	7'52.774	34.298	49.181	48.797	10'05.050P	154,3	8:48'55.548
5	13.400	30.669	46.723	48.077	2'18.869	192,9	8:51'14.417
6	13.273	30.231	45.837	47.431	2'16.772	207,7	8:53'31.189
7	13.581	45.677	1'19.903	1'28.503	3'47.664	166,4	8:57'18.853
8	15.215	30.649	45.958	47.074	2'18.896	189,5	8:59'37.749
9	13.140	30.222	44.977	47.110	2'15.449	204,5	9:01'53.198

15 D. POUGET (2'16.345)

Lap	Seg.1	Seg.2	Seg.3	Seg.4	Lap Time	km/h	Local Time
1							8:34'00.426
2	13.892	30.899	48.247	51.412	2'24.450	187,2	8:36'24.876
3	14.041	47.063	1'09.881	1'36.401	3'47.386CP	129,2	8:40'12.262
4	7'24.403	32.430	48.164	47.068	9'32.065P	156,3	8:49'44.327
5	13.060	29.693	46.466	47.126	2'16.345	206,5	8:52'00.672
6	13.101	29.650	45.539	1'05.751	2'34.041	213,4	8:54'34.713
7	33.266	55.727	1'18.627	47.648	3'35.268	78,3	8:58'09.981
8	12.847	32.981	45.543	46.832	2'18.203	212,6	9:00'28.184

5 A. JURADO (2'16.587)

Lap	Seg.1	Seg.2	Seg.3	Seg.4	Lap Time	km/h	Local Time
1		45.192	54.757	51.023	127,5	8:33'54.938	
2	13.600	32.620	48.149	51.588	2'25.957	188,5	8:36'20.895
3	12.984	43.477	1'07.553	1'26.857	3'30.871CP	199,3	8:39'51.766
4	7'39.398	33.632	47.536	46.948	9'47.514P	149,4	8:49'39.280
5	13.089	30.146	45.871	1'01.784	2'30.890P	211,8	8:52'10.170
6	1'37.577	45.197	1'19.664	1'28.076	5'10.514P	71,9	8:57'20.684
7	14.575	30.394	45.214	46.404	2'16.587	193,5	8:59'37.271
8	13.207	30.002	44.823	45.814	2'13.846C	212,6	9:01'51.117

17 D. PASQUALI (2'24.170)

Lap	Seg.1	Seg.2	Seg.3	Seg.4	Lap Time	km/h	Local Time
1		45.938	1'04.469	59.964	81,2	8:33'33.090	
2	14.457	34.467	53.640	53.701	2'36.265	154,5	8:36'09.355
3	13.686	37.081	56.927	1'22.762	3'10.456CP	183,1	8:39'19.811
4	7'25.542	34.449	54.417	51.182	9'45.590P	145,6	8:49'05.401
5	13.709	32.302	49.781	50.266	2'26.058	173,4	8:51'31.459
6	13.562	31.038	49.733	1'01.242	2'35.575	200,4	8:54'07.034
7	32.620	53.562	1'21.175	57.163	3'44.520	79,7	8:57'51.554
8	13.541	31.766	50.237	48.626	2'24.170	178,5	9:00'15.724

6 C. PAPI (2'16.420)

Lap	Seg.1	Seg.2	Seg.3	Seg.4	Lap Time	km/h	Local Time
1		42.276	55.793	50.782	132,4	8:34'01.159	
2	13.636	31.738	47.671	53.672	2'26.717	166,2	8:36'27.876
3	14.170	45.180	1'09.568	1'38.206	3'47.124CP	151,7	8:40'15.000
4	6'54.856	33.533	48.452	47.860	9'04.701P	146,3	8:49'19.701
5	13.504	31.061	46.728	46.711	2'18.004	175,6	8:51'37.705
6	13.267	31.688	46.695	59.441	2'31.091	208,9	8:54'08.796
7	32.369	53.333	1'21.135	57.633	3'44.470	78,4	8:57'53.266
8	13.227	30.470	46.203	46.520	2'16.420	192,5	9:00'09.686

21 S. POLDERMAN (2'19.185)

Lap	Seg.1	Seg.2	Seg.3	Seg.4	Lap Time	km/h	Local Time
1		38.276	57.105	58.447	105,3	8:33'34.813	
2	14.754	34.674	51.689	53.984	2'35.101	147,9	8:36'09.914
3	13.548	39.091	55.983	1'26.315	3'14.937CP	183,1	8:39'24.851
4	7'37.316	33.695	50.373	50.231	9'51.615P	160,2	8:49'16.466
5	13.463	31.285	47.906	49.336	2'21.990	184,0	8:51'38.456
6	13.126	31.542	49.072	1'03.448	2'37.188	202,6	8:54'15.644
7	32.278	52.272	1'24.268	53.593	3'42.411	92,7	8:57'58.055
8	13.182	31.656	47.092	47.255	2'19.185	190,5	9:00'17.240

9 A. STUCKI (2'15.256)

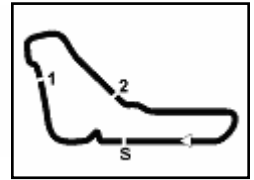
Lap	Seg.1	Seg.2	Seg.3	Seg.4	Lap Time	km/h	Local Time
1		46.312	1'00.819	53.411	95,3	8:33'12.608	
2	13.767	31.500	48.225	49.240	2'22.732	184,3	8:35'35.340
3	13.463	30.544	1'02.798	1'26.123	3'12.928CP	206,9	8:38'48.268
4	7'48.473	34.258	50.638	49.335	10'02.704P	136,5	8:48'50.972

07/10/2022

P = Pits In/Out - C = Lap Time Cancelled

Powered by FICR PERUGIA TIMING





ACI Racing Weekend Monza, 8-9 Ottobre 2022 Clio Cup Series - Chronological Analysis Collective Test 1

Monza 5.793 m

2 / 4

27 V. ZADOTTI (2'19.914)							51 H. SEIBEL (2'16.441)								
Lap	Seg.1	Seg.2	Seg.3	Seg.4	Lap Time	km/h	Local Time	Lap	Seg.1	Seg.2	Seg.3	Seg.4	Lap Time	km/h	Local Time
1		43.789	59.681	53.973	108,9	8:33'47.557		1		42.638	57.870	53.096	88,5	8:33'08.818	
2	14.549	33.178	50.137	56.076	2'33.940	166,4	8:36'21.497	2	13.684	31.313	47.292	48.847	2'21.136	188,2	8:35'29.954
3	13.841	46.467	1'09.164	1'31.070	3'40.542CP	173,6	8:40'02.039	3	12.929	33.109	53.397	1'30.911	3'10.346CP	216,9	8:38'40.300
4	7'05.338	33.116	49.061	49.815	9'17.330P	129,5	8:49'19.369	4	7'50.078	32.718	49.093	47.840	9'59.729P	153,0	8:48'40.029
5	13.394	30.991	47.412	48.477	2'20.274	193,9	8:51'39.643	5	13.749	30.758	46.806	46.769	2'18.082	179,1	8:50'58.111
6	13.239	30.660	48.532	1'00.495	2'32.926	203,4	8:54'12.569	6	13.319	30.414	45.959	46.749	2'16.441	210,1	8:53'14.552
7	31.565	52.967	1'23.972	55.791	3'44.295	78,0	8:57'56.864	7	13.221	43.176	1'16.680	1'46.923	4'00.000	200,7	8:57'14.552
8	13.284	32.368	46.853	47.409	2'19.914	187,2	9:00'16.778	8	16.544	33.825	46.711	46.932	2'24.012	193,9	8:59'38.564
								9	13.149	30.896	45.895	46.580	2'16.520	196,7	9:01'55.084

33 M. FAYE (2'20.460)							53 . DUE (2'16.197)								
Lap	Seg.1	Seg.2	Seg.3	Seg.4	Lap Time	km/h	Local Time	Lap	Seg.1	Seg.2	Seg.3	Seg.4	Lap Time	km/h	Local Time
1		43.385	1'02.020	54.265	115,6	8:33'55.379		1		46.467	1'06.001	59.539	90,9	8:33'31.000	
2	14.250	33.512	52.703	53.914	2'34.379	178,8	8:36'29.758	2	15.881	33.517	51.125	55.282	2'35.805	151,9	8:36'06.805
3	15.525	45.788	1'10.117	1'40.554	3'51.984CP	122,0	8:40'21.742	3	13.426	33.897	1'01.453	1'20.456	3'09.232CP	199,3	8:39'16.037
4	7'00.391	34.973	50.337	50.727	9'16.428P	159,8	8:49'38.170	4	7'25.855	36.317	52.666	51.459	9'46.297P	157,7	8:49'02.334
5	13.813	32.742	48.122	49.547	2'24.224	171,7	8:52'02.394	5	13.414	31.497	48.046	47.948	2'20.905	189,5	8:51'23.239
6	13.317	31.233	48.099	1'01.998	2'34.647	184,6	8:54'37.041	6	13.072	31.149	49.171	48.597	2'21.989	202,2	8:53'45.228
7	33.898	55.595	1'18.023	50.077	3'37.593	79,2	8:58'14.634	7	22.504	51.601	1'18.918	1'19.533	3'52.556	98,2	8:57'37.784
8	13.341	31.101	47.535	48.483	2'20.460	196,7	9:00'35.094	8	13.140	30.486	46.350	46.873	2'16.849	192,9	8:59'54.633
								9	13.248	30.511	45.844	46.594	2'16.197	203,0	9:02'10.830

38 A. ALCIDI (2'16.670)							55 R. STEENMETZ (2'18.299)								
Lap	Seg.1	Seg.2	Seg.3	Seg.4	Lap Time	km/h	Local Time	Lap	Seg.1	Seg.2	Seg.3	Seg.4	Lap Time	km/h	Local Time
1		46.080	1'05.740	59.192	76,4	8:33'31.378		1		38.097	57.648	58.083	104,6	8:33'33.790	
2	14.295	32.638	51.329	54.827	2'33.089	163,9	8:36'04.467	2	15.107	34.435	51.207	52.329	2'33.078	146,7	8:36'06.868
3	13.913	35.064	1'01.583	1'18.883	3'09.443CP	170,3	8:39'13.910	3	13.660	36.639	59.243	1'21.546	3'11.088CP	173,9	8:39'17.956
4	7'30.594	34.176	50.972	51.034	9'46.776P	143,0	8:49'00.686	4	7'41.788	32.553	48.754	49.272	9'52.367P	157,2	8:49'10.323
5	13.393	31.253	48.524	49.011	2'22.181	184,0	8:51'22.867	5	13.403	31.410	47.310	49.924	2'22.047	198,2	8:51'32.370
6	13.382	31.334	48.010	48.088	2'20.814	199,6	8:53'43.681	6	13.312	31.302	49.714	58.892	2'33.220	193,2	8:54'05.590
7	18.767	42.618	1'20.645	1'20.707	3'42.737	124,3	8:57'26.418	7	32.127	53.371	1'21.005	1'03.064	3'49.567	81,7	8:57'55.157
8	13.559	30.700	46.219	47.022	2'17.500	194,9	8:59'43.918	8	13.341	30.903	46.854	47.201	2'18.299	182,7	9:00'13.456
9	13.324	30.464	46.101	46.781	2'16.670	206,1	9:02'00.588								

43 D. PUCCETTI							58 C. LIN (2'16.235)								
Lap	Seg.1	Seg.2	Seg.3	Seg.4	Lap Time	km/h	Local Time	Lap	Seg.1	Seg.2	Seg.3	Seg.4	Lap Time	km/h	Local Time
1		1'41.372	1'50.522	2'15.822	C	97,2	8:36'39.753	1		39.690	52.794	1'19.123	C	118,9	8:37'18.107
								2	10'49.972	34.420	50.830	49.360	13'04.582P	138,5	8:50'22.689
								3	13.558	31.313	47.602	47.725	2'20.198	186,9	8:52'42.887
								4	13.389	31.066	50.227	1'04.212	2'38.894P	205,7	8:55'21.781
								5	1'13.160	40.052	48.063	46.920	3'28.195P	133,2	8:58'49.976
								6	13.302	30.466	45.822	46.645	2'16.235	208,1	9:01'06.211

44 F. JELMINI (2'13.267)							69 Q. STEFANA (2'17.211)								
Lap	Seg.1	Seg.2	Seg.3	Seg.4	Lap Time	km/h	Local Time	Lap	Seg.1	Seg.2	Seg.3	Seg.4	Lap Time	km/h	Local Time
1		38.559	57.386	47.321	85,3	8:33'11.019		1		45.305	56.675	52.158	120,8	8:33'57.450	
2	13.161	30.361	46.646	48.013	2'18.181	211,4	8:35'29.200	2	13.663	32.677	50.027	54.009	2'30.376	168,8	8:36'27.826
3	13.162	31.880	45.863	1'04.286	2'35.191CP	212,2	8:38'04.391	3	15.383	45.375	1'09.546	1'38.924	3'49.228CP	132,5	8:40'17.054
4	8'44.948	32.413	45.166	46.594	10'49.121P	142,3	8:48'53.512	4	7'21.315	33.417	49.298	49.557	9'33.587P	145,2	8:49'50.641
5	13.146	29.853	44.926	45.652	2'13.577	211,4	8:51'07.089	5	13.429	32.972	48.750	47.665	2'22.816	202,6	8:52'13.457
6	13.064	30.000	44.640	45.563	2'13.267	212,2	8:53'20.356	6	13.298	30.841	48.473	1'19.328	2'51.940	200,4	8:55'05.397
7	13.188	50.424	1'13.792	1'46.385	4'03.789P	212,2	8:57'24.145	7	30.029	51.534	1'03.684	48.068	3'13.315	90,8	8:58'18.712
8	2'24.194	31.054	44.931	46.249	4'26.428CP	164,4	9:01'50.573	8	13.377	30.334	46.194	47.306	2'17.211	207,7	9:00'35.923

50 J. PANTTILA (2'15.215)							73 S. CUTINI (2'17.402)								
Lap	Seg.1	Seg.2	Seg.3	Seg.4	Lap Time	km/h	Local Time	Lap	Seg.1	Seg.2	Seg.3	Seg.4	Lap Time	km/h	Local Time
1		46.561	1'01.459	53.580	110,8	8:33'09.854		1		46.833	1'05.837	1'00.046	86,0	8:33'29.646	
2	14.366	31.624	47.343	48.415	2'21.748	155,4	8:35'31.602	2	15.196	31.249	52.810	53.977	2'33.232	186,5	8:36'02.878
3	13.341	30.877	52.392	1'20.648	2'57.258CP	196,4	8:38'28.860	3	13.542	32.450	53.758	1'18.101	2'57.851CP	196,7	8:39'00.729
4	8'10.217	32.589	48.852	47.771	10'19.429P	145,7	8:48'48.289	4	7'39.941	33.343	53.734	50.221	9'57.239P	151,5	8:48'57.968
5	13.139	30.297	46.139	47.209	2'16.784	207,3	8:51'05.073	5	13.379	32.770	52.785	48.753	2'27.687	196,0	8:51'25.655
6	13.737	32.870	46.504	46.894	2'20.005	177,9	8:53'25.078								
7	13.294	46.111	1'13.971	1'38.656	3'52.032	200,4	8:57'17.110								
8	15.598	30.175	45.831	46.120	2'17.724	169,5	8:59'34.834								
9	13.097	30.586	45.412	46.120	2'15.215	203,0	9:01'50.049								

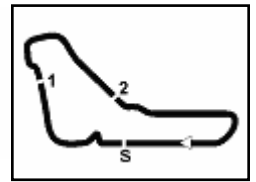
07/10/2022 P = Pits In/Out - C = Lap Time Cancelled





CLIO CUP SERIES

1.5



ACI Racing Weekend Monza, 8-9 Ottobre 2022 Clio Cup Series - Chronological Analysis Collective Test 1

Monza 5.793 m

3 / 4

6	13.266	30.398	46.941	48.220	2'18.825	203,0	8:53'44.480	4	7'35.710	35.071	47.739	47.814	9'46.334P	165,1	8:49'28.394
7	22.389	51.393	1'19.279	1'19.721	3'52.782	103,1	8:57'37.262	5	13.189	30.564	45.668	46.775	2'16.196	184,9	8:51'44.590
8	13.187	30.355	46.489	47.651	2'17.682	204,5	8:59'54.944	6	12.918	30.477	47.309	1'01.418	2'32.122	202,6	8:54'16.712
9	13.226	30.413	46.467	47.296	2'17.402	194,6	9:02'12.346	7	33.368	51.029	1'28.478	54.180	3'47.055	75,1	8:58'03.767
								8	13.271	30.044	45.582	46.899	2'15.796	209,7	9:00'19.563

82 J. CIMENES (2'17.936)							
Lap	Seg.1	Seg.2	Seg.3	Seg.4	Lap Time	km/h	Local Time
1		39.132	1'01.226	53.372		113,7	8:33'41.169
2	15.854	31.641	48.514	53.585	2'29.594	169,8	8:36'10.763
3	13.588	39.043	57.134	1'30.353	3'20.118CP	169,8	8:39'30.881
4	7'32.372	32.030	48.441	48.752	9'41.595P	159,5	8:49'12.476
5	13.344	30.612	46.991	48.377	2'19.324	176,8	8:51'31.800
6	13.353	30.898	46.602	49.655	2'20.508	191,8	8:53'52.308
7	25.429	51.474	1'21.974	1'13.504	3'52.381	111,8	8:57'44.689
8	13.393	30.636	46.277	47.630	2'17.936	196,0	9:00'02.625

101 T. PEKAR (2'15.556)							
Lap	Seg.1	Seg.2	Seg.3	Seg.4	Lap Time	km/h	Local Time
1		43.429	57.903	52.581		93,2	8:33'07.297
2	13.726	31.289	47.389	47.640	2'20.044	176,8	8:35'27.341
3	13.480	37.534	54.454	1'30.174	3'15.642CP	200,4	8:38'42.983
4	7'51.329	31.853	47.073	47.087	9'57.342P	157,9	8:48'40.325
5	13.391	30.515	46.043	46.842	2'16.791	206,5	8:50'57.116
6	13.451	30.067	47.017	46.715	2'17.250	207,7	8:53'14.366
7	13.203	42.555	1'16.785	1'46.609	3'59.152	211,8	8:57'13.518
8	16.469	30.340	45.891	46.860	2'19.560C	192,9	8:59'33.078
9	13.495	30.052	45.669	46.340	2'15.556	207,3	9:01'48.634

84 M. LANCELLOTTI (2'16.537)							
Lap	Seg.1	Seg.2	Seg.3	Seg.4	Lap Time	km/h	Local Time
1		43.818	59.265	51.482		80,6	8:33'19.020
2	13.632	31.857	50.301	48.438	2'24.228	167,2	8:35'43.248
3	14.323	32.362	58.259	1'27.909	3'12.853CP	177,3	8:38'56.101
4	7'52.535	33.978	50.536	49.174	10'06.223P	141,5	8:49'02.324
5	13.215	30.178	46.371	46.773	2'16.537	207,3	8:51'18.861
6	13.047	30.323	5'49.480	51.012	7'23.862	209,7	8:58'42.723
7	13.625	30.635	46.795	47.066	2'18.121	200,4	9:01'00.844

103 W. MEZZETTI (2'14.705)							
Lap	Seg.1	Seg.2	Seg.3	Seg.4	Lap Time	km/h	Local Time
1		41.084	55.819	55.294		103,8	8:33'25.763
2	13.516	31.368	47.717	56.524	2'29.125	190,5	8:35'54.888
3	13.453	34.629	49.504	1'26.560	3'04.146CP	207,3	8:38'59.034
4	7'52.578	31.997	47.066	48.608	10'00.249P	162,2	8:48'59.283
5	13.258	30.756	46.050	47.131	2'17.195	210,5	8:51'16.478
6	13.152	30.177	45.670	46.979	2'15.978	213,4	8:53'32.456
7	14.056	45.577	1'19.343	1'29.184	3'48.160	149,2	8:57'20.616
8	14.814	30.977	45.647	46.379	2'17.817	193,2	8:59'38.433
9	12.925	30.079	45.413	46.288	2'14.705	215,1	9:01'53.138

88 . HORN (2'17.784)							
Lap	Seg.1	Seg.2	Seg.3	Seg.4	Lap Time	km/h	Local Time
1		42.548	56.448	52.625		135,8	8:34'02.311
2	13.610	31.775	49.498	52.853	2'27.736	173,4	8:36'30.047
3	15.979	46.124	1'09.881	1'42.645	3'54.629CP	124,1	8:40'24.676
4	7'15.516	32.611	49.491	50.126	9'27.744P	155,4	8:49'52.420
5	13.254	31.106	58.079	48.864	2'31.303	197,1	8:52'23.723
6	13.409	30.455	47.997	1'10.604	2'42.465	208,1	8:55'06.188
7	30.063	51.465	1'03.469	48.157	3'13.154	94,0	8:58'19.342
8	13.198	30.586	46.534	47.466	2'17.784	195,7	9:00'37.126

105 A. BRIGATTI (2'14.514)							
Lap	Seg.1	Seg.2	Seg.3	Seg.4	Lap Time	km/h	Local Time
1		39.262	54.436	54.603		106,9	8:33'24.402
2	13.533	31.212	46.691	48.015	2'19.451	205,7	8:35'43.853
3	13.229	32.518	57.846	1'25.296	3'08.889CP	210,5	8:38'52.742
4	7'58.308	31.502	47.031	48.774	10'05.615P	162,4	8:48'58.357
5	13.103	31.972	45.924	46.662	2'17.661	212,2	8:51'16.018
6	13.023	29.961	45.902	46.522	2'15.408	215,6	8:53'31.426
7	13.763	46.078	1'19.606	1'29.538	3'48.985	160,2	8:57'20.411
8	15.033	31.050	45.728	46.455	2'18.266	192,9	8:59'38.677
9	12.964	30.059	45.262	46.229	2'14.514	208,5	9:01'53.191

92 A. LANCELLOTTI (2'17.609)							
Lap	Seg.1	Seg.2	Seg.3	Seg.4	Lap Time	km/h	Local Time
1		44.490	59.133	58.377		80,5	8:33'25.179
2	13.440	31.385	48.705	51.428	2'24.958	196,4	8:35'50.137
3	13.357	31.566	54.315	1'25.144	3'04.382CP	193,2	8:38'54.519
4	7'52.920	32.877	50.214	49.645	10'05.656P	151,0	8:49'00.175
5	13.252	30.863	46.043	48.111	2'18.269	204,5	8:51'18.444
6	13.622	30.389	46.647	46.951	2'17.609	172,0	8:53'36.053
7	15.953	49.962	1'21.807	1'21.542	3'49.264	104,4	8:57'25.317
8	13.485	30.197	48.430	47.712	2'19.824	205,3	8:59'45.141
9	13.232	30.714	48.585	47.067	2'19.598	206,5	9:02'04.739

107 C. RICCIARINI (2'15.427)							
Lap	Seg.1	Seg.2	Seg.3	Seg.4	Lap Time	km/h	Local Time
1		36.567	1'02.362	50.390		97,2	8:33'35.842
2	13.983	32.300	48.491	54.646	2'29.420	161,0	8:36'05.262
3	13.094	33.360	54.638	1'21.442	3'02.534CP	194,6	8:39'07.796
4	8'08.974	34.737	47.217	47.865	10'18.793P	163,1	8:49'26.589
5	13.410	30.543	46.566	46.752	2'17.271	202,6	8:51'43.860
6	13.320	30.245	45.769	1'01.470	2'30.804	201,9	8:54'14.664
7	32.183	52.440	1'24.333	53.475	3'42.431	87,0	8:57'57.095
8	12.892	29.935	46.058	46.542	2'15.427	207,3	9:00'12.522

99 G. MAIO (2'16.150)							
Lap	Seg.1	Seg.2	Seg.3	Seg.4	Lap Time	km/h	Local Time
1		37.114	48.051	48.096		163,9	8:49'28.314
2	13.028	30.651	45.672	46.799	2'16.150	201,5	8:51'44.464
3	12.935	30.437	47.840	1'02.425	2'33.637	201,1	8:54'18.101
4	32.600	51.636	1'28.937	53.137	3'46.310	85,1	8:58'04.411
5	13.162	30.498	45.777	46.928	2'16.365	200,4	9:00'20.776

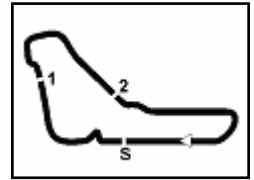
113 A. SCHIMPF (2'15.534)							
Lap	Seg.1	Seg.2	Seg.3	Seg.4	Lap Time	km/h	Local Time
1		42.719	1'02.599	56.307		96,1	8:33'47.473
2	16.771	35.627	51.845	52.558	2'36.801	174,5	8:36'24.274
3	13.928	46.531	1'09.845	1'34.315	3'44.619CP	144,4	8:40'08.893
4	7'01.819	45.717	58.306	48.396	9'34.238P	150,2	8:49'43.131
5	12.996	30.593	47.270	47.565	2'18.424	192,5	8:52'01.555
6	13.008	30.115	46.416	1'04.298	2'33.837	199,6	8:54'35.392
7	33.612	55.620	1'18.181	47.300	3'34.713	74,9	8:58'10.105

100 S. JUIF (2'15.796)							
Lap	Seg.1	Seg.2	Seg.3	Seg.4	Lap Time	km/h	Local Time
1		43.768	1'01.791	52.215		93,7	8:33'51.971
2	13.608	33.249	47.706	51.252	2'25.815	184,0	8:36'17.786
3	13.403	37.868	57.570	1'35.433	3'24.274CP	200,4	8:39'42.060

07/10/2022 P = Pits In/Out - C = Lap Time Cancelled

Powered by FICr PERUGIA TIMING





ACI Racing Weekend Monza, 8-9 Ottobre 2022 Clio Cup Series - Chronological Analysis Collective Test 1

Monza 5.793 m

4 / 4

 8 **12.843** 30.747 **45.566** **46.378** **2'15.534** **215,1** 9:00'25.639

 4 7'19.792 32.864 50.085 50.703 9'33.444P 162,7 8:49'06.448
 5 13.413 31.988 49.643 50.231 2'25.275 179,7 8:51'31.723
 6 13.741 31.046 50.121 59.544 2'34.452 180,0 8:54'06.175
 7 32.093 53.368 1'21.157 57.666 3'44.284 81,0 8:57'50.459
 8 **13.173** **30.462** **46.660** **47.534** **2'17.829** **207,3** 9:00'08.288

116 G. TREBBI (2'16.302)

Lap	Seg.1	Seg.2	Seg.3	Seg.4	Lap Time	km/h	Local Time
1		39.136	55.526	54.718		106,4	8:33'26.294
2	13.633	31.081	48.188	49.657	2'22.559	172,2	8:35'48.853
3	13.462	34.861	53.759	1'26.859	3'08.941CP	190,8	8:38'57.794
4	7'57.453	32.403	49.012	48.923	10'07.791P	156,1	8:49'05.585
5	13.287	30.696	46.847	47.552	2'18.382	194,9	8:51'23.967
6	13.155	30.639	48.217	48.322	2'20.333	203,4	8:53'44.300
7	21.642	51.290	1'18.888	1'20.236	3'52.056	104,7	8:57'36.356
8	13.423	30.638	46.014	47.155	2'17.230	201,1	8:59'53.586
9	13.414	30.584	45.600	46.704	2'16.302	204,5	9:02'09.888

191 L. FRANCA (2'16.609)

Lap	Seg.1	Seg.2	Seg.3	Seg.4	Lap Time	km/h	Local Time
1		40.359	57.720	58.199		113,8	8:33'31.739
2	14.975	32.489	50.804	54.192	2'32.460	168,2	8:36'04.199
3	13.436	32.358	52.955	1'19.280	2'58.029CP	201,5	8:39'02.228
4	7'54.086	32.127	48.824	49.132	10'04.169P	156,7	8:49'06.397
5	13.391	31.107	55.047	48.404	2'27.949	194,2	8:51'34.346
6	13.171	30.998	49.629	59.295	2'33.093	183,4	8:54'07.439
7	31.425	53.254	1'21.375	56.210	3'42.264	83,4	8:57'49.703
8	13.304	30.194	46.149	46.962	2'16.609	208,5	9:00'06.312

118 A. CORDINI (2'15.953)

Lap	Seg.1	Seg.2	Seg.3	Seg.4	Lap Time	km/h	Local Time
1		45.939	1'05.288	59.256		74,2	8:33'31.724
2	14.386	32.716	51.270	54.682	2'33.054	163,9	8:36'04.778
3	13.152	32.539	53.600	1'21.402	3'00.693CP	186,9	8:39'05.471
4	7'42.312	33.183	50.845	50.445	9'56.785P	144,6	8:49'02.256
5	13.526	30.918	47.194	47.167	2'18.805	188,2	8:51'21.061
6	13.297	30.454	46.143	47.357	2'17.251	204,9	8:53'38.312
7	15.026	49.671	1'21.550	1'21.675	3'47.922	105,9	8:57'26.234
8	13.432	30.091	45.877	46.553	2'15.953	198,9	8:59'42.187
9	13.236	30.389	46.446	46.531	2'16.602C	206,5	9:01'58.789

211 N. MILJKOVIC (2'15.418)

Lap	Seg.1	Seg.2	Seg.3	Seg.4	Lap Time	km/h	Local Time
1		42.856	57.738	53.219		89,3	8:33'08.411
2	13.718	31.504	47.106	49.076	2'21.404	185,9	8:35'29.815
3	12.946	29.166	54.438	1'20.349	2'56.899CP	213,9	8:38'26.714
4	8'11.436	33.127	48.297	48.565	10'21.425P	147,1	8:48'48.139
5	13.359	30.679	46.288	47.059	2'17.385	190,8	8:51'05.524
6	13.103	30.401	45.763	46.417	2'15.684	204,2	8:53'21.208
7	13.201	48.150	1'14.060	1'39.842	3'55.253	212,2	8:57'16.461
8	15.618	30.177	45.608	46.386	2'17.789	197,4	8:59'34.250
9	13.214	29.742	46.339	46.123	2'15.418	211,8	9:01'49.668

125 J. SPINKIEWICZ (2'14.681)

Lap	Seg.1	Seg.2	Seg.3	Seg.4	Lap Time	km/h	Local Time
1		39.893	52.751	1'14.415		C 114,7	8:37'12.120
2	10'53.662	34.839	49.045	49.522	13'07.068P	151,0	8:50'19.188
3	13.522	31.075	46.800	47.048	2'18.445	198,2	8:52'37.633
4	13.412	30.401	46.232	1'09.914	2'39.959P	206,9	8:55'17.592
5	1'15.895	40.374	47.523	46.751	3'30.543P	130,3	8:58'48.135
6	13.379	30.219	45.088	45.995	2'14.681	208,5	9:01'02.816

223 S. SOUBEK (2'27.405)

Lap	Seg.1	Seg.2	Seg.3	Seg.4	Lap Time	km/h	Local Time
1		42.419	54.632	52.201		123,0	8:34'03.716
2	13.795	31.569	48.871	53.170	2'27.405	172,8	8:36'31.121
3	16.116	45.914	1'09.610	1'46.073	3'57.713CP	120,9	8:40'28.834
4	7'12.566	32.339	49.120	48.499	9'22.524P	159,3	8:49'51.358
5	13.272	31.329	47.340	48.367	2'20.308C	196,0	8:52'11.666
6	13.476	30.553	49.390	1'16.603	2'50.022	205,3	8:55'01.688
7	27.485	49.301	1'07.136	48.084	3'12.006	92,3	8:58'13.694
8	13.324	30.597	45.984	47.095	2'17.000C	204,2	9:00'30.694

155 G. COLDANI (2'18.526)

Lap	Seg.1	Seg.2	Seg.3	Seg.4	Lap Time	km/h	Local Time
1		40.674	1'00.940	1'01.259		97,2	8:33'35.883
2	16.881	35.952	52.455	54.697	2'39.985	146,7	8:36'15.868
3	13.738	37.158	58.259	1'34.007	3'23.162CP	187,8	8:39'39.030
4	7'15.243	32.996	51.207	50.588	9'30.034P	157,0	8:49'09.064
5	13.422	30.959	48.678	50.849	2'23.908	185,9	8:51'32.972
6	13.322	31.281	51.955	1'00.401	2'36.959	179,7	8:54'09.931
7	32.103	53.690	1'20.970	57.926	3'44.689	76,5	8:57'54.620
8	13.232	30.816	46.621	47.857	2'18.526	208,5	9:00'13.146

333 S. CORDARA

Lap	Seg.1	Seg.2	Seg.3	Seg.4	Lap Time	km/h	Local Time
1		46.318	1'00.871	54.272		89,6	8:33'19.570

162 A. SCHIMPF (2'17.328)

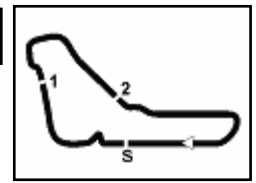
Lap	Seg.1	Seg.2	Seg.3	Seg.4	Lap Time	km/h	Local Time
1		42.712	1'02.576	56.360		85,4	8:33'46.656
2	16.444	35.750	51.601	52.703	2'36.498	159,8	8:36'23.154
3	14.009	45.547	1'09.286	1'32.209	3'41.051CP	149,8	8:40'04.205
4	7'07.860	44.722	57.474	48.733	9'38.789P	151,0	8:49'42.994
5	12.998	30.543	46.942	47.804	2'18.287	195,3	8:52'01.281
6	13.093	30.071	47.889	1'03.607	2'34.660	203,8	8:54'35.941
7	33.538	56.000	1'18.080	47.593	3'35.211	78,0	8:58'11.152
8	13.162	30.828	46.266	47.072	2'17.328	192,9	9:00'28.480

177 P. BLUMETTI (2'17.829)

Lap	Seg.1	Seg.2	Seg.3	Seg.4	Lap Time	km/h	Local Time
1		42.150	59.804	59.812		105,9	8:33'36.329
2	14.872	34.196	51.234	54.181	2'34.483	147,7	8:36'10.812
3	13.837	39.461	57.410	1'31.484	3'22.192CP	162,9	8:39'33.004

07/10/2022 P = Pits In/Out - C = Lap Time Cancelled

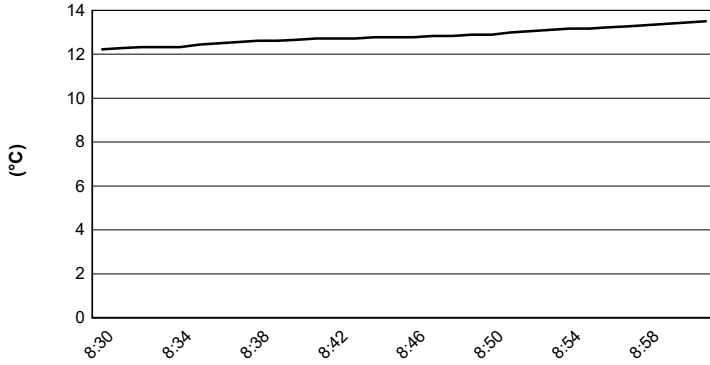




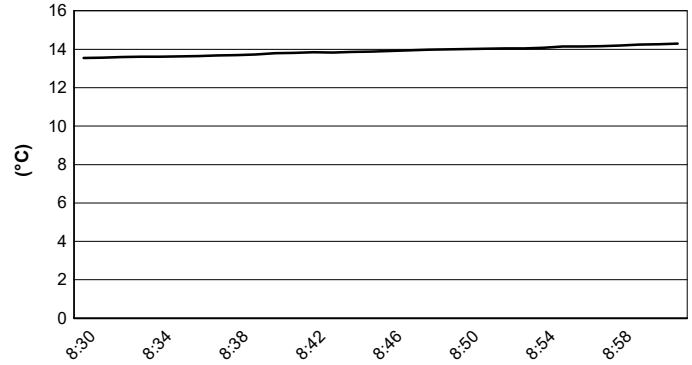
Monza 5.793 m

ACI Racing Weekend Monza, 8-9 Ottobre 2022
Clio Cup Series - Weather Report Collective Test 1
Session started 08:30 - Session ended 9:02

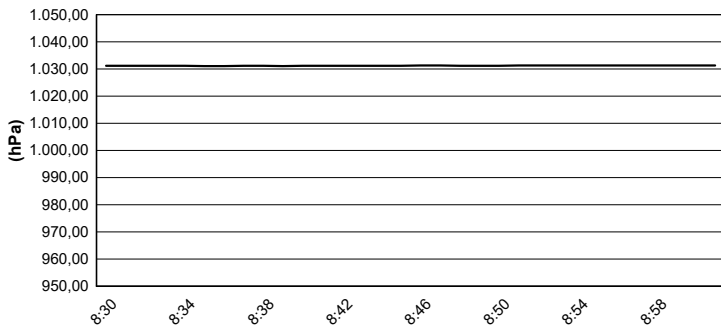
Air Temperature



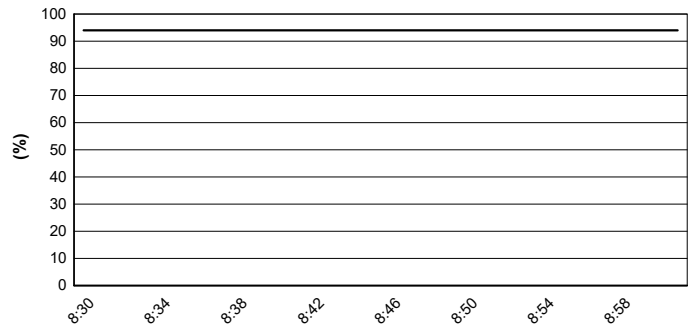
Track Temperature



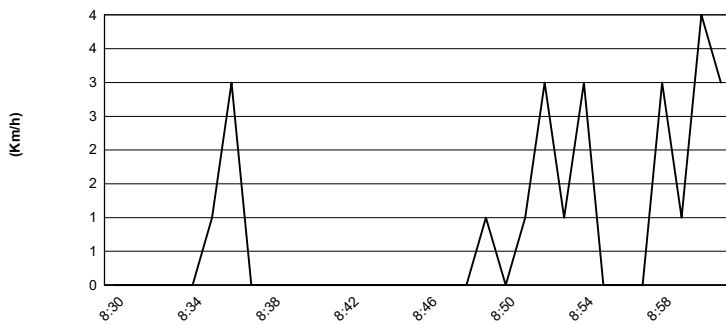
Air Pressure



Humidity



Wind Speed



Wind Direction

