

Aut.Int. Mugello 5.245 m

ACI Racing Weekend Mugello, 16-17 Luglio 2022

Clio Cup Series - Final Results Race 2

Laps 10 = 52,450 km - Avg 114,378 km/h - Race Time 27'30.839

No.	Driver	Nat	Group	Team	Car	Class	Laps	Time	Gap	Rel.	Fastest Lap
1	12 TORELLI Gabriele	ITA	ITA	Faro Racing	Renault Clio Cup		10	27'30.839			7 2'13.107
2	1 MILAN Nicolas	FRA	FRA	Milan Competition	Renault Clio Cup		10	27'31.240	0.401	0.401	7 2'13.005
3	29 FINKELSTEIN Alexandre	FRA	FRA	GPA Racing	Renault Clio Cup	C	10	27'31.803	0.964	0.563	7 2'13.492
4	25 ALBOUY Alexander	FRA	FRA	GPA Racing	Renault Clio Cup	C	10	27'32.374	1.535	0.571	7 2'14.045
5	77 LENEUTRE Joran	FRA	FRA	JSB Competition	Renault Clio Cup	C	10	27'32.886	2.047	0.512	7 2'14.152
6	100 JUIF Styve	FRA	FRA	GM Sport	Renault Clio Cup		10	27'33.364	2.525	0.478	7 2'14.442
7	6 PAPI Cosimo	ITA	ITA	Sc. Costa Ovest	Renault Clio Cup	C	10	27'34.942	4.103	1.578	7 2'15.092
8	107 RICCIARINI Cristian	ITA	ITA	Essecorse	Renault Clio Cup	C	10	27'35.231	4.392	0.289	7 2'14.241
9	105 BRIGATTI Alessandro	ITA	ITA	Progetto E20 Motorsport	Renault Clio Cup		10	27'35.929	5.090	0.698	7 2'14.977
10	44 JELMINI Felice	ITA	ITA	PMA Motorsport	Renault Clio Cup		10	27'36.153	5.314	0.224	7 2'14.101
11	223 SOUBEK Sandro	AUT	ITA	Mair Racing Osttirol	Renault Clio Cup		10	27'36.433	5.594	0.280	7 2'15.238
12	24 RENET Aurelien	FRA	FRA	JSB Competition	Renault Clio Cup	C	10	27'36.684	5.845	0.251	7 2'16.419
13	123 MONMANEIX Pierre	FRA	FRA	GPA Racing	Renault Clio Cup	GD	10	27'37.749	6.910	1.065	7 2'15.583
14	16 VIGUIER Lionel	FRA	FRA	T2 CM	Renault Clio Cup	GD	10	27'38.746	7.907	0.997	7 2'16.422
15	38 ALCIDI Alessio	ITA	ITA	Tuder Motorsport	Renault Clio Cup	C	10	27'39.394	8.555	0.648	7 2'16.814
16	84 LANCELLOTTI Mattia	ITA	ITA	Faro Racing	Renault Clio Cup	C	10	27'39.463	8.624	0.069	7 2'15.099
17	155 COLDANI Gianalberto	ITA	ITA	MC Motortecnica	Renault Clio Cup	C	10	27'39.810	8.971	0.347	7 2'15.379
18	69 STEFANA Quinto	ITA	ITA	Milan Competition	Renault Clio Cup	GD	10	27'40.431	9.592	0.621	7 2'15.884
19	116 TREBBI Giacomo	ITA	ITA	MC Motortecnica	Renault Clio Cup	C	10	27'40.481	9.642	0.050	7 2'13.928
20	632 RIGOLET Mathieu	FRA	FRA	VicTeam by GM Sport	Renault Clio Cup	GD	10	27'41.080	10.241	0.599	7 2'15.148
21	18 DELCROIX Cedric	FRA	FRA	GPA Racing	Renault Clio Cup	GD	10	27'41.334	10.495	0.254	7 2'15.460
22	76 DANETTI Massimiliano	ITA	ITA	PMA Motorsport	Renault Clio Cup		10	27'42.603	11.764	1.269	7 2'15.540
23	82 CIMENES Jacopo Giuseppe	ITA	ITA	Essecorse	Renault Clio Cup	C	10	27'42.872	12.033	0.269	7 2'15.565
24	53 DUE	ITA	ITA	Oregon Team	Renault Clio Cup	GD	10	27'43.768	12.929	0.896	7 2'16.493
25	17 PASQUALI Daniele	ITA	ITA	Tuder Motorsport	Renault Clio Cup	GD	10	27'43.940	13.101	0.172	7 2'17.665
26	33 FAYE Michel	FRA	FRA	GM Sport	Renault Clio Cup	GD	10	27'44.235	13.396	0.295	7 2'16.072
27P	104 JOUSSET Léo	FRA	FRA	Milan Competition	Renault Clio Cup	C	10	27'44.386	13.547	0.151	7 2'14.361
28	58 LIN Chen Han	TWN		Uniq Racing	Renault Clio Cup	C	10	27'44.394	13.555	0.008	7 2'16.857
29	75 MIRANDA Eduardo	MEX		Uniq Racing	Renault Clio Cup		10	27'44.516	13.677	0.122	10 2'17.074
30	88 HORN	FRA	FRA	GPA Racing	Renault Clio Cup	GD	10	27'45.767	14.928	1.251	7 2'17.184
31	83 CASSARÀ Diego	ITA	ITA	Faro Racing	Renault Clio Cup	GD	10	27'46.264	15.425	0.497	7 2'17.010
32	27 COSENTINO Francesco	ITA	ITA	Sc. Costa Ovest	Renault Clio Cup	GD	10	27'48.580	17.741	2.316	10 2'18.683
33P	43 PUCCETTI Damiano	ITA	ITA	PMA Motorsport	Renault Clio Cup	C	10	27'48.784	17.945	0.204	7 2'15.883
34	333 SABBATINI Alberto	ITA		Press League by Oregon Team	Renault Clio Cup		10	27'55.059	24.220	6.275	7 2'18.572
35P	15 POUGET David	FRA	FRA	GPA Racing	Renault Clio Cup		10	29'40.410	2'09.571	1'45.351	7 2'14.098
36	125 SPINKIEWICZ Jerzy	POL	FRA	Uniq Racing	Renault Clio Cup	C	9	25'17.261	1 Lap	1 Lap	7 2'14.718
37	73 CUTINI Sandro	ITA	ITA	Proteam Race	Renault Clio Cup	C	9	27'46.679	1 Lap	2'29.418	6 2'16.194
----- Not Classified -----											
RET	103 MEZZETTI William	ITA	ITA	Progetto E20 Motorsport	Renault Clio Cup	C	7	19'38.638	3 Laps		7 2'15.826
RET	85 CAUVAS Benjamin	FRA	FRA	GPA Racing	Renault Clio Cup	GD	6	17'17.430	4 Laps		6 2'19.379
RET	78 DZIADUS Laurent	FRA	FRA	Lucas	Renault Clio Cup	GD	2	6'07.206	8 Laps		2 3'09.937
RET	99 MAIO Guillaume	FRA	FRA	GM Sport	Renault Clio Cup	C	0				

Starting: 41 Classified: 37 Not Classified: 0 Retired: 4 Not Started: 0
 Fastest Lap N. 7 No. 1 Nicolas Milan Time 2'13.005 Avg. 141,965 Km/h

Humidity:	36%	AIR	36°C
Condition:	DRY	Track	53°C

Penalty and Infringment

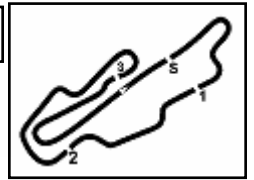
15.25	15 D. POUGET	Time penalty 2' - used short track in T7 - art.2 RPG
19.33	43 D. PUCCETTI	Time Penalty 10 sec Stewards decision n.33
19.36	104 L. JOUSSET	Time Penalty 10 sec Stewards decision n. 36

Clerk of the Course : Antonio Canu

Race Director : Daniele Galbiati

	Start	End
17/07/2022	15:22	15:50





Aut.Int. Mugello 5.245 m

ACI Racing Weekend Mugello, 16-17 Luglio 2022 Clio Cup Series - Final Results by Group Italia Race 2

Laps 10 = 52,450 km - Avg 114,378 km/h - Race Time 27'30.839

No.	Driver	Nat	Group	Team	Car	Class	Laps	Time	Gap	Rel.	Fastest Lap
1	12 TORELLI Gabriele	ITA	ITA	Faro Racing	Renault Clio Cup		10	27'30.839		7	2'13.107
2	6 PAPI Cosimo	ITA	ITA	Sc. Costa Ovest	Renault Clio Cup	C	10	27'34.942	4.103	4.103	7 2'15.092
3	107 RICCIARINI Cristian	ITA	ITA	Essecorse	Renault Clio Cup	C	10	27'35.231	4.392	0.289	7 2'14.241
4	105 BRIGATTI Alessandro	ITA	ITA	Progetto E20 Motorsport	Renault Clio Cup		10	27'35.929	5.090	0.698	7 2'14.977
5	44 JELMINI Felice	ITA	ITA	PMA Motorsport	Renault Clio Cup		10	27'36.153	5.314	0.224	7 2'14.101
6	223 SOUBEK Sandro	AUT	ITA	Mair Racing Osttirol	Renault Clio Cup		10	27'36.433	5.594	0.280	7 2'15.238
7	38 ALCIDI Alessio	ITA	ITA	Tuder Motorsport	Renault Clio Cup	C	10	27'39.394	8.555	2.961	7 2'16.814
8	84 LANCELLOTTI Mattia	ITA	ITA	Faro Racing	Renault Clio Cup	C	10	27'39.463	8.624	0.069	7 2'15.099
9	155 COLDANI Gianalberto	ITA	ITA	MC Motortecnica	Renault Clio Cup	C	10	27'39.810	8.971	0.347	7 2'15.379
10	69 STEFANA Quinto	ITA	ITA	Milan Competition	Renault Clio Cup	GD	10	27'40.431	9.592	0.621	7 2'15.884
11	116 TREBBI Giacomo	ITA	ITA	MC Motortecnica	Renault Clio Cup	C	10	27'40.481	9.642	0.050	7 2'13.928
12	76 DANETTI Massimiliano	ITA	ITA	PMA Motorsport	Renault Clio Cup		10	27'42.603	11.764	2.122	7 2'15.540
13	82 CIMENES Jacopo Giuseppe	ITA	ITA	Essecorse	Renault Clio Cup	C	10	27'42.872	12.033	0.269	7 2'15.565
14	53 DUE	ITA	ITA	Oregon Team	Renault Clio Cup	GD	10	27'43.768	12.929	0.896	7 2'16.493
15	17 PASQUALI Daniele	ITA	ITA	Tuder Motorsport	Renault Clio Cup	GD	10	27'43.940	13.101	0.172	7 2'17.665
16	83 CASSARÀ Diego	ITA	ITA	Faro Racing	Renault Clio Cup	GD	10	27'46.264	15.425	2.324	7 2'17.010
17	27 COSENTINO Francesco	ITA	ITA	Sc. Costa Ovest	Renault Clio Cup	GD	10	27'48.580	17.741	2.316	10 2'18.683
18P	43 PUCCETTI Damiano	ITA	ITA	PMA Motorsport	Renault Clio Cup	C	10	27'48.784	17.945	0.204	7 2'15.883
19	73 CUTINI Sandro	ITA	ITA	Proteam Race	Renault Clio Cup	C	9	27'46.679	1 Lap	1 Lap	6 2'16.194
----- Not Classified -----											
RET	103 MEZZETTI William	ITA	ITA	Progetto E20 Motorsport	Renault Clio Cup	C	7	19'38.638	3 Laps		7 2'15.826

Starting: 20 Classified: 19 Not Classified: 0 Retired: 1 Not Started: 0
 Fastest Lap N. 7 No. 12 Gabriele Torelli Time 2'13.107 Avg. 141,856 Km/h

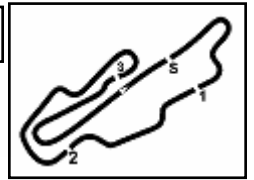
Humidity:	36%	AIR	36°C
Condition:	DRY	Track	53°C

Clerk of the Course : Antonio Canu

Race Director : Daniele Galbiati

Start	End
17/07/2022 15:22	15:50





Aut.Int. Mugello 5.245 m

ACI Racing Weekend Mugello, 16-17 Luglio 2022

Clio Cup Series - Final Results by Group Francia Race 2

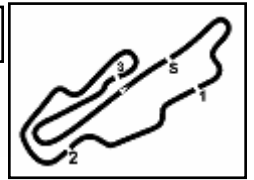
Laps 10 = 52,450 km - Avg 114,350 km/h - Race Time 27'31.240

No.	Driver	Nat	Group	Team	Car	Class	Laps	Time	Gap	Rel.	Fastest Lap
1	1 MILAN Nicolas	FRA	FRA	Milan Competition	Renault Clio Cup		10	27'31.240		7	2'13.005
2	29 FINKELSTEIN Alexandre	FRA	FRA	GPA Racing	Renault Clio Cup	C	10	27'31.803	0.563	0.563	7 2'13.492
3	25 ALBOUY Alexander	FRA	FRA	GPA Racing	Renault Clio Cup	C	10	27'32.374	1.134	0.571	7 2'14.045
4	77 LENEUTRE Joran	FRA	FRA	JSB Competition	Renault Clio Cup	C	10	27'32.886	1.646	0.512	7 2'14.152
5	100 JUIF Styve	FRA	FRA	GM Sport	Renault Clio Cup		10	27'33.364	2.124	0.478	7 2'14.442
6	24 RENET Aurelien	FRA	FRA	JSB Competition	Renault Clio Cup	C	10	27'36.684	5.444	3.320	7 2'16.419
7	123 MONMANEIX Pierre	FRA	FRA	GPA Racing	Renault Clio Cup	GD	10	27'37.749	6.509	1.065	7 2'15.583
8	16 VIGUIER Lionel	FRA	FRA	T2 CM	Renault Clio Cup	GD	10	27'38.746	7.506	0.997	7 2'16.422
9	632 RIGOLET Mathieu	FRA	FRA	VicTeam by GM Sport	Renault Clio Cup	GD	10	27'41.080	9.840	2.334	7 2'15.148
10	18 DELCROIX Cedric	FRA	FRA	GPA Racing	Renault Clio Cup	GD	10	27'41.334	10.094	0.254	7 2'15.460
11	33 FAYE Michel	FRA	FRA	GM Sport	Renault Clio Cup	GD	10	27'44.235	12.995	2.901	7 2'16.072
12P	104 JOUSSET Léo	FRA	FRA	Milan Competition	Renault Clio Cup	C	10	27'44.386	13.146	0.151	7 2'14.361
13	88 HORN	FRA	FRA	GPA Racing	Renault Clio Cup	GD	10	27'45.767	14.527	1.381	7 2'17.184
14P	15 POUGET David	FRA	FRA	GPA Racing	Renault Clio Cup		10	29'40.410	2'09.170	1'54.643	7 2'14.098
15	125 SPINKIEWICZ Jerzy	POL	FRA	Uniq Racing	Renault Clio Cup	C	9	25'17.261	1 Lap	1 Lap	7 2'14.718
----- Not Classified -----											
RET	85 CAUVAS Benjamin	FRA	FRA	GPA Racing	Renault Clio Cup	GD	6	17'17.430	4 Laps		6 2'19.379
RET	78 DZIADUS Laurent	FRA	FRA	Lucas	Renault Clio Cup	GD	2	6'07.206	8 Laps		2 3'09.937
RET	99 MAIO Guillaume	FRA	FRA	GM Sport	Renault Clio Cup	C	0				

Starting: 18 Classified: 15 Not Classified: 0 Retired: 3 Not Started: 0
 Fastest Lap N. 7 No. 1 Nicolas Milan Time 2'13.005 Avg. 141,965 Km/h

Humidity:	36%	AIR	36°C
Condition:	DRY	Track	53°C





ACI Racing Weekend Mugello, 16-17 Luglio 2022 Clio Cup Series - Final Results by Class Race 2

Challenge

Laps 10 = 52,450 km - Avg 114,311 km/h - Race Time 27'31.803

No.	Driver	Nat	Group	Team	Car	Laps	Time	Gap	Rel.	Fastest Lap
1	29 FINKELSTEIN Alexandre	FRA	FRA	GPA Racing	Renault Clio Cup	10	27'31.803		7	2'13.492
2	25 ALBOUY Alexander	FRA	FRA	GPA Racing	Renault Clio Cup	10	27'32.374	0.571	0.571	7 2'14.045
3	77 LENEUTRE Joran	FRA	FRA	JSB Competition	Renault Clio Cup	10	27'32.886	1.083	0.512	7 2'14.152
4	6 PAPI Cosimo	ITA	ITA	Sc. Costa Ovest	Renault Clio Cup	10	27'34.942	3.139	2.056	7 2'15.092
5	107 RICCIARINI Cristian	ITA	ITA	Essecorse	Renault Clio Cup	10	27'35.231	3.428	0.289	7 2'14.241
6	24 RENET Aurelien	FRA	FRA	JSB Competition	Renault Clio Cup	10	27'36.684	4.881	1.453	7 2'16.419
7	38 ALCIDI Alessio	ITA	ITA	Tuder Motorsport	Renault Clio Cup	10	27'39.394	7.591	2.710	7 2'16.814
8	84 LANCELLOTTI Mattia	ITA	ITA	Faro Racing	Renault Clio Cup	10	27'39.463	7.660	0.069	7 2'15.099
9	155 COLDANI Gianalberto	ITA	ITA	MC Motor Tecnica	Renault Clio Cup	10	27'39.810	8.007	0.347	7 2'15.379
10	116 TREBBI Giacomo	ITA	ITA	MC Motor Tecnica	Renault Clio Cup	10	27'40.481	8.678	0.671	7 2'13.928
11	82 CIMENES Jacopo Giuseppe	ITA	ITA	Essecorse	Renault Clio Cup	10	27'42.872	11.069	2.391	7 2'15.565
12P	104 JOUSSET Léo	FRA	FRA	Milan Competition	Renault Clio Cup	10	27'44.386	12.583	1.514	7 2'14.361
13	58 LIN Chen Han	TWN		Uniq Racing	Renault Clio Cup	10	27'44.394	12.591	0.008	7 2'16.857
14P	43 PUCCHETTI Damiano	ITA	ITA	PMA Motorsport	Renault Clio Cup	10	27'48.784	16.981	4.390	7 2'15.883
15	125 SPINKIEWICZ Jerzy	POL	FRA	Uniq Racing	Renault Clio Cup	9	25'17.261	1 Lap	1 Lap	7 2'14.718
16	73 CUTINI Sandro	ITA	ITA	Proteam Race	Renault Clio Cup	9	27'46.679	1 Lap	2'29.418	6 2'16.194
----- Not Classified -----										
RET	103 MEZZETTI William	ITA	ITA	Progetto E20 Motorsport	Renault Clio Cup	7	19'38.638	3 Laps		7 2'15.826
RET	99 MAIO Guillaume	FRA	FRA	GM Sport	Renault Clio Cup	0				

Starting: 18 Classified: 16 Not Classified: 0 Retired: 2 Not Started: 0

Fastest Lap N. 7 No. 29 Alexandre Finkelstein Time 2'13.492 Avg. 141,447 Km/h

Gentleman Driver

Laps 10 = 52,450 km - Avg 113,901 km/h - Race Time 27'37.749

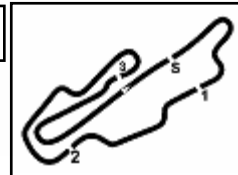
No.	Driver	Nat	Group	Team	Car	Laps	Time	Gap	Rel.	Fastest Lap
1	123 MONMANEIX Pierre	FRA	FRA	GPA Racing	Renault Clio Cup	10	27'37.749		7	2'15.583
2	16 VIGUIER Lionel	FRA	FRA	T2 CM	Renault Clio Cup	10	27'38.746	0.997	0.997	7 2'16.422
3	69 STEFANA Quinto	ITA	ITA	Milan Competition	Renault Clio Cup	10	27'40.431	2.682	1.685	7 2'15.884
4	632 RIGOLET Mathieu	FRA	FRA	VicTeam by GM Sport	Renault Clio Cup	10	27'41.080	3.331	0.649	7 2'15.148
5	18 DELCROIX Cedric	FRA	FRA	GPA Racing	Renault Clio Cup	10	27'41.334	3.585	0.254	7 2'15.460
6	53 DUE	ITA	ITA	Oregon Team	Renault Clio Cup	10	27'43.768	6.019	2.434	7 2'16.493
7	17 PASQUALI Daniele	ITA	ITA	Tuder Motorsport	Renault Clio Cup	10	27'43.940	6.191	0.172	7 2'17.665
8	33 FAYE Michel	FRA	FRA	GM Sport	Renault Clio Cup	10	27'44.235	6.486	0.295	7 2'16.072
9	88 HORN	FRA	FRA	GPA Racing	Renault Clio Cup	10	27'45.767	8.018	1.532	7 2'17.184
10	83 CASSARÀ Diego	ITA	ITA	Faro Racing	Renault Clio Cup	10	27'46.264	8.515	0.497	7 2'17.010
11	27 COSENTINO Francesco	ITA	ITA	Sc. Costa Ovest	Renault Clio Cup	10	27'48.580	10.831	2.316	10 2'18.683
----- Not Classified -----										
RET	85 CAUVAS Benjamin	FRA	FRA	GPA Racing	Renault Clio Cup	6	17'17.430	4 Laps		6 2'19.379
RET	78 DZIADUS Laurent	FRA	FRA	Lucas	Renault Clio Cup	2	6'07.206	8 Laps		2 3'09.937

Starting: 13 Classified: 11 Not Classified: 0 Retired: 2 Not Started: 0

Fastest Lap N. 7 No. 632 Mathieu Rigoulet Time 2'15.148 Avg. 139,713 Km/h

Humidity:	36%	AIR	36°C
Condition:	DRY	Track	53°C





ACI Racing Weekend Mugello, 16-17 Luglio 2022

Clio Cup Series - Sectors & Speed Race 2

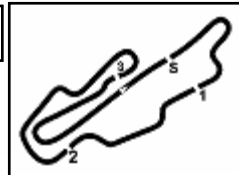
RESULTS

			Laps
1	12 TORELLI Gabriele	Renault Clio Cup	10
2	1 MILAN Nicolas	Renault Clio Cup	0.401
3	29 FINKELSTEIN Alexandre	Renault Clio Cup	0.964
4	25 ALBOUY Alexander	Renault Clio Cup	1.535
5	77 LENEUTRE Joran	Renault Clio Cup	2.047
6	100 JUIF Styve	Renault Clio Cup	2.525
7	104 JOUSSET Léo	Renault Clio Cup	3.547
8	6 PAPI Cosimo	Renault Clio Cup	4.103
9	107 RICCIARINI Cristian	Renault Clio Cup	4.392
10	105 BRIGATTI Alessandro	Renault Clio Cup	5.090
11	44 JELMINI Felice	Renault Clio Cup	5.314
12	223 SOUBEK Sandro	Renault Clio Cup	5.594
13	24 RENET Aurelien	Renault Clio Cup	5.845
14	123 MONMANEIX Pierre	Renault Clio Cup	6.910
15	16 VIGUIER Lionel	Renault Clio Cup	7.907
16	43 PUCCETTI Damiano	Renault Clio Cup	7.945
17	38 ALCIDI Alessio	Renault Clio Cup	8.555
18	84 LANCELLOTTI Mattia	Renault Clio Cup	8.624
19	155 COLDANI Gianalberto	Renault Clio Cup	8.971
20	69 STEFANA Quinto	Renault Clio Cup	9.592
21	116 TREBBI Giacomo	Renault Clio Cup	9.642
22	632 RIGOULET Mathieu	Renault Clio Cup	10.241
23	18 DELCROIX Cedric	Renault Clio Cup	10.495
24	76 DANETTI Massimiliano	Renault Clio Cup	11.764
25	82 CIMENES Jacopo Giuseppe	Renault Clio Cup	12.033
26	53 DUE	Renault Clio Cup	12.929
27	17 PASQUALI Daniele	Renault Clio Cup	13.101
28	33 FAYE Michel	Renault Clio Cup	13.396
29	58 LIN Chen Han	Renault Clio Cup	13.555
30	75 MIRANDA Eduardo	Renault Clio Cup	13.677
31	88 HORN	Renault Clio Cup	14.928
32	83 CASSARÀ Diego	Renault Clio Cup	15.425
33	27 COSENTINO Francesco	Renault Clio Cup	17.741
34	333 SABBATINI Alberto	Renault Clio Cup	24.220
35	15 POUGET David	Renault Clio Cup	2'09.571
36	125 SPINKIEWICZ Jerzy	Renault Clio Cup	1 Lap
37	73 CUTINI Sandro	Renault Clio Cup	1 Lap
RET	103 MEZZETTI William	Renault Clio Cup	3 Laps
RET	85 CAUVAS Benjamin	Renault Clio Cup	4 Laps
RET	78 DZIADUS Laurent	Renault Clio Cup	8 Laps
RET	99 MAIO Guillaume	Renault Clio Cup	

SPEED

1	104 JOUSSET Léo	Renault Clio Cup	206,5
2	6 PAPI Cosimo	Renault Clio Cup	206,1
3	69 STEFANA Quinto	Renault Clio Cup	206,1
4	116 TREBBI Giacomo	Renault Clio Cup	206,1
5	24 RENET Aurelien	Renault Clio Cup	205,7
6	58 LIN Chen Han	Renault Clio Cup	205,3
7	84 LANCELLOTTI Mattia	Renault Clio Cup	205,3
8	27 COSENTINO Francesco	Renault Clio Cup	204,5
9	77 LENEUTRE Joran	Renault Clio Cup	204,5
10	38 ALCIDI Alessio	Renault Clio Cup	204,5
11	76 DANETTI Massimiliano	Renault Clio Cup	204,2
12	632 RIGOULET Mathieu	Renault Clio Cup	203,8
13	18 DELCROIX Cedric	Renault Clio Cup	203,8
14	44 JELMINI Felice	Renault Clio Cup	203,8
15	17 PASQUALI Daniele	Renault Clio Cup	203,8
16	155 COLDANI Gianalberto	Renault Clio Cup	203,8
17	223 SOUBEK Sandro	Renault Clio Cup	203,8
18	103 MEZZETTI William	Renault Clio Cup	203,4
19	29 FINKELSTEIN Alexandre	Renault Clio Cup	203,0
20	105 BRIGATTI Alessandro	Renault Clio Cup	203,0
21	100 JUIF Styve	Renault Clio Cup	202,6
22	25 ALBOUY Alexander	Renault Clio Cup	202,6
23	15 POUGET David	Renault Clio Cup	202,2
24	53 DUE	Renault Clio Cup	201,9
25	82 CIMENES Jacopo Giuseppe	Renault Clio Cup	201,9
26	43 PUCCETTI Damiano	Renault Clio Cup	201,9
27	123 MONMANEIX Pierre	Renault Clio Cup	201,9
28	125 SPINKIEWICZ Jerzy	Renault Clio Cup	201,5
29	78 DZIADUS Laurent	Renault Clio Cup	201,5
30	16 VIGUIER Lionel	Renault Clio Cup	201,1
31	33 FAYE Michel	Renault Clio Cup	201,1
32	1 MILAN Nicolas	Renault Clio Cup	200,7
33	107 RICCIARINI Cristian	Renault Clio Cup	200,4
34	85 CAUVAS Benjamin	Renault Clio Cup	200,4
35	12 TORELLI Gabriele	Renault Clio Cup	199,6
36	83 CASSARÀ Diego	Renault Clio Cup	199,3
37	73 CUTINI Sandro	Renault Clio Cup	198,9
38	75 MIRANDA Eduardo	Renault Clio Cup	198,9
39	88 HORN	Renault Clio Cup	198,5
40	333 SABBATINI Alberto	Renault Clio Cup	191,8



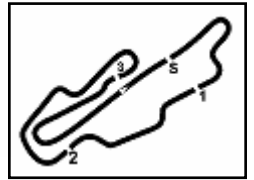


ACI Racing Weekend Mugello, 16-17 Luglio 2022

Clio Cup Series - Sectors & Speed Race 2

SEG. 1			SEG. 2			SEG. 3			SEG. 4						
1	77	LENEUTRE Joran	32.139	1	12	TORELLI Gabriele	26.449	1	1	MILAN Nicolas	41.318	1	1	MILAN Nicolas	32.369
2	44	JELMINI Felice	32.157	2	29	FINKELSTEIN Alexandre	26.603	2	125	SPINKIEWICZ Jerzy	41.370	2	6	PAPI Cosimo	32.390
3	12	TORELLI Gabriele	32.188	3	77	LENEUTRE Joran	26.615	3	104	JOUSSET Léo	41.386	3	104	JOUSSET Léo	32.402
4	116	TREBBI Giacomo	32.244	4	107	RICCIARINI Cristian	26.674	4	12	TORELLI Gabriele	41.428	4	25	ALBOUY Alexander	32.481
5	155	COLDANI Gianalberto	32.260	5	15	POUGET David	26.703	5	100	JUIF Styve	41.440	5	27	COSENTINO Francesco	32.484
6	100	JUIF Styve	32.268	6	24	RENET Aurelien	26.721	6	29	FINKELSTEIN Alexandre	41.498	6	15	POUGET David	32.499
7	107	RICCIARINI Cristian	32.268	7	100	JUIF Styve	26.776	7	223	SOUBEK Sandro	41.512	7	24	RENET Aurelien	32.538
8	1	MILAN Nicolas	32.283	8	1	MILAN Nicolas	26.780	8	107	RICCIARINI Cristian	41.549	8	29	FINKELSTEIN Alexandre	32.541
9	29	FINKELSTEIN Alexandre	32.326	9	6	PAPI Cosimo	26.801	9	77	LENEUTRE Joran	41.606	9	77	LENEUTRE Joran	32.545
10	84	LANCELLOTTI Mattia	32.328	10	105	BRIGATTI Alessandro	26.876	10	105	BRIGATTI Alessandro	41.663	10	84	LANCELLOTTI Mattia	32.552
11	125	SPINKIEWICZ Jerzy	32.334	11	43	PUC CETTI Damiano	26.878	11	6	PAPI Cosimo	41.684	11	75	MIRANDA Eduardo	32.590
12	18	DEL CROIX Cedric	32.335	12	104	JOUSSET Léo	26.881	12	15	POUGET David	41.709	12	69	STEFANA Quinto	32.609
13	15	POUGET David	32.340	13	223	SOUBEK Sandro	26.882	13	25	ALBOUY Alexander	41.712	13	12	TORELLI Gabriele	32.626
14	632	RIGOLET Mathieu	32.349	14	25	ALBOUY Alexander	26.894	14	116	TREBBI Giacomo	41.714	14	125	SPINKIEWICZ Jerzy	32.629
15	25	ALBOUY Alexander	32.372	15	103	MEZZETTI William	26.963	15	43	PUC CETTI Damiano	41.814	15	123	MONMANEIX Pierre	32.634
16	43	PUC CETTI Damiano	32.374	16	116	TREBBI Giacomo	26.989	16	24	RENET Aurelien	41.817	16	44	JELMINI Felice	32.638
17	123	MONMANEIX Pierre	32.376	17	76	DANETTI Massimiliano	26.995	17	44	JELMINI Felice	41.983	17	116	TREBBI Giacomo	32.677
18	6	PAPI Cosimo	32.398	18	125	SPINKIEWICZ Jerzy	27.015	18	123	MONMANEIX Pierre	42.034	18	100	JUIF Styve	32.689
19	69	STEFANA Quinto	32.414	19	84	LANCELLOTTI Mattia	27.025	19	38	ALCID I Alessio	42.085	19	107	RICCIARINI Cristian	32.692
20	24	RENET Aurelien	32.437	20	44	JELMINI Felice	27.076	20	69	STEFANA Quinto	42.130	20	18	DEL CROIX Cedric	32.702
21	104	JOUSSET Léo	32.438	21	69	STEFANA Quinto	27.080	21	27	COSENTINO Francesco	42.222	21	43	PUC CETTI Damiano	32.720
22	105	BRIGATTI Alessandro	32.471	22	85	CAUVAS Benjamin	27.131	22	16	VIGUIER Lionel	42.253	22	85	CAUVAS Benjamin	32.728
23	223	SOUBEK Sandro	32.476	23	632	RIGOLET Mathieu	27.159	23	53	DUE	42.265	23	83	CASSARÀ Diego	32.760
24	16	VIGUIER Lionel	32.540	24	27	COSENTINO Francesco	27.165	24	75	MIRANDA Eduardo	42.265	24	16	VIGUIER Lionel	32.776
25	76	DANETTI Massimiliano	32.545	25	58	LIN Chen Han	27.230	25	155	COLDANI Gianalberto	42.268	25	38	ALCID I Alessio	32.785
26	82	CIMENES Jacopo Giusepp	32.564	26	82	CIMENES Jacopo Giusepp	27.236	26	632	RIGOLET Mathieu	42.269	26	82	CIMENES Jacopo Giusepp	32.802
27	85	CAUVAS Benjamin	32.625	27	155	COLDANI Gianalberto	27.243	27	84	LANCELLOTTI Mattia	42.280	27	155	COLDANI Gianalberto	32.804
28	38	ALCID I Alessio	32.644	28	38	ALCID I Alessio	27.281	28	82	CIMENES Jacopo Giusepp	42.280	28	632	RIGOLET Mathieu	32.842
29	103	MEZZETTI William	32.661	29	88	HORN	27.311	29	18	DEL CROIX Cedric	42.290	29	17	PASQUALI Daniele	32.845
30	33	FAYE Michel	32.699	30	17	PASQUALI Daniele	27.330	30	17	PASQUALI Daniele	42.343	30	73	CUTINI Sandro	32.869
31	58	LIN Chen Han	32.712	31	33	FAYE Michel	27.347	31	85	CAUVAS Benjamin	42.377	31	88	HORN	32.888
32	53	DUE	32.715	32	53	DUE	27.373	32	76	DANETTI Massimiliano	42.383	32	76	DANETTI Massimiliano	32.911
33	27	COSENTINO Francesco	32.727	33	16	VIGUIER Lionel	27.411	33	73	CUTINI Sandro	42.426	33	223	SOUBEK Sandro	32.949
34	78	DZIADUS Laurent	32.750	34	123	MONMANEIX Pierre	27.424	34	83	CASSARÀ Diego	42.495	34	105	BRIGATTI Alessandro	32.979
35	88	HORN	32.814	35	73	CUTINI Sandro	27.474	35	103	MEZZETTI William	42.524	35	58	LIN Chen Han	32.993
36	83	CASSARÀ Diego	32.908	36	18	DEL CROIX Cedric	27.475	36	33	FAYE Michel	42.589	36	53	DUE	33.000
37	17	PASQUALI Daniele	32.966	37	75	MIRANDA Eduardo	27.480	37	58	LIN Chen Han	42.706	37	103	MEZZETTI William	33.056
38	73	CUTINI Sandro	33.044	38	83	CASSARÀ Diego	27.493	38	88	HORN	42.760	38	33	FAYE Michel	33.067
39	75	MIRANDA Eduardo	33.163	39	333	SABBATINI Alberto	27.928	39	333	SABBATINI Alberto	43.385	39	333	SABBATINI Alberto	33.477
40	333	SABBATINI Alberto	33.559	40	78	DZIADUS Laurent	28.062	40	78	DZIADUS Laurent	57.210	40	78	DZIADUS Laurent	44.032
41	99	MAIO Guillaume	44.195												





Aut.Int. Mugello 5.245 m

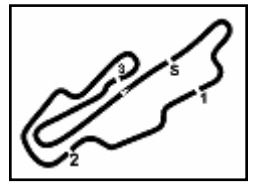
ACI Racing Weekend Mugello, 16-17 Luglio 2022

Clio Cup Series - Lap Chart Race 2

	Lap									
	1	2	3	4	5	6	7	8	9	10
1	1	1	12	12	12	12	12	12	12	12
2	12	12	1	1	1	1	1	1	1	1
3	25	25	25	25	25	29	29	29	29	29
4	125	125	125	125	125	25	25	25	25	25
5	29	29	29	29	29	77	77	77	77	77
6	77	77	77	77	77	100	100	100	100	100
7	100	100	100	100	100	125	125	125	125	104
8	6	6	6	6	6	6	104	104	104	6
9	104	104	104	104	104	104	6	6	6	107
10	105	105	105	105	105	105	107	107	107	105
11	107	107	107	107	107	107	105	105	105	44
12	24	24	24	24	24	24	223	223	223	223
13	223	223	223	223	223	223	24	24	24	24
14	43	43	43	43	43	43	43	43	43	123
15	123	123	123	123	123	123	123	44	44	16
16	16	16	16	16	16	16	44	123	123	43
17	38	38	38	38	38	38	84	84	84	38
18	69	69	84	84	84	84	16	16	16	84
19	84	84	69	69	69	69	69	69	69	155
20	78	78	632	632	632	44	38	38	38	15
21	15	632	44	44	44	155	155	155	155	69
22	632	103	155	155	155	632	632	632	632	116
23	103	155	103	103	103	18	116	116	116	632
24	155	18	18	18	18	116	18	18	18	18
25	18	76	76	76	76	76	15	15	15	76
26	76	44	53	53	53	53	76	76	76	82
27	44	75	116	116	17	15	53	53	53	53
28	75	53	75	75	116	17	82	82	82	17
29	53	58	33	33	75	85	17	17	17	33
30	58	116	85	85	33	82	33	33	33	58
31	116	33	17	17	85	27	88	58	58	75
32	33	85	27	27	27	33	75	75	75	88
33	85	17	82	82	82	88	58	88	88	83
34	17	27	15	15	15	75	83	83	83	27
35	27	82	88	88	88	58	103	333	333	333
36	82	88	83	83	83	83	333	27	27	
37	88	333	333	333	333	103	27	73	73	
38	333	83	58	58	58	333	73			
39	83	15	73	73	73	73				
40	73	73								

Final Result		
1	12 TORELLI G.	Laps 10
2	1 MILAN N.	0.401
3	29 FINKELSTEIN A.	0.964
4	25 ALBOUY A.	1.535
5	77 LENEUTRE J.	2.047
6	100 JUIF S.	2.525
7	104 JOUSSET L.	3.547
8	6 PAPI C.	4.103
9	107 RICCIARINI C.	4.392
10	105 BRIGATTI A.	5.090
11	44 JELMINI F.	5.314
12	223 SOUBEK S.	5.594
13	24 RENET A.	5.845
14	123 MONMANEIX P.	6.910
15	16 VIGUIER L.	7.907
16	43 PUCCETTI D.	7.945
17	38 ALCIDI A.	8.555
18	84 LANCELLOTTI M.	8.624
19	155 COLDANI G.	8.971
20	69 STEFANA Q.	9.592
21	116 TREBBI G.	9.642
22	632 RIGOLET M.	10.241
23	18 DELCROIX C.	10.495
24	76 DANETTI M.	11.764
25	82 CIMENES J.	12.033
26	53 DUE	12.929
27	17 PASQUALI D.	13.101
28	33 FAYE M.	13.396
29	58 LIN C.	13.555
30	75 MIRANDA E.	13.677
31	88 HORN	14.928
32	83 CASSARÀ D.	15.425
33	27 COSENTINO F.	17.741
34	333 SABBATINI A.	24.220
35	15 POUGET D. (P)	2'09.571
36	125 SPINKIEWICZ J.	1 Lap
37	73 CUTINI S.	1 Lap
RET	103 MEZZETTI W.	3 Laps
RET	85 CAUVAS B.	4 Laps
RET	78 DZIADUS L.	8 Laps
RET	99 MAIO G.	





ACI Racing Weekend Mugello, 16-17 Luglio 2022

Clio Cup Series - Chronological Analysis Race 2

Aut.Int. Mugello 5.245 m

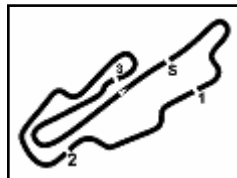
Start at 15:21'18.498

1 / 5

1 N. MILAN (2'13.005)								17 D. PASQUALI (2'17.665)																																																																																																																																																																																																																																																																																							
Lap	Seg.1	Seg.2	Seg.3	Seg.4	Lap Time	km/h	Local Time	Lap	Seg.1	Seg.2	Seg.3	Seg.4	Lap Time	km/h	Local Time																																																																																																																																																																																																																																																																																
1		27.085	48.055	44.026	2'40.513		15:23'59.011	9	42.384	33.852	55.783	46.084	2'58.103	133,2	15:46'39.221																																																																																																																																																																																																																																																																																
2	47.662	42.320	1'02.861	47.040	3'19.883	128,7	15:27'18.894	10	34.786	27.763	42.297	33.177	2'18.023	174,5	15:48'57.244																																																																																																																																																																																																																																																																																
3	32.676	26.780	41.424	34.346	2'15.226	195,3	15:29'34.120	18 C. DELCROIX (2'15.460)																																																																																																																																																																																																																																																																																							
4	48.267	38.748	59.384	47.940	3'14.339	107,4	15:32'48.459									Lap <th>Seg.1</th> <th>Seg.2</th> <th>Seg.3</th> <th>Seg.4</th> <th>Lap Time</th> <th>km/h</th> <th>Local Time</th>	Seg.1	Seg.2	Seg.3	Seg.4	Lap Time	km/h	Local Time																																																																																																																																																																																																																																																																								
5	47.666	37.551	56.945	56.708	3'18.870	123,0	15:36'07.329									1		32.639	1'01.117	41.648	3'04.586		15:24'23.084																																																																																																																																																																																																																																																																								
6	34.579	26.841	41.451	32.456	2'15.327	168,0	15:38'22.656									2	47.076	43.583	55.080	43.303	3'09.042	93,2	15:27'32.126																																																																																																																																																																																																																																																																								
7	32.283	26.960	41.318	32.444	2'13.005	198,9	15:40'35.661									3	33.251	27.814	42.949	39.310	2'23.324	200,7	15:29'55.450																																																																																																																																																																																																																																																																								
8	32.309	31.917	57.496	48.484	2'50.206	200,7	15:43'25.867									4	48.314	36.883	1'02.708	50.803	3'18.708	142,7	15:33'14.158																																																																																																																																																																																																																																																																								
9	45.013	36.191	55.435	51.867	3'08.506	115,4	15:46'34.373									5	42.868	37.872	51.227	49.618	3'01.585	144,2	15:36'15.743																																																																																																																																																																																																																																																																								
10	34.590	26.961	41.445	32.369	2'15.365	171,4	15:48'49.738									6	35.726	27.921	42.847	33.027	2'19.521	166,9	15:38'35.264																																																																																																																																																																																																																																																																								
Race Time 27'31.240																7	34.217	28.260	42.343	32.845	2'17.665	203,8	15:40'52.929																																																																																																																																																																																																																																																																								
6 C. PAPI (2'15.092)																8	32.966	33.977	56.834	52.854	2'56.631	200,7	15:43'49.560																																																																																																																																																																																																																																																																								
								Lap <th>Seg.1</th> <th>Seg.2</th> <th>Seg.3</th> <th>Seg.4</th> <th>Lap Time</th> <th>km/h</th> <th>Local Time</th> <td>9</td> <td>41.021</td> <td>33.844</td> <td>55.717</td> <td>44.538</td> <td>2'55.120</td> <td>152,1</td> <td>15:46'44.680</td>	Seg.1	Seg.2	Seg.3	Seg.4	Lap Time	km/h	Local Time	9	41.021	33.844	55.717	44.538	2'55.120	152,1	15:46'44.680																																																																																																																																																																																																																																																																								
								1		27.309	51.174	46.935	2'48.481		15:24'06.979	10	34.854	27.330	42.473	33.101	2'17.758	172,5	15:49'02.438																																																																																																																																																																																																																																																																								
								2	44.904	41.584	1'01.149	46.418	3'14.055	125,0	15:27'21.034	24 A. RENET (2'16.419)																																																																																																																																																																																																																																																																															
								3	32.398	26.801	41.796	35.427	2'16.422	206,1	15:29'37.456									Lap <th>Seg.1</th> <th>Seg.2</th> <th>Seg.3</th> <th>Seg.4</th> <th>Lap Time</th> <th>km/h</th> <th>Local Time</th>	Seg.1	Seg.2	Seg.3	Seg.4	Lap Time	km/h	Local Time																																																																																																																																																																																																																																																																
								4	49.092	38.566	1'00.251	49.240	3'17.149	126,3	15:32'54.605									1		29.931	57.272	44.610	2'59.723		15:24'18.221																																																																																																																																																																																																																																																																
								5	45.920	38.085	54.392	56.039	3'14.436	121,1	15:36'09.041									2	46.592	41.912	57.360	43.733	3'09.597	91,6	15:27'27.818																																																																																																																																																																																																																																																																
								6	35.046	27.076	41.684	32.390	2'16.196	169,8	15:38'25.237									3	32.335	27.782	43.246	38.710	2'22.073	203,8	15:29'49.891																																																																																																																																																																																																																																																																
								7	32.874	26.994	42.316	32.908	2'15.092	204,9	15:40'40.329									4	48.397	37.920	1'01.273	51.694	3'19.284	141,0	15:33'09.175																																																																																																																																																																																																																																																																
								8	32.421	32.269	57.355	49.546	2'51.591	201,1	15:43'31.920									5	43.119	37.935	52.644	52.079	3'05.777	138,3	15:36'14.952																																																																																																																																																																																																																																																																
9	44.252	35.044	54.889	50.385	3'04.570	137,6	15:46'36.490	6	34.995	27.516	42.711	32.825	2'18.047	169,8	15:38'32.999																																																																																																																																																																																																																																																																																
10	34.694	27.178	42.189	32.889	2'16.950	173,6	15:48'53.440	7	32.391	28.046	42.290	32.733	2'15.460	200,0	15:40'48.459																																																																																																																																																																																																																																																																																
Race Time 27'34.942								8	32.396	35.229	56.667	52.248	2'56.540	200,7	15:43'44.999																																																																																																																																																																																																																																																																																
12 G. TORELLI (2'13.107)								9	42.285	34.271	55.007	45.570	2'57.133	140,6	15:46'42.132																																																																																																																																																																																																																																																																																
								Lap <th>Seg.1</th> <th>Seg.2</th> <th>Seg.3</th> <th>Seg.4</th> <th>Lap Time</th> <th>km/h</th> <th>Local Time</th> <td>10</td> <td>34.569</td> <td>27.475</td> <td>42.954</td> <td>32.702</td> <td>2'17.700</td> <td>174,5</td> <td>15:48'59.832</td>	Seg.1	Seg.2	Seg.3	Seg.4	Lap Time	km/h	Local Time	10	34.569	27.475	42.954	32.702	2'17.700	174,5	15:48'59.832																																																																																																																																																																																																																																																																								
								1		27.099	48.328	44.271	2'41.230		15:23'59.728	25 A. ALBOUY (2'14.045)																																																																																																																																																																																																																																																																															
								2	47.582	42.219	1'02.658	46.905	3'19.364	132,7	15:27'19.092									Lap <th>Seg.1</th> <th>Seg.2</th> <th>Seg.3</th> <th>Seg.4</th> <th>Lap Time</th> <th>km/h</th> <th>Local Time</th>	Seg.1	Seg.2	Seg.3	Seg.4	Lap Time	km/h	Local Time																																																																																																																																																																																																																																																																
								3	32.188	26.449	41.457	34.555	2'14.649	199,6	15:29'33.741									1		27.719	53.710	45.788	2'51.207		15:24'09.705																																																																																																																																																																																																																																																																
								4	48.010	38.568	59.630	47.995	3'14.203	114,3	15:32'47.944									2	45.572	41.163	1'00.427	45.659	3'12.821	108,7	15:27'22.526																																																																																																																																																																																																																																																																
								5	47.647	37.622	56.990	56.489	3'18.748	116,5	15:36'06.692									3	32.437	26.721	41.828	36.357	2'17.343	205,7	15:29'39.869																																																																																																																																																																																																																																																																
								6	34.725	26.566	41.428	32.764	2'15.483	164,9	15:38'22.175									4	49.294	38.729	1'00.349	51.663	3'20.035	124,3	15:32'59.904																																																																																																																																																																																																																																																																
								7	32.356	26.621	41.504	32.626	2'13.107	193,5	15:40'35.282									5	44.416	38.153	52.366	55.443	3'10.378	128,7	15:36'10.282																																																																																																																																																																																																																																																																
								8	32.470	31.596	57.635	48.423	2'50.124	193,5	15:43'25.406									6	34.665	27.428	41.817	32.538	2'16.448	171,4	15:38'26.730																																																																																																																																																																																																																																																																
9	44.879	36.247	55.547	51.783	3'08.456	112,5	15:46'33.862	7	34.094	27.640	41.968	32.717	2'16.419	202,6	15:40'43.149																																																																																																																																																																																																																																																																																
10	34.738	26.603	41.479	32.655	2'15.475	166,2	15:48'49.337	8	32.593	33.348	55.888	50.322	2'52.151	201,9	15:43'35.300																																																																																																																																																																																																																																																																																
Race Time 27'30.839								9	43.854	35.168	54.965	48.290	3'02.277	125,0	15:46'37.577																																																																																																																																																																																																																																																																																
15 D. POUGET (2'14.098)								10	35.512	27.144	42.049	32.900	2'17.605	171,2	15:48'55.182																																																																																																																																																																																																																																																																																
								Lap <th>Seg.1</th> <th>Seg.2</th> <th>Seg.3</th> <th>Seg.4</th> <th>Lap Time</th> <th>km/h</th> <th>Local Time</th> <td colspan="8" rowspan="10">27 F. COSENTINO (2'18.683)</td>	Seg.1	Seg.2	Seg.3	Seg.4	Lap Time	km/h	Local Time	27 F. COSENTINO (2'18.683)																																																																																																																																																																																																																																																																															
								1					2'57.772P		15:24'16.270									Lap <th>Seg.1</th> <th>Seg.2</th> <th>Seg.3</th> <th>Seg.4</th> <th>Lap Time</th> <th>km/h</th> <th>Local Time</th>	Seg.1	Seg.2	Seg.3	Seg.4	Lap Time	km/h	Local Time																																																																																																																																																																																																																																																																
								2	1'20.482	28.221	48.973	41.926	3'19.602P	125,4	15:27'35.872									1		33.222	1'01.593	41.676	3'05.375		15:24'23.873																																																																																																																																																																																																																																																																
								3	32.716	26.922	41.709	41.334	2'22.681	200,0	15:29'58.553									2	47.138	43.932	54.764	43.203	3'09.037	94,4	15:27'32.910																																																																																																																																																																																																																																																																
								4	47.742	35.595	1'04.161	50.388	3'17.886	132,5	15:33'16.439									3	32.825	28.046	42.569	39.704	2'23.144	201,9	15:29'56.054																																																																																																																																																																																																																																																																
								5	42.816	37.529	51.406	49.324	3'01.075	141,4	15:36'17.514									4	48.616	36.496	1'02.805	50.827	3'18.744	146,3	15:33'14.798																																																																																																																																																																																																																																																																
								6	35.019	27.429	42.521	32.563	2'17.532	173,1	15:38'35.046									5	43.024	37.634	51.196	50.338	3'02.192	142,1	15:36'16.990																																																																																																																																																																																																																																																																
								7	32.744	26.703	41.969	32.682	2'14.098	202,2	15:40'49.144									16 L. VIGUIER (2'16.422)																																																																																																																																																																																																																																																																							
								8	32.340	35.739	56.524	52.811	2'57.414	201,1	15:43'46.558																	Lap <th>Seg.1</th> <th>Seg.2</th> <th>Seg.3</th> <th>Seg.4</th> <th>Lap Time</th> <th>km/h</th> <th>Local Time</th>	Seg.1	Seg.2	Seg.3	Seg.4	Lap Time	km/h	Local Time																																																																																																																																																																																																																																																								
9	41.323	34.278	55.235	45.751	2'56.587	154,3	15:46'43.145	1		29.028	55.157	45.081	2'54.743		15:24'13.241																																																																																																																																																																																																																																																																																
10	34.410	26.859	41.995	32.499	2'15.763	173,9	15:48'58.908	2	45.825	40.461	59.925	44.943	3'11.154	97,0	15:27'24.395																																																																																																																																																																																																																																																																																
Race Time 27'40.410 + 2'00.000Pen								3	32.612	27.448	42.253	36.878	2'19.191	201,1	15:29'43.586	4	48.825	38.196	1'01.323	51.540	3'19.884	114,8	15:33'03.470																																																																																																																																																																																																																																																																								
16 L. VIGUIER (2'16.422)								5	43.869	37.858	52.457	54.142	3'08.326	121,1	15:36'11.796	5	48.825	38.196	1'01.323	51.540	3'19.884	114,8	15:33'03.470																																																																																																																																																																																																																																																																								
								6	34.824	27.411	42.276	32.851	2'17.362	170,6	15:38'29.158	6	43.869	37.858	52.457	54.142	3'08.326	121,1	15:36'11.796																																																																																																																																																																																																																																																																								
								7	32.580	27.599	43.467	32.776	2'16.422	199,6	15:40'45.580	7	32.580	27.599	43.467	32.776	2'16.422	199,6	15:40'45.580																																																																																																																																																																																																																																																																								
								8	32.540	34.950	55.889	52.159	2'55.538	200,0	15:43'41.118	8	32.540	34.950	55.889	52.159	2'55.538	200,0	15:43'41.118																																																																																																																																																																																																																																																																								
								16 L. VIGUIER (2'16.422)								16 L. VIGUIER (2'16.422)																16 L. VIGUIER (2'16.422)								16 L. VIGUIER (2'16.422)																																																																																																																																																																																																																																																							
																								16 L. VIGUIER (2'16.422)																								16 L. VIGUIER (2'16.422)								16 L. VIGUIER (2'16.422)								16 L. VIGUIER (2'16.422)																																																																																																																																																																																																																															
																																																																								16 L. VIGUIER (2'16.422)								16 L. VIGUIER (2'16.422)								16 L. VIGUIER (2'16.422)								16 L. VIGUIER (2'16.422)																																																																																																																																																																																															
																																																																																																								16 L. VIGUIER (2'16.422)								16 L. VIGUIER (2'16.422)								16 L. VIGUIER (2'16.422)								16 L. VIGUIER (2'16.422)																																																																																																																																																															
																																																																																																																																								16 L. VIGUIER (2'16.422)								16 L. VIGUIER (2'16.422)								16 L. VIGUIER (2'16.422)								16 L. VIGUIER (2'16.422)																																																																																																																															
																																																																																																																																																																								16 L. VIGUIER (2'16.422)								16 L. VIGUIER (2'16.422)								16 L. VIGUIER (2'16.422)								16 L. VIGUIER (2'16.422)																																																																																															
16 L. VIGUIER (2'16.422)																																																																																																																																																																																																								16 L. VIGUIER (2'16.422)								16 L. VIGUIER (2'16.422)								16 L. VIGUIER (2'16.422)																																																																							
																																																																																																																																																																																																																																16 L. VIGUIER (2'16.422)								16 L. VIGUIER (2'16.422)								16 L. VIGUIER (2'16.422)								16 L. VIGUIER (2'16.422)																																							
																																																																																																																																																																																																																																																																16 L. VIGUIER (2'16.422)								16 L. VIGUIER (2'16.422)								16 L. VIGUIER (2'16.422)								16 L. VIGUIER (2'16.422)							

17/07/2022 P = Pits In/Out - C = Lap Time Cancelled





Aut.Int. Mugello 5.245 m

ACI Racing Weekend Mugello, 16-17 Luglio 2022 Clio Cup Series - Chronological Analysis Race 2

Start at 15:21'18.498

2 / 5

Lap	Seg.1	Seg.2	Seg.3	Seg.4	Lap Time	km/h	Local Time											
6	36.001	28.125	43.044	32.484	2'19.654	167,7	15:38'36.644	3	32.157	27.076	42.535	37.438	2'19.206	203,8	15:29'47.353			
7	32.727	27.165	42.222	42.322	2'24.436	204,5	15:41'01.080	4	48.818	38.061	1'01.558	50.980	3'19.417	141,7	15:33'06.770			
8	32.766	34.984	54.404	52.937	2'55.091	196,7	15:43'56.171	5	43.492	37.947	53.107	52.365	3'06.911	127,4	15:36'13.681			
9	41.686	32.487	56.683	41.368	2'52.224	146,3	15:46'48.395	6	34.385	27.462	42.049	32.638	2'16.534	170,3	15:38'30.215			
10	35.287	27.922	42.779	32.695	2'18.683	171,2	15:49'07.078	7	32.259	27.187	41.997	32.658	2'14.101	201,1	15:40'44.316			
									Race Time 27'48.580		8	32.185	34.095	55.658	50.481	2'52.419	202,2	15:43'36.735
											9	43.899	34.779	55.344	47.053	3'01.075	123,9	15:46'37.810
											10	34.541	27.240	41.983	33.077	2'16.841	174,5	15:48'54.651
											Race Time 27'36.153							

29 A. FINKELSTEIN (2'13.492)

Lap	Seg.1	Seg.2	Seg.3	Seg.4	Lap Time	km/h	Local Time
1		27.218	50.312	45.416	2'45.238		15:24'03.736
2	46.212	41.379	1'01.896	46.794	3'16.281	141,7	15:27'20.017
3	32.326	26.971	41.946	34.336	2'15.579	203,0	15:29'35.596
4	49.067	38.595	1'00.130	3'15.953	121,5	15:32'51.549	
5	46.676	37.448	55.957	56.488	3'16.569	117,6	15:36'08.118
6	34.549	26.853	41.787	32.771	2'15.960	170,1	15:38'24.078
7	32.486	26.603	41.816	32.587	2'13.492	201,9	15:40'37.570
8	32.399	30.974	57.268	49.256	2'49.897	197,1	15:43'27.467
9	44.208	36.162	55.015	51.736	3'07.121	120,5	15:46'34.588
10	34.777	26.897	41.498	32.541	2'15.713	173,9	15:48'50.301
Race Time 27'31.803							

53 . DUE (2'16.493)

Lap	Seg.1	Seg.2	Seg.3	Seg.4	Lap Time	km/h	Local Time
1		30.016	1'00.317	42.372	3'01.806		15:24'20.304
2	46.896	41.588	57.304	43.429	3'09.217	100,1	15:27'29.521
3	32.748	27.573	42.370	39.231	2'21.922	201,9	15:29'51.443
4	48.253	37.284	1'01.432	52.027	3'18.996	143,4	15:33'10.439
5	43.059	37.692	52.320	52.233	3'05.304	141,9	15:36'15.743
6	35.200	28.122	42.553	33.000	2'18.875	169,3	15:38'34.618
7	33.491	27.373	42.265	33.364	2'16.493	198,9	15:40'51.111
8	32.715	34.424	56.424	53.124	2'56.687	196,4	15:43'47.798
9	41.267	33.773	55.902	45.030	2'55.972	152,5	15:46'43.770
10	34.676	27.390	42.987	33.443	2'18.496	172,5	15:49'02.266
Race Time 27'43.768							

33 M. FAYE (2'16.072)

Lap	Seg.1	Seg.2	Seg.3	Seg.4	Lap Time	km/h	Local Time
1		32.654	1'00.775	41.596	3'03.296		15:24'21.794
2	47.123	42.560	56.238	43.386	3'09.307	100,9	15:27'31.101
3	32.826	27.632	42.618	39.850	2'22.926	197,8	15:29'54.027
4	48.203	37.026	1'02.183	51.104	3'18.516	141,0	15:33'12.543
5	42.980	37.624	51.815	51.574	3'03.993	139,4	15:36'16.536
6	35.993	28.267	43.002	33.175	2'20.437	167,7	15:38'36.973
7	32.699	27.369	42.589	33.415	2'16.072	201,1	15:40'53.045
8	33.902	33.768	56.527	53.273	2'57.470	198,5	15:43'50.515
9	40.738	34.076	55.407	44.407	2'54.628	159,3	15:46'45.143
10	34.535	27.347	42.641	33.067	2'17.590	174,8	15:49'02.733
Race Time 27'44.235							

58 C. LIN (2'16.857)

Lap	Seg.1	Seg.2	Seg.3	Seg.4	Lap Time	km/h	Local Time
1		30.780	1'00.802	42.088	3'02.146		15:24'20.644
2	47.083	41.520	57.196	43.348	3'09.147	100,5	15:27'29.791
3	32.712	45.812	43.561	33.563	2'35.648	205,3	15:30'05.439
4	44.617	34.189	1'06.254	49.118	3'14.178	149,4	15:33'19.617
5	43.206	36.627	50.767	48.484	2'59.084	135,3	15:36'18.701
6	35.755	28.094	42.916	33.216	2'19.981	178,8	15:38'38.682
7	32.779	27.603	43.289	33.186	2'16.857	199,3	15:40'55.539
8	32.845	32.632	56.828	53.056	2'55.361	201,1	15:43'50.900
9	40.850	33.950	55.693	44.079	2'54.572	155,2	15:46'45.472
10	34.491	27.230	42.706	32.993	2'17.420	174,2	15:49'02.892
Race Time 27'44.394							

38 A. ALCIDI (2'16.814)

Lap	Seg.1	Seg.2	Seg.3	Seg.4	Lap Time	km/h	Local Time
1		29.460	55.610	45.213	2'55.417		15:24'13.915
2	45.737	40.539	59.775	44.822	3'10.873	89,6	15:27'24.788
3	32.686	27.309	42.414	37.655	2'20.064	202,6	15:29'44.852
4	48.248	38.246	1'01.354	51.451	3'19.299	114,8	15:33'04.151
5	43.862	37.723	52.471	53.982	3'08.038	138,8	15:36'12.189
6	34.891	27.533	42.085	32.785	2'17.294	171,2	15:38'29.483
7	33.586	27.281	43.140	32.807	2'16.814	204,5	15:40'46.297
8	32.644	35.059	55.872	52.425	2'56.000	200,7	15:43'42.297
9	42.518	33.730	55.724	46.131	2'58.103	145,4	15:46'40.400
10	34.838	27.444	42.288	32.922	2'17.492	173,1	15:48'57.892
Race Time 27'39.394							

69 Q. STEFANA (2'15.884)

Lap	Seg.1	Seg.2	Seg.3	Seg.4	Lap Time	km/h	Local Time
1		29.107	56.024	45.402	2'56.221		15:24'14.719
2	45.794	40.290	59.629	44.588	3'10.301	87,7	15:27'25.020
3	33.123	27.080	42.520	38.514	2'21.237	206,1	15:29'46.257
4	48.443	37.658	1'01.737	51.136	3'18.974	130,6	15:33'05.231
5	43.932	37.526	52.845	53.505	3'07.808	140,1	15:36'13.039
6	34.683	27.471	42.130	32.609	2'16.893	169,8	15:38'29.932
7	32.414	27.581	43.144	32.745	2'15.884	204,2	15:40'45.816
8	32.564	35.094	55.807	52.399	2'55.864	199,6	15:43'41.680
9	42.460	33.755	55.738	46.066	2'58.019	130,3	15:46'39.699
10	34.443	27.848	42.264	34.675	2'19.230	175,3	15:48'58.929
Race Time 27'40.431							

43 D. PUCCETTI (2'15.883)

Lap	Seg.1	Seg.2	Seg.3	Seg.4	Lap Time	km/h	Local Time
1		29.268	53.635	45.397	2'52.636		15:24'11.134
2	46.419	40.613	1'00.220	45.087	3'12.339	105,7	15:27'23.473
3	32.374	26.878	41.814	36.769	2'17.835	200,7	15:29'41.308
4	49.014	38.972	1'00.384	51.528	3'19.898	124,9	15:33'01.206
5	44.439	38.267	52.305	54.957	3'09.968	126,2	15:36'11.174
6	34.692	27.089	42.166	32.720	2'16.667	168,5	15:38'27.841
7	32.851	28.056	42.077	32.899	2'15.883	201,9	15:40'43.724
8	32.526	33.412	56.038	50.185	2'52.161	199,6	15:43'35.885
9	44.329	34.836	55.206	47.433	3'01.804	125,1	15:46'37.689
10	35.819	28.019	42.308	33.447	2'19.593	171,2	15:48'57.282
Race Time 27'38.784 + 10.000Pen							

73 S. CUTINI (2'16.194)

Lap	Seg.1	Seg.2	Seg.3	Seg.4	Lap Time	km/h	Local Time
1		36.066	1'08.490	5'22.679	7'54.710P		15:29'13.208
2	44.054	30.508	46.084	34.487	2'35.133P	99,7	15:31'48.341
3	34.480	28.613	43.857	33.673	2'20.623	189,8	15:34'08.964
4	33.536	28.061	43.062	33.238	2'17.897	191,2	15:36'26.861
5	33.324	27.647	43.185	33.037	2'17.193	194,2	15:38'44.054
6	33.044	27.474	42.602	33.074	2'16.194	197,8	15:41'00.248
7	33.236	33.113	55.242	52.097	2'53.688	199,3	15:43'53.936
8	41.449	32.628	56.430	42.691	2'53.198	161,9	15:46'47.134
9	35.154	27.594	42.426	32.869	2'18.043	173,1	15:49'05.177
Race Time 27'46.679							

44 F. JELMINI (2'14.101)

Lap	Seg.1	Seg.2	Seg.3	Seg.4	Lap Time	km/h	Local Time
1		29.957	59.784	43.035	3'00.753		15:24'19.251
2	46.526	41.720	57.502	43.148	3'08.896	91,0	15:27'28.147

75 E. MIRANDA (2'17.074)

Lap	Seg.1	Seg.2	Seg.3	Seg.4	Lap Time	km/h	Local Time
-----	-------	-------	-------	-------	----------	------	------------

17/07/2022

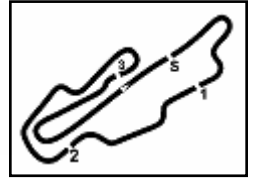
P = Pits In/Out - C = Lap Time Cancelled





CLIO CUP SERIES

6.6



ACI Racing Weekend Mugello, 16-17 Luglio 2022 Clio Cup Series - Chronological Analysis Race 2

Aut.Int. Mugello 5.245 m

Start at 15:21'18.498

3 / 5

Lap	Seg.1	Seg.2	Seg.3	Seg.4	Lap Time	km/h	Local Time
1	31.030	1'00.158	42.339	3'01.313		15:24'19.811	6
2	46.660	42.070	57.025	43.624	3'09.379	96,3	15:27'29.190
3	33.845	28.158	42.630	39.425	2'24.058	194,9	15:29'53.248
4	47.919	37.426	1'02.402	50.487	3'18.234	139,9	15:33'11.482
5	43.414	37.618	51.928	51.946	3'04.906	136,7	15:36'16.388
6	36.884	28.030	43.384	33.406	2'21.704	157,9	15:38'38.092
7	33.163	27.480	42.778	33.717	2'17.138	198,9	15:40'55.230
8	33.588	32.918	56.617	53.173	2'56.296	195,7	15:43'51.526
9	40.797	34.045	55.830	43.742	2'54.414	162,7	15:46'45.940
10	34.611	27.608	42.265	32.590	2'17.074	172,2	15:49'03.014
Race Time 27'44.516							

76 M. DANETTI (2'15.540)

Lap	Seg.1	Seg.2	Seg.3	Seg.4	Lap Time	km/h	Local Time
1	29.672	59.330	43.713	3'00.346		15:24'18.844	
2	46.590	41.603	57.563	43.426	3'09.182	91,4	15:27'28.026
3	32.828	27.417	43.282	39.300	2'22.827	204,2	15:29'50.853
4	48.184	37.504	1'01.481	51.918	3'19.087	143,4	15:33'09.940
5	42.973	37.750	52.515	52.059	3'05.297	136,7	15:36'15.237
6	35.243	27.300	43.363	32.911	2'18.817	169,0	15:38'34.054
7	32.545	26.995	42.655	33.345	2'15.540	199,6	15:40'49.594
8	32.552	35.629	56.492	53.106	2'57.779	200,4	15:43'47.373
9	41.167	33.963	55.610	45.342	2'56.082	143,6	15:46'43.455
10	34.663	27.531	42.383	33.069	2'17.646	174,8	15:49'01.101
Race Time 27'42.603							

77 J. LENEUTRE (2'14.152)

Lap	Seg.1	Seg.2	Seg.3	Seg.4	Lap Time	km/h	Local Time
1	27.157	50.537	45.522	2'45.840		15:24'04.338	
2	46.440	41.193	1'01.642	46.641	3'15.916	136,0	15:27'20.254
3	32.269	27.021	41.915	34.440	2'15.645	204,5	15:29'35.899
4	49.295	38.562	1'00.185	48.276	3'16.318	121,8	15:32'52.217
5	46.683	37.513	55.517	56.353	3'16.066	115,4	15:36'08.283
6	34.901	26.615	41.606	33.341	2'16.463	169,0	15:38'24.746
7	32.628	27.106	41.873	32.545	2'14.152	196,7	15:40'38.898
8	32.139	30.954	57.137	49.383	2'49.613	198,5	15:43'28.511
9	44.548	35.701	55.057	51.531	3'06.837	114,7	15:46'35.348
10	34.421	27.089	41.875	32.651	2'16.036	172,5	15:48'51.384
Race Time 27'32.886							

78 L. DZIADUS (3'09.937)

Lap	Seg.1	Seg.2	Seg.3	Seg.4	Lap Time	km/h	Local Time
1	28.976	57.210	44.950	2'57.269		15:24'15.767	
2	45.884	39.933	1'00.088	44.032	3'09.937	86,4	15:27'25.704
Race Time 6'07.206							

82 J. CIMENES (2'15.565)

Lap	Seg.1	Seg.2	Seg.3	Seg.4	Lap Time	km/h	Local Time
1	32.059	1'02.495	41.878	3'06.262		15:24'24.760	
2	46.914	43.862	54.718	42.889	3'08.383	98,6	15:27'33.143
3	32.693	27.950	42.607	40.334	2'23.584	201,9	15:29'56.727
4	48.740	35.996	1'03.419	50.480	3'18.635	133,2	15:33'15.362
5	42.979	37.711	51.410	49.655	3'01.755	150,6	15:36'17.117
6	35.210	27.955	43.166	32.891	2'19.222	171,2	15:38'36.339
7	32.564	27.236	42.280	33.485	2'15.565	198,5	15:40'51.904
8	32.844	34.081	56.876	53.083	2'56.884	195,7	15:43'48.788
9	41.093	33.671	56.028	44.726	2'55.518	153,2	15:46'44.306
10	34.644	27.273	42.345	32.802	2'17.064	168,0	15:49'01.370
Race Time 27'42.872							

83 D. CASSARÀ (2'17.010)

Lap	Seg.1	Seg.2	Seg.3	Seg.4	Lap Time	km/h	Local Time
1			1'08.627	49.892	3'22.375		15:24'40.873
2	37.358	41.046	53.958	42.493	2'54.855	146,5	15:27'35.728
3	33.508	27.689	42.495	40.808	2'24.500	198,2	15:30'00.228
4	48.018	34.989	1'04.639	50.170	3'17.816	128,0	15:33'18.044
5	43.439	36.385	51.306	48.843	2'59.973	136,7	15:36'18.017

84 M. LANCELOTTI (2'15.099)

Lap	Seg.1	Seg.2	Seg.3	Seg.4	Lap Time	km/h	Local Time
1		28.530	56.686	45.146	2'56.779		15:24'15.277
2	45.961	39.955	1'00.106	43.932	3'09.954	89,3	15:27'25.231
3	32.648	27.025	42.605	38.027	2'20.305	202,6	15:29'45.536
4	48.580	37.744	1'01.836	50.957	3'19.117	123,7	15:33'04.653
5	44.131	37.533	52.625	53.611	3'07.900	125,0	15:36'12.553
6	34.650	27.609	42.280	32.552	2'17.091	170,1	15:38'29.644
7	32.328	27.419	42.711	32.641	2'15.099	205,3	15:40'44.743
8	32.358	35.284	55.493	52.202	2'55.337	200,7	15:43'40.080
9	41.927	34.408	55.733	46.779	2'58.847	122,4	15:46'38.927
10	34.795	28.483	42.402	33.354	2'19.034	173,6	15:48'57.961
Race Time 27'39.463							

85 B. CAUVAS (2'19.379)

Lap	Seg.1	Seg.2	Seg.3	Seg.4	Lap Time	km/h	Local Time
1		31.727	1'00.980	41.801	3'03.864		15:24'22.362
2	47.061	43.079	55.689	43.449	3'09.278	96,9	15:27'31.640
3	32.803	27.837	42.377	39.830	2'22.847	200,0	15:29'54.487
4	48.443	37.121	1'02.125	51.006	3'18.695	137,8	15:33'13.182
5	42.963	37.942	51.237	51.225	3'03.367	140,3	15:36'16.549
6	35.170	27.823	43.658	32.728	2'19.379	168,2	15:38'35.928
Race Time 17'17.430							

88 . HORN (2'17.184)

Lap	Seg.1	Seg.2	Seg.3	Seg.4	Lap Time	km/h	Local Time
1		32.770	1'03.350	41.645	3'07.106		15:24'25.604
2	46.778	44.410	54.043	42.952	3'08.183	103,6	15:27'33.787
3	32.821	27.608	43.546	41.455	2'25.430	198,5	15:29'59.217
4	48.149	35.046	1'04.591	49.884	3'17.670	124,3	15:33'16.887
5	44.104	36.315	51.284	49.134	3'00.837	136,9	15:36'17.724
6	35.744	28.207	43.424	32.888	2'20.263	170,9	15:38'37.987
7	32.814	27.610	43.594	33.166	2'17.184	197,8	15:40'55.171
8	33.774	33.658	56.170	53.293	2'56.895	193,5	15:43'52.066
9	41.074	33.584	56.160	43.382	2'54.200	163,6	15:46'46.266
10	34.989	27.311	42.760	32.939	2'17.999	171,2	15:49'04.265
Race Time 27'45.767							

100 S. JUIF (2'14.442)

Lap	Seg.1	Seg.2	Seg.3	Seg.4	Lap Time	km/h	Local Time
1		27.363	50.880	47.294	2'48.067		15:24'06.565
2	44.740	41.207	1'01.665	46.490	3'14.102	124,1	15:27'20.667
3	32.268	26.776	41.962	34.483	2'15.489	202,2	15:29'36.156
4	49.731	38.496	1'00.198	49.380	3'17.805	121,2	15:32'53.961
5	45.568	38.193	54.754	55.984	3'14.499	127,1	15:36'08.460
6	34.963	26.839	41.440	33.072	2'16.314	168,8	15:38'24.774
7	32.389	27.071	42.293	32.689	2'14.442	202,6	15:40'39.216
8	32.473	30.846	57.455	50.052	2'50.826	196,4	15:43'30.042
9	43.595	35.880	55.053	51.031	3'05.559	123,7	15:46'35.601
10	34.438	26.980	41.886	32.957	2'16.261	174,5	15:48'51.862
Race Time 27'33.364							

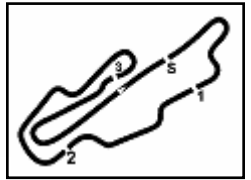
103 W. MEZZETTI (2'15.826)

Lap	Seg.1	Seg.2	Seg.3	Seg.4	Lap Time	km/h	Local Time
1				44.551	2'58.321		15:24'16.819
2	46.577	40.331	58.898	43.663	3'09.469	83,0	15:27'26.288
3	32.661	27.704	44.290	38.259	2'22.914	203,4	15:29'49.202
4	48.368	37.796	1'01.472	51.718	3'19.354	141,5	15:33'08.556
5	43.134	37.969	52.438	52.321	3'05.862	135,7	15:36'14.418
6	34.855	26.963	51.456	33.618	2'26.892	167,7	15:38'41.310

17/07/2022

P = Pits In/Out - C = Lap Time Cancelled





Aut.Int. Mugello 5.245 m

ACI Racing Weekend Mugello, 16-17 Luglio 2022 Clio Cup Series - Chronological Analysis Race 2

Start at 15:21'18.498

4 / 5

7	32.905	27.341	42.524	33.056	2'15.826	192,2	15:40'57.136	7	32.642	27.922	42.220	32.799	2'15.583	200,4	15:40'44.095
							Race Time 19'38.638	8	32.774	34.473	55.957	51.798	2'55.002	201,9	15:43'39.097
								9	42.461	34.428	55.431	47.021	2'59.341	122,7	15:46'38.438
								10	35.129	27.705	42.109	32.866	2'17.809	173,6	15:48'56.247

Race Time 27'37.749

104 L. JOUSSET (2'14.361)							
Lap	Seg.1	Seg.2	Seg.3	Seg.4	Lap Time	km/h	Local Time
1		27.353	51.782	46.576	2'49.033		15:24'07.531
2	45.173	41.182	1'01.390	45.869	3'13.614	120,9	15:27'21.145
3	32.438	26.881	41.818	35.762	2'16.899	206,5	15:29'38.044
4	49.071	38.458	1'00.247	49.458	3'17.234	121,5	15:32'55.278
5	46.039	37.811	54.196	56.038	3'14.084	125,3	15:36'09.362
6	34.751	27.470	41.386	32.424	2'16.031	171,4	15:38'25.393
7	32.854	27.006	42.099	32.402	2'14.361	202,2	15:40'39.754
8	32.556	31.479	57.857	49.575	2'51.467	203,4	15:43'31.221
9	44.064	35.310	54.912	50.555	3'04.841	119,3	15:46'36.062
10	34.518	27.018	42.218	33.068	2'16.822	173,6	15:48'52.884

Race Time 27'34.386 + 10.000Pen

125 J. SPINKIEWICZ (2'14.718)							
Lap	Seg.1	Seg.2	Seg.3	Seg.4	Lap Time	km/h	Local Time
1		27.314	49.358	44.679	2'43.385		15:24'01.883
2	46.876	42.072	1'02.044	46.812	3'17.804	132,4	15:27'19.687
3	32.438	27.058	41.810	34.222	2'15.528	201,5	15:29'35.215
4	48.845	38.342	59.886	47.700	3'14.773	119,5	15:32'49.988
5	47.790	37.181	56.333	56.753	3'18.057	117,0	15:36'08.045
6	35.798	27.057	41.370	32.629	2'16.854	164,1	15:38'24.899
7	32.903	27.015	41.954	32.846	2'14.718	199,6	15:40'39.617
8	32.334	31.116	57.662	50.016	2'51.128	197,4	15:43'30.745
9	43.937	35.437	55.024	50.616	3'05.014	122,0	15:46'35.759

Race Time 25'17.261

105 A. BRIGATTI (2'14.977)							
Lap	Seg.1	Seg.2	Seg.3	Seg.4	Lap Time	km/h	Local Time
1		27.269	52.549	46.134	2'49.839		15:24'08.337
2	44.899	41.404	1'01.046	45.735	3'13.084	123,3	15:27'21.421
3	32.471	26.876	41.976	35.943	2'17.266	203,0	15:29'38.687
4	49.165	38.300	1'00.342	51.115	3'18.922	119,5	15:32'57.609
5	44.908	37.294	54.031	55.797	3'12.030	124,7	15:36'09.639
6	34.811	27.369	41.663	32.979	2'16.822	169,8	15:38'26.461
7	32.899	26.963	42.013	33.102	2'14.977	193,5	15:40'41.438
8	32.742	33.232	56.545	49.738	2'52.257	194,2	15:43'33.695
9	44.277	34.398	54.879	49.881	3'03.435	130,1	15:46'37.130
10	34.709	27.624	41.843	33.121	2'17.297	169,0	15:48'54.427

Race Time 27'35.929

155 G. COLDANI (2'15.379)							
Lap	Seg.1	Seg.2	Seg.3	Seg.4	Lap Time	km/h	Local Time
1		29.703	57.666	44.620	2'59.174		15:24'17.672
2	46.473	40.746	58.425	43.984	3'09.628	90,2	15:27'27.300
3	32.395	27.457	43.552	37.558	2'20.962	201,1	15:29'48.262
4	48.606	37.886	1'01.429	51.784	3'19.705	135,5	15:33'07.967
5	43.265	37.721	52.878	52.204	3'06.068	132,8	15:36'14.035
6	34.699	27.243	42.501	32.804	2'17.247	172,2	15:38'31.282
7	32.260	27.360	42.750	33.009	2'15.379	200,7	15:40'46.661
8	32.384	35.450	55.894	52.749	2'56.477	203,8	15:43'43.138
9	42.311	33.686	55.589	46.099	2'57.685	143,4	15:46'40.823
10	34.707	27.400	42.268	33.110	2'17.485	175,6	15:48'58.308

Race Time 27'39.810

107 C. RICCIARINI (2'14.241)							
Lap	Seg.1	Seg.2	Seg.3	Seg.4	Lap Time	km/h	Local Time
1		27.984	52.965	46.185	2'50.668		15:24'09.166
2	44.855	41.391	1'00.853	46.006	3'13.105	108,9	15:27'22.271
3	32.403	26.674	41.622	36.630	2'17.329	200,4	15:29'39.600
4	48.896	38.637	1'00.526	51.040	3'19.099	125,7	15:32'58.699
5	44.899	37.098	53.613	55.805	3'11.415	129,7	15:36'10.114
6	34.550	27.620	41.549	32.692	2'16.411	172,2	15:38'26.525
7	32.299	26.848	42.063	33.031	2'14.241	199,3	15:40'40.766
8	32.268	33.226	56.710	49.556	2'51.760	200,0	15:43'32.526
9	44.246	35.181	54.755	50.384	3'04.566	130,3	15:46'37.092
10	34.907	27.223	41.557	32.950	2'16.637	169,3	15:48'53.729

Race Time 27'35.231

223 S. SOUBEK (2'15.238)							
Lap	Seg.1	Seg.2	Seg.3	Seg.4	Lap Time	km/h	Local Time
1		27.661	54.092	45.720	2'51.945		15:24'10.443
2	46.181	40.581	1'00.386	45.197	3'12.345	105,6	15:27'22.788
3	32.476	26.981	41.512	36.879	2'17.848	203,8	15:29'40.636
4	49.134	38.836	1'00.400	51.423	3'19.793	123,6	15:33'00.429
5	44.611	38.141	52.269	55.256	3'10.277	124,1	15:36'10.706
6	34.610	27.300	41.898	32.949	2'16.757	170,1	15:38'27.463
7	33.208	27.191	41.850	32.989	2'15.238	197,8	15:40'42.701
8	32.483	33.233	56.116	49.776	2'51.608	195,3	15:43'34.309
9	44.332	35.117	54.239	49.427	3'03.115	129,3	15:46'37.424
10	35.600	26.882	41.896	33.129	2'17.507	169,8	15:48'54.931

Race Time 27'36.433

116 G. TREBBI (2'13.928)							
Lap	Seg.1	Seg.2	Seg.3	Seg.4	Lap Time	km/h	Local Time
1		31.165	1'00.013	41.941	3'02.616		15:24'21.114
2	47.033	41.884	56.822	43.115	3'08.854	104,1	15:27'29.968
3	32.703	28.102	41.714	39.916	2'22.435	206,1	15:29'52.403
4	48.035	37.166	1'01.899	51.411	3'18.511	151,0	15:33'10.914
5	43.382	37.853	51.768	52.047	3'05.050	140,8	15:36'15.964
6	35.142	26.989	42.470	32.812	2'17.413	170,1	15:38'33.377
7	32.244	27.195	41.812	32.677	2'13.928	201,5	15:40'47.305
8	32.311	35.857	56.392	52.503	2'57.063	201,9	15:43'44.368
9	42.461	33.715	55.221	45.876	2'57.273	151,9	15:46'41.641
10	34.702	27.018	42.248	33.370	2'17.338	173,9	15:48'58.979

Race Time 27'40.481

333 A. SABBATINI (2'18.572)							
Lap	Seg.1	Seg.2	Seg.3	Seg.4	Lap Time	km/h	Local Time
1		31.959	1'05.754	39.631	3'08.108		15:24'26.606
2	48.037	44.179	53.239	42.955	3'08.410	99,4	15:27'35.016
3	35.339	28.753	43.707	39.409	2'27.208	191,8	15:30'02.224
4	47.111	34.501	1'06.241	49.221	3'17.074	131,2	15:33'19.298
5	43.055	36.560	50.995	48.593	2'59.203	136,9	15:36'18.501
6	35.974	28.771	44.222	34.013	2'22.980	172,0	15:38'41.481
7	33.559	28.151	43.385	33.477	2'18.572	190,8	15:41'00.053
8	33.708	33.949	54.758	52.758	2'55.173	191,2	15:43'55.226
9	41.196	32.877	56.523	41.955	2'52.551	148,6	15:46'47.777
10	35.621	27.928	47.409	34.822	2'25.780	167,2	15:49'13.557

Race Time 27'55.059

123 P. MONMANEIX (2'15.583)							
Lap	Seg.1	Seg.2	Seg.3	Seg.4	Lap Time	km/h	Local Time
1		29.114	54.249	45.762	2'53.967		15:24'12.465
2	45.991	40.464	1'00.071	45.092	3'11.618	105,5	15:27'24.083
3	32.376	27.424	42.034	37.057	2'18.891	200,0	15:29'42.974
4	48.672	38.416	1'00.868	51.719	3'19.675	123,7	15:33'02.649
5	44.016	37.957	52.354	54.470	3'08.797	125,7	15:36'11.446
6	34.843	27.533	42.056	32.634	2'17.066	170,6	15:38'28.512

632 M. RIGOLET (2'15.148)							
Lap	Seg.1	Seg.2	Seg.3	Seg.4	Lap Time	km/h	Local Time
1		29.444	57.145	44.777	2'57.810		15:24'16.308
2	46.092	40.450	59.346	43.907	3'09.795	86,0	15:27'26.103
3	32.469	28.030	42.954	37.234	2'20.687	203,8	15:29'46.790
4	48.619	38.002	1'01.800	50.564	3'18.985	136,4	15:33'05.775

17/07/2022

P = Pits In/Out - C = Lap Time Cancelled

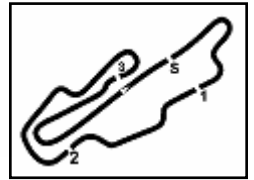
Powered by FICr PERUGIA TIMING





CLIO CUP SERIES

6.6



Aut. Int. Mugello 5.245 m

5 / 5

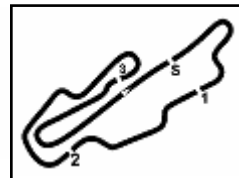
ACI Racing Weekend Mugello, 16-17 Luglio 2022 Clio Cup Series - Chronological Analysis Race 2

Start at 15:21'18.498

5	43.879	37.709	53.146	52.840	3'07.574	123,9	15:36'13.349
6	35.075	27.830	42.669	32.842	2'18.416	168,8	15:38'31.765
7	32.473	27.159	42.462	33.054	2'15.148	200,0	15:40'46.913
8	32.349	35.685	55.835	52.884	2'56.753	203,8	15:43'43.666
9	42.493	33.473	55.734	46.136	2'57.836	147,5	15:46'41.502
10	34.835	27.337	42.269	33.635	2'18.076	170,9	15:48'59.578

Race Time 27'41.080





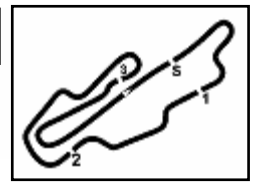
Aut. Int. Mugello 5.245 m

ACI Racing Weekend Mugello, 16-17 Luglio 2022

Clio Cup Series - Starting Grid - Race 2 (Duration: 25' +1 Lap)

21	116	TREBBI G. MC Motortecnica	Renault 2'19.658		
20	85	CAUVAS B. GPA Racing	Renault 2'15.819	333	SABBATINI A. Press League by Oregon Team
19	53	DUE . Oregon Team	Renault 2'15.496	88	HORN . GPA Racing
18	33	FAYE M. GM Sport	Renault 2'14.862	44	JELMINI F. PMA Motorsport
17	76	DANETTI M. PMA Motorsport	Renault 2'14.386	82	CIMENES J. Essecorse
16	58	LIN C. Uniq Racing	Renault 2'14.316	17	PASQUALI D. Tuder Motorsport
15	73	CUTINI S. Proteam Race	Renault 2'14.258	27	COSENTINO F. Sc. Costa Ovest
14	155	COLDANI G. MC Motortecnica	Renault 2'14.076	18	DELCROIX C. GPA Racing
13	632	RIGOULET M. Vic Team by GM Sport	Renault 2'14.017	83	CASSARÀ D. Faro Racing
12	78	DZIADUS L. Lucas	Renault 2'14.009	75	MIRANDA E. Uniq Racing
11	16	VIGUIER L. T2 CM	Renault 2'13.889	103	MEZZETTI W. Progetto E20 Motorsport
10	123	MONMANEIX P. GPA Racing	Renault 2'13.522	38	ALCIDI A. Tuder Motorsport
9	223	SOUBEK S. Mair Racing Osttirol	Renault 2'13.512	84	LANCELLOTTI M. Faro Racing
8	69	STEFANA Q. Milan Competition	Renault 2'13.444	99	MAIO G. GM Sport
7	24	RENET A. JSB Competition	Renault 2'13.107	43	PUCCHETTI D. PMA Motorsport
6	107	RICCIARINI C. Essecorse	Renault 2'12.724	105	BRIGATTI A. Progetto E20 Motorsport
5	29	FINKELSTEIN A. GPA Racing	Renault 2'12.513	6	PAPI C. Sc. Costa Ovest
4	104	JOUSSET L. Milan Competition	Renault 2'12.321	100	JUIF S. GM Sport
3	125	SPINKIEWICZ J. Uniq Racing	Renault 2'12.135	25	ALBOUY A. GPA Racing
2	1	MILAN N. Milan Competition	Renault 2'12.089	15	POUGET D. GPA Racing
1	12	TORELLI G. Faro Racing	Renault 2'11.544	77	LENEUTRE J. JSB Competition





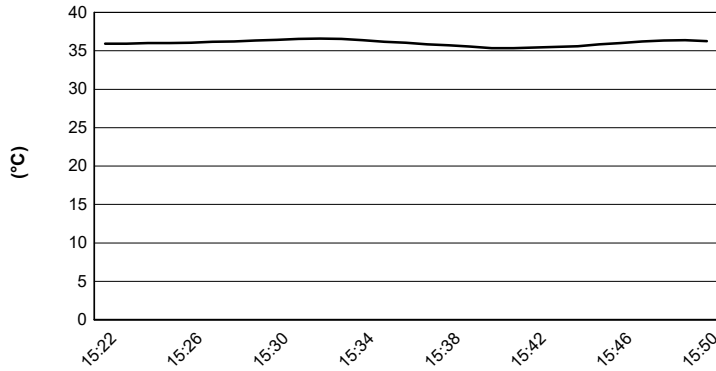
Aut.Int. Mugello 5.245 m

ACI Racing Weekend Mugello, 16-17 Luglio 2022

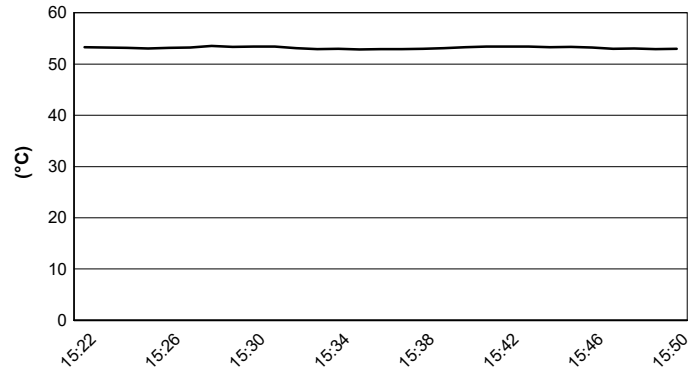
Clio Cup Series - Weather Report Race 2

Session started 15:22 - Session ended 15:50

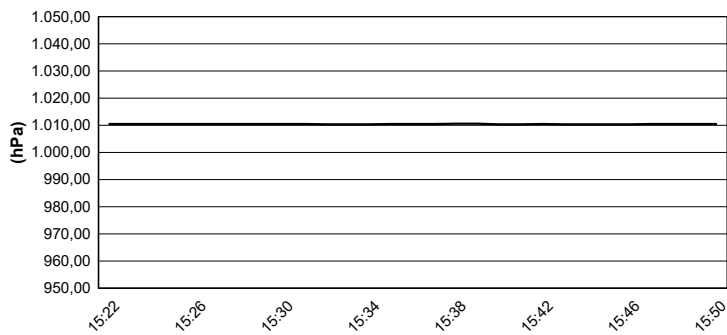
Air Temperature



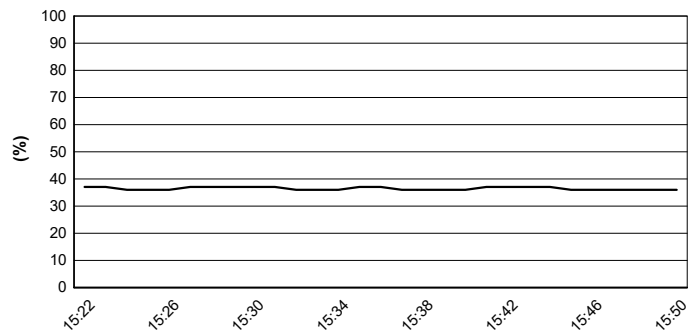
Track Temperature



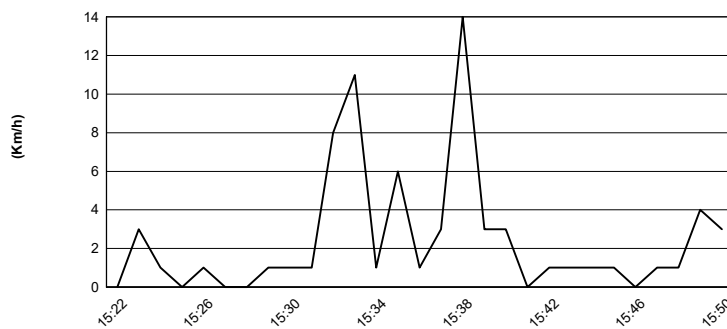
Air Pressure



Humidity



Wind Speed



Wind Direction

